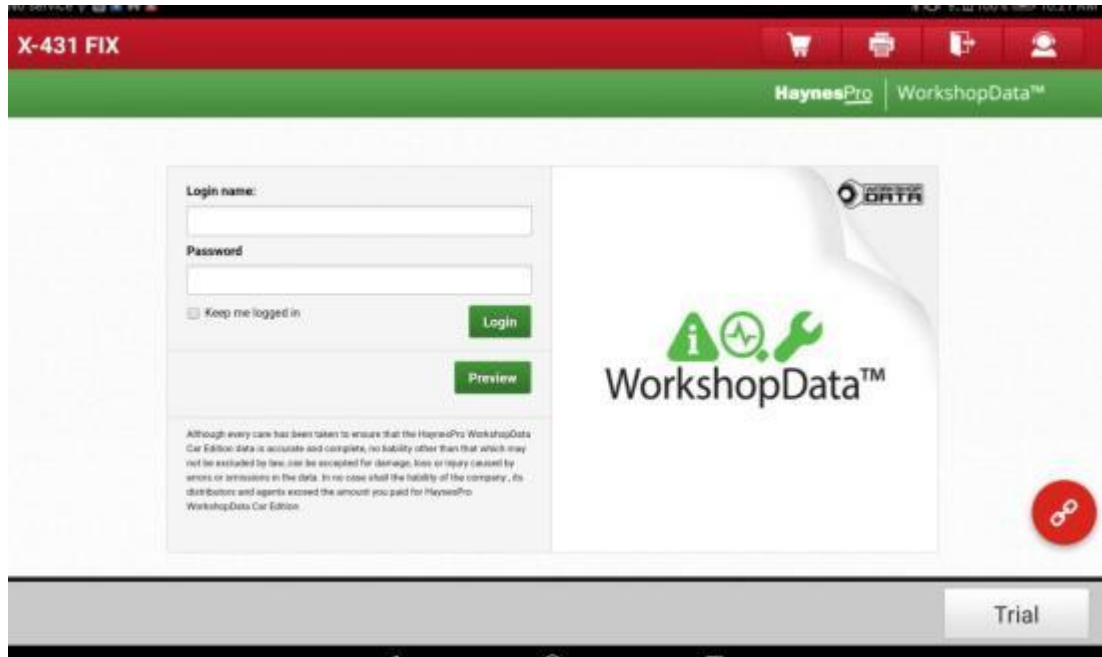


How to Activate “X-431 FIX” Function on Launch X431 PAD V/PAD VII?

Good news! “X-431 FIX” function now is available on the Global version [Launch X431 PAD V](#) and [PAD VII](#) diagnostic tablets.



I. Purchase license

How to Activate X-431 Fix function on the PAD V/PAD 7?

You have to purchase license on “Mall”.

It integrates the famous European auto repair database HaynesPro, which includes the ultimate passenger car (CarSET Ultimate Package) and truck package (TruckSET Ultimate Package).

Price of each will vary depending on the region in which the device is sold.

Customers must correctly fill in the receiving information when purchasing.

The email is the key to sending the account password, and it will be processed within 7 working days.



CarSET Ultimate Package **\$1000**

Buy now 




TruckSET Ultimate Package **\$1100**

Buy now 

Home Mall

< Product details



CarSET Ultimate Package


\$1000

Add to cart Buy now

The CarSET Ultimate package is the optimal complete package for your professional workshop that focuses on passenger cars! Helps technicians reduce the time it takes to troubleshoot common errors and includes OEM Technical Service Bulletins (TSBs) and recalls.
 Please be cautious if you need it urgently, because it takes about a week to release the license.
 The license will be sent to your email.
 Includes: Electronics, Tech and Smart
 Duration: 1 year

19:18 Home Mall 41%

< Product details



TruckSET Ultimate Package

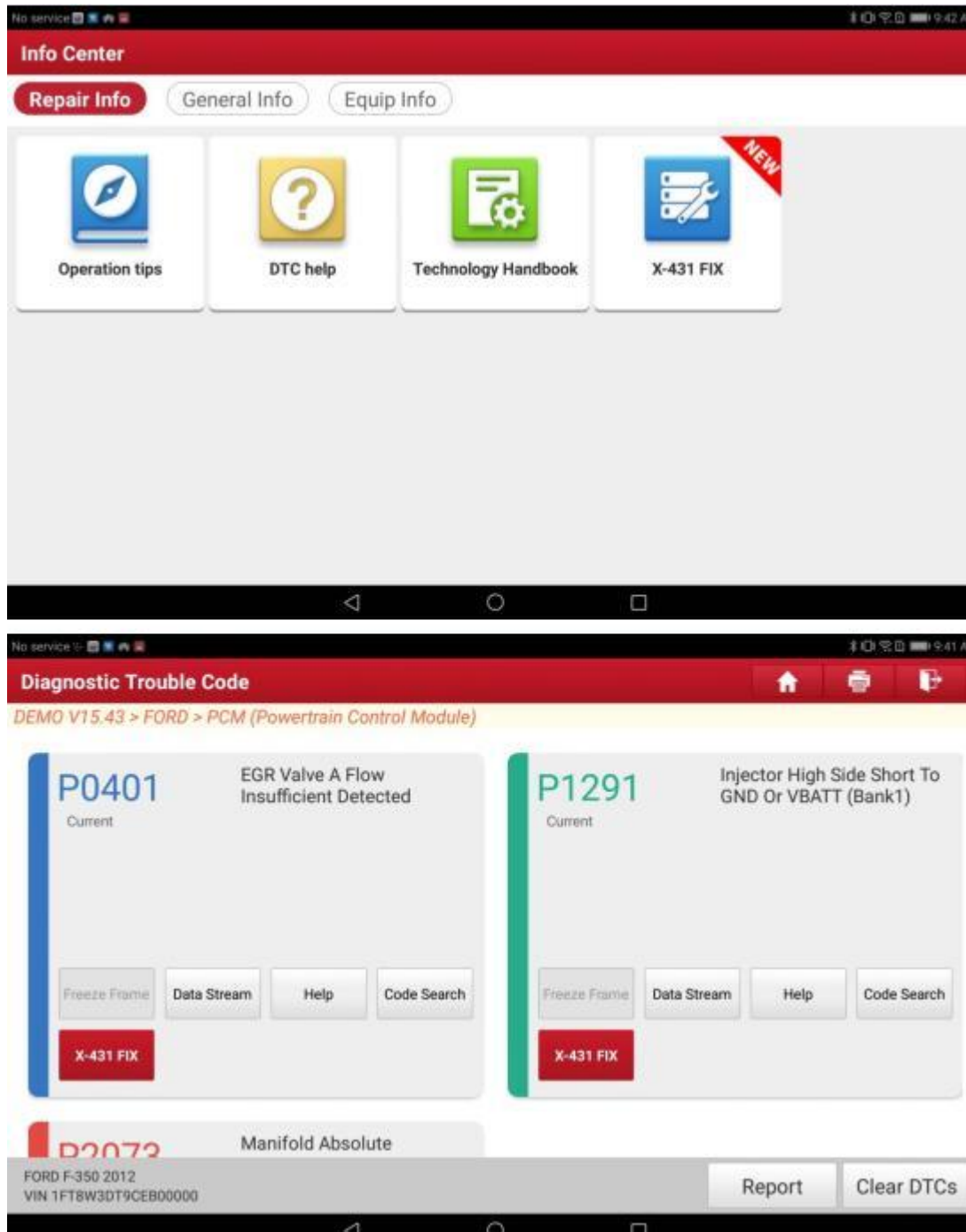
\$1100

Add to cart Buy now

The TruckSET Ultimate package is the optimal complete package for every professional workshop that focuses on commercial vehicles! The software helps technicians reduce the time it takes to troubleshoot common errors and includes OEM Technical Service Bulletins (TSBs) and recalls.
 Please be cautious if you need it urgently, because it takes about a week to release the license. Your X-431 diagnostic tool must support commercial vehicles diagnosis before purchasing.
 The license will be sent to your email.
 Includes: Electronics, Tech and Smart
 Duration: 1 year

II. X-431 FIX Entry

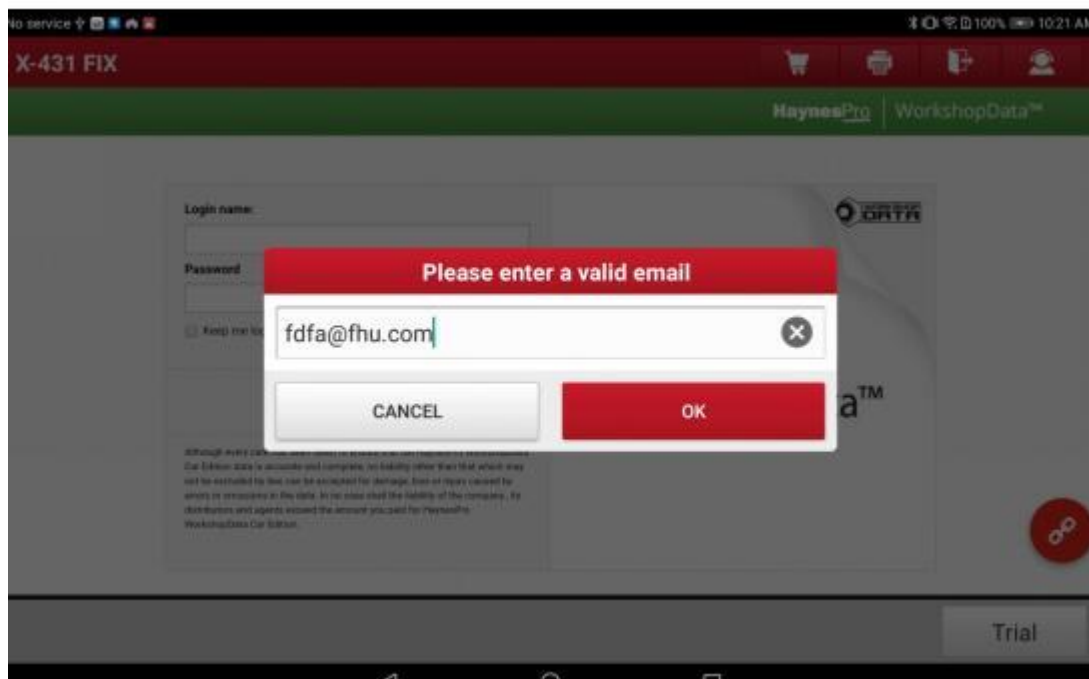

1. From Home menu, Go to **Info Center -> Repair Info -> X-431 FIX**
2. Click the **X-431 FIX** button under the DTC after smart diagnostic process
3. Login with X-431 FIX user name and password. It will automatically login next time.



III. X-431 FIX Trail

- 1). Press "Trail" button on the right bottom corner, input a valid email
- 2). Your trail request will be processed within 7 working days. X-431 customer service will send you X-431 FIX trail user name and password.

3.The user should check the trial account and password in time, and log in on the device. After logging in, the account information will be automatically saved, and the account information can be automatically logged in within the validity period.



How to Find your Launch X-431 Fix Function?

3 Ways To Find The X-431 FIX Function On Your Tablet.

3 Ways To Find The X-431 FIX Function On Your Tablet



NO.1

Click the X-431 FIX button under the DTC, after the intelligent diagnosing process.



NO.2

Click the 'Info Center' on your tablet, enter into 'Repair Info', you will find the X-431 FIX entrance.



NO.3

Click the 'MALL' on your tablet, find 'Other Goods', you will see the repair package.

How to quickly get help from the X-431 FIX function



STEP 1

Click the X-431 FIX button under the DTC, after the intelligent diagnosing process.

STEP 2

It will automatically enter into X-431 FIX function, and show the repair info of the relative DTC.



STEP 3

Find the step by step operating tutorial for help.

