

| Brand vehicle | Type vehicle | Model vehicle | Engine / gear type | ECU Brand | 2 ECU type | Info micro | Info EEPROM | R/W/VR | OBD | BENCH MODE | OPEN MODE |
|---------------|--------------|---------------|-------------------------|-----------|---------------|-----------------------------|----------------------|------------|-----|------------|-----------|
| Abarth | car | 500 | 1.4l TJet 16V | Bosch | ME7.9.10 | | | VR/W | OBD | | BOOT |
| Abarth | car | 500 | 1.4l MAir 16V | Marelli | 8GMF | MPC5553/5565 | EEPROM 95640 / 95128 | VR/W | OBD | BENCH | JTAG |
| Abarth | car | Grande Punto | 1.4l TJet 16V | Bosch | ME7.9.10 | | | VR/W | OBD | | BOOT |
| Abarth | car | Grande Punto | 1.4l MAir 16V | Marelli | 8GMF | MPC5553/5565 | EEPROM 95640 / 95128 | VR/W | OBD | BENCH | JTAG |
| Abarth | car | | | Bosch | EDC15C7 | C167 29F400BT | EEPROM | R/W K-line | | BENCH | |
| Abarth | car | | | Bosch | ME7.3.1 | C167 29F400BT | EEPROM 95080 | R/W K-line | | BENCH | BOOT |
| Abarth | car | | | Bosch | ME7.3H4 | C167 29F400BT | EEPROM 95080 | R/W K-line | | BENCH | BOOT |
| Abarth | car | | | Bosch | ME7.9.10 | ST10F275 | EEPROM 95080/95160 | R/W K-line | | BENCH | BOOT |
| Abarth | car | | | Bosch | ME7.6.3 | ST10F275 | EEPROM | R/W K-line | | BENCH | BOOT |
| Abarth | car | | | Marelli | 6j | MPC555 | EEPROM | R/W K-line | | BENCH | JTAG |
| Abarth | car | | | Marelli | 6F3 | MPC563/M58BW016xB/S29CL016x | EEPROM 95320 | R/W K-line | | BENCH | JTAG |
| Abarth | car | | | Marelli | 6F3 | MPC563/M58BW016xB/S29CL016x | EEPROM 95320 | R/W CAN | | BENCH | JTAG |
| Abarth | car | | | Marelli | 8F | MPC5565 | EEPROM 95640 | R/W K-line | OBD | BENCH | JTAG |
| Abarth | car | | | Marelli | 8F | MPC5565 | EEPROM 95640 | R/W CAN | OBD | BENCH | JTAG |
| Abarth | car | | | Marelli | 9DF | MPC5644 | EEPROM 95128 | R/VR/W CAN | OBD | BENCH | JTAG |
| Abarth | car | | | Marelli | 59F HW<100 | Motorola 29F200BB | EEPROM 95080 | R/W K-line | | BENCH | BOOT |
| Abarth | car | | | Marelli | 4AF HW>100 | ST10F168 / 269 | EEPROM 95160 | R/W K-line | | BENCH | BOOT |
| Abarth | car | | | Marelli | 59F HW>100 | ST10F168 / 269 | EEPROM 95160 | R/W K-line | | BENCH | BOOT |
| Abarth | car | | | Marelli | 5AF HW>100 | ST10F168 / 269 | EEPROM 95160 | R/W K-line | | BENCH | |
| Abarth | car | | | Marelli | 5NF | 29F200BB | EEPROM 95160 | R/W K-line | | BENCH | |
| Abarth | car | | | Marelli | 5SF.xx HW<299 | ST10F280 | EEPROM internal | R/W K-line | | BENCH | BOOT |
| Abarth | car | | | Marelli | 5SF3 HW>=300 | ST10F280 | EEPROM internal | R/W K-line | | BENCH | BOOT |
| Abarth | car | | | Marelli | 5SF3 HW>=300 | ST10F280 | EEPROM internal | R/W CAN | | BENCH | BOOT |
| Abarth | car | | | Marelli | 5SF4 | ST10F296 | EEPROM internal | R/W K-line | | BENCH | BOOT |
| Abarth | car | | | Marelli | 5SF8 | ST10F296 | EEPROM internal | R/W K-line | | BENCH | BOOT |
| Abarth | car | | | Marelli | 5SF9 | ST10F296 | EEPROM internal | R/W K-line | | BENCH | BOOT |
| Abarth | car | | | Marelli | 5SF9 | ST10F296 | EEPROM internal | R/W CAN | | BENCH | BOOT |
| Abarth | car | | | Marelli | 8GSF | MPC5553/5565 | EEPROM 95640 / 95128 | R/W CAN | | BENCH | JTAG |
| Abarth | car | | | Marelli | 8GMF | MPC5553/5565 | EEPROM 95640 / 95128 | R/W CAN | OBD | BENCH | JTAG |
| Abarth | car | | | Marelli | 8GMW | MPC5553/5565 | EEPROM 95640 / 95128 | R/W CAN | OBD | BENCH | JTAG |
| Abarth | car | | | Marelli | 8GSW | MPC5553/5565 | EEPROM 95640 / 95128 | R/W CAN | | BENCH | JTAG |
| Abarth | car | | | Marelli | 8GMK | MPC5640 | EEPROM 95640 | R/W CAN | OBD | BENCH | JTAG |
| Abarth | car | | | Marelli | 8GML | MPC5640 | EEPROM 95640 | R/W CAN | OBD | BENCH | JTAG |
| Abarth | car | | | Marelli | 9GF.Tx | ST SPC564A | EEPROM 95640 | R/W CAN | | BENCH | JTAG |
| Abarth | car | | | Bosch | ME17.3.0 | TC1724 | EEPROM | R/W | | BENCH | BOOT |
| Acura | TCU | TLX | | ZF | 9HP | | | | | | BOOT |
| Acura | TCU | MDX | | ZF | 9HP | | | | | | BOOT |
| Aebi Schmidt | tractor | | | Bosch | EDC17C49 | TC1797 | EEPROM | R/W | | BENCH | BOOT |
| AFT | tractor | Zenith 2 | Tier 4A | Bosch | EDC7UC31 | | | R/W | OBD | BENCH | JTAG |
| AFT | tractor | | | Bosch | EDC7UC31 | MPC561/562 | EEPROM | R/W | | BENCH | JTAG |
| Agco | tractor | | | Bosch | EDC17CV54 | TC1767 | EEPROM | R/W | | BENCH | BOOT |
| Agrale | tractor | | | Bosch | EDC7UC31 | MPC561/562 | EEPROM | R/W | | BENCH | JTAG |
| Agrifac | tractor | WKM - BIG SIX | Deutz | Bosch | EDC7UC31 | | | R/W | OBD | BENCH | JTAG |
| Alfa Romeo | car | ALL | ALL | Bosch | MED17 | | | R/W | | | BOOT |
| Alfa Romeo | car | 145 | 1.4/1.6/2.0l | Bosch | M1.5.5 | | | VR/W | OBD | | |
| Alfa Romeo | car | 145 | 1.9l JTD | Bosch | EDC15C5 | | | R/W | OBD | | |
| Alfa Romeo | car | 146 | 1.4/1.6/1.8/2.0l | Bosch | M1.5.5 | | | VR/W | OBD | | |
| Alfa Romeo | car | 146 | 1.9l JTD | Bosch | EDC15C5 | | | R/W | OBD | | |
| Alfa Romeo | car | 147 | 1.4/1.6/1.8/2.0l | Bosch | ME7.3.1 | | | R/W | | BENCH | BOOT |
| Alfa Romeo | car | 147 | 3.0/3.2l | Bosch | ME7.3.1 | | | R/W | | BENCH | BOOT |
| Alfa Romeo | car | 147 | 1.9l JTD 16V | Bosch | EDC16C8 | | | R/W | OBD | BENCH | JTAG |
| Alfa Romeo | car | 147 | 1.9l JTD 8V | Bosch | EDC15C7 | | | R/W | OBD | | |
| Alfa Romeo | car | 147 | 1.9l JTD 8/16V | Bosch | EDC16C39 | | | R/W | OBD | BENCH | JTAG |
| Alfa Romeo | car | 156 | 1.6/1.8/2.0l | Bosch | M1.5.5 | | | VR/W | OBD | | |
| Alfa Romeo | car | 156 | 2.0l JTS | Bosch | MED7.1.1 | | | W | OBD | | BOOT |
| Alfa Romeo | car | 156 | 2.5l | Bosch | ME2.1 | | | R/W | OBD | | BOOT |
| Alfa Romeo | car | 156 | 1.4/1.6/1.8/2.0/3.0/3.2 | Bosch | ME7.3.1 | | | R/W | | BENCH | BOOT |

WEBSITE:www.dfb-technology.com

Email:info@dfb-technology.com

Notice: Please send email to us for quotation if you want learn this tool

| | | | | | | | | | | | | |
|------------|-----|-----------|---------------------|---------|---------------|-----------------------------|----------------------|--------|--------|-----|-------|------|
| Alfa Romeo | car | 156 | 1.9/2.4 JTD | Bosch | EDC15C5 | | | R/W | | OBD | | |
| Alfa Romeo | car | 156 | 1.9/2.4 JTD | Bosch | EDC15C7 | | | R/W | | OBD | | |
| Alfa Romeo | car | 156 | 1.9/2.4 JTD | Bosch | EDC16C8 | | | R/W | | OBD | BENCH | JTAG |
| Alfa Romeo | car | 156 | 1.9/2.4 JTD | Bosch | EDC16C39 | | | R/W | | OBD | BENCH | JTAG |
| Alfa Romeo | car | 159 | 1.9/2.4 JTDM 16/20V | Bosch | EDC16C39 | | | R/W | | OBD | BENCH | JTAG |
| Alfa Romeo | car | 159 | 1.75l | Bosch | MED17.31 | | | VR/W | | OBD | | |
| Alfa Romeo | car | 159 | 1.9/2.2l JTS | Bosch | MED7.6.1 | | | W | | OBD | | BOOT |
| Alfa Romeo | car | 159 | 3.2l V6 JTS | Bosch | MED7.6.2 | | | R/W | | OBD | | BOOT |
| Alfa Romeo | car | 166 | 2.0/3.0/3.2l | Bosch | ME7.3.1 | | | W | | | BENCH | BOOT |
| Alfa Romeo | car | 166 | 2.0l | Bosch | M1.5.5 | | | VR/W | | OBD | | |
| Alfa Romeo | car | 166 | 2.0/2.5/3.0l | Bosch | ME2.1 | | | R/W | | OBD | | BOOT |
| Alfa Romeo | car | 166 | 2.4l JTD | Bosch | EDC15C5 | | | R/W | | OBD | | |
| Alfa Romeo | car | 166 | 2.4l JTD | Bosch | EDC15C7 | | | R/W | | OBD | | |
| Alfa Romeo | car | 166 | 2.4l JTD 16V | Bosch | EDC16C8 | | | R/W | | OBD | BENCH | JTAG |
| Alfa Romeo | car | 166 | 2.4l JTD 16V | Bosch | EDC16C39 | | | R/W | | OBD | BENCH | JTAG |
| Alfa Romeo | car | Brera | 1.8l | Bosch | MED17.31 | | | VR/W | | OBD | | |
| Alfa Romeo | car | Brera | 2.4l JTD 16V | Bosch | EDC16C39 | | | R/W | | OBD | BENCH | JTAG |
| Alfa Romeo | car | Brera | 2.0/2.2l JTS | Bosch | MED7.6.1 | | | R/W | | OBD | | BOOT |
| Alfa Romeo | car | Brera | 3.2l V6 JTS | Bosch | MED7.6.2 | | | R/W | | OBD | | BOOT |
| Alfa Romeo | car | Giulia | 2.0l Turbo | Marelli | M10JA | | | R/W | | OBD | | BOOT |
| Alfa Romeo | car | Giulietta | 1.6/2.0l JTD | Bosch | EDC16C39 | | | R/W | | OBD | BENCH | JTAG |
| Alfa Romeo | car | Giulietta | 1.4l Multi Air | Marelli | 8GMF | MPC5553/5565 | EEPROM 95640 / 95128 | R/W | | OBD | BENCH | JTAG |
| Alfa Romeo | car | Giulietta | 1.75l | Bosch | MED17.31 | | | R/W | | OBD | | |
| Alfa Romeo | car | GT | 1.9l JTD 16V | Bosch | EDC16C8 | | | R/W | | OBD | BENCH | JTAG |
| Alfa Romeo | car | GT | 1.9l JTDM 16V | Bosch | EDC16C39 | | | R/W | | OBD | BENCH | JTAG |
| Alfa Romeo | car | GT | 2.0l JTS | Bosch | MED7.1.1 | | | R/W | | OBD | | BOOT |
| Alfa Romeo | car | GT | 1.8/2.0/3.0/3.2l V6 | Bosch | ME7.3 | | | R/W | | | | BOOT |
| Alfa Romeo | car | GTV | 1.8/2.0/3.0l | Bosch | M1.5.5 | | | VR/W | | OBD | | |
| Alfa Romeo | car | GTV | 2.0l JTS | Bosch | MED7.1.1 | | | R/W | | OBD | | BOOT |
| Alfa Romeo | car | GTV | 1.8/2.0/3.0/3.2l V6 | Bosch | ME7.3 | | | R/W | | | | BOOT |
| Alfa Romeo | car | Mito | 1.4l 8V | Marelli | 5SF9 | | | VR/W | | OBD | BENCH | BOOT |
| Alfa Romeo | car | Mito | 1.4l 16V/Tjet 16V | Bosch | ME7.9.10 | | | VR/W | | OBD | | BOOT |
| Alfa Romeo | car | Mito | 1.4l Multi Air | Marelli | 8GMF | MPC5553/5565 | EEPROM 95640 / 95128 | R/W | | OBD | BENCH | JTAG |
| Alfa Romeo | car | Mito | 1.3l MJT | Marelli | 6F3 | | | R/W | | OBD | BENCH | JTAG |
| Alfa Romeo | car | Mito | 1.3l JTD Mjet | Marelli | 8F | | | R/W | | OBD | BENCH | JTAG |
| Alfa Romeo | car | Mito | 1.3l MJT | Marelli | 9DF | | | R/VR/W | CAN | OBD | BENCH | JTAG |
| Alfa Romeo | car | Mito | 1.6 JTD | Bosch | EDC16C39 | | | R/W | | OBD | BENCH | JTAG |
| Alfa Romeo | car | Spider | 1.8/2.0/3.0l | Bosch | ME7.3.1 | | | W | | | BENCH | BOOT |
| Alfa Romeo | car | Spider | 1.8/2.0/3.0l | Bosch | ME1.5.5 | | | VR/W | | OBD | | BOOT |
| Alfa Romeo | car | Spider | 2.0/2.2l | Bosch | MED7.6.1 | | | R/W | | OBD | | BOOT |
| Alfa Romeo | car | Spider | 3.2l V6 JTS | Bosch | MED7.6.2 | | | R/W | | OBD | | BOOT |
| Alfa Romeo | car | Spider | 1.75l | Bosch | MED17.31 | | | VR/W | | OBD | | |
| Alfa Romeo | car | Spider | 2.4l JTD 16V | Bosch | EDC16C39 | | | R/W | | OBD | BENCH | JTAG |
| Alfa Romeo | car | Stelvio | 2.0l Turbo | Marelli | M10JA | | | R/W | | OBD | | BOOT |
| Alfa Romeo | car | | | Bosch | EDC15C7 | C167 29F400BT | EEPROM | R/W | K-line | | BENCH | |
| Alfa Romeo | car | | | Bosch | ME7.3.1 | C167 29F400BT | EEPROM 95080 | R/W | K-line | | BENCH | BOOT |
| Alfa Romeo | car | | | Bosch | ME7.3H4 | C167 29F400BT | EEPROM 95080 | R/W | K-line | | BENCH | BOOT |
| Alfa Romeo | car | | | Bosch | ME7.9.10 | ST10F275 | EEPROM 95080/95160 | R/W | K-line | | BENCH | BOOT |
| Alfa Romeo | car | | | Bosch | ME7.6.3 | ST10F275 | EEPROM | R/W | K-line | | BENCH | BOOT |
| Alfa Romeo | car | | | Marelli | 6j | MPC555 | EEPROM | R/W | K-line | | BENCH | JTAG |
| Alfa Romeo | car | | | Marelli | 6F3 | MPC563/M58BW016xB/S29CL016x | EEPROM 95320 | R/W | K-line | | BENCH | JTAG |
| Alfa Romeo | car | | | Marelli | 6F3 | MPC563/M58BW016xB/S29CL016x | EEPROM 95320 | R/W | CAN | | BENCH | JTAG |
| Alfa Romeo | car | | | Marelli | 8F | MPC5565 | EEPROM 95640 | R/W | K-line | OBD | BENCH | JTAG |
| Alfa Romeo | car | | | Marelli | 8F | MPC5565 | EEPROM 95640 | R/W | CAN | OBD | BENCH | JTAG |
| Alfa Romeo | car | | | Marelli | 9DF | MPC5644 | EEPROM 95128 | R/VR/W | CAN | OBD | BENCH | JTAG |
| Alfa Romeo | car | | | Marelli | 59F HW<100 | Motorola 29F200BB | EEPROM 95080 | R/W | K-line | | BENCH | BOOT |
| Alfa Romeo | car | | | Marelli | 4AF HW>100 | ST10F168 / 269 | EEPROM 95160 | R/W | K-line | | BENCH | BOOT |
| Alfa Romeo | car | | | Marelli | 59F HW>100 | ST10F168 / 269 | EEPROM 95160 | R/W | K-line | | BENCH | BOOT |
| Alfa Romeo | car | | | Marelli | 5AF HW>100 | ST10F168 / 269 | EEPROM 95160 | R/W | K-line | | BENCH | BOOT |
| Alfa Romeo | car | | | Marelli | 5NF | Motorola 29F200BB | EEPROM 95160 | R/W | K-line | | BENCH | |
| Alfa Romeo | car | | | Marelli | 5SF.xx HW<299 | ST10F280 | EEPROM internal | R/W | K-line | OBD | BENCH | BOOT |
| Alfa Romeo | car | | | Marelli | 5SF3 HW>=300 | ST10F280 | EEPROM internal | R/W | K-line | OBD | BENCH | BOOT |

WEBSITE:www.dfb-technology.com

Email:info@dfb-technology.com

Notice: Please send email to us for quotation if you want learn this tool

| | | | | | | | | | | | | |
|------------|----------------------|-----------|-------------|---------|-------------------|---------------|----------------------|--------|--------|-----|-------|------|
| Alfa Romeo | car | | | Marelli | 5SF3 HW>=300 | ST10F280 | EEPROM internal | R/W | CAN | OBD | BENCH | BOOT |
| Alfa Romeo | car | | | Marelli | 5SF4 | ST10F296 | EEPROM internal | R/W | K-line | OBD | BENCH | BOOT |
| Alfa Romeo | car | | | Marelli | 5SF8 | ST10F296 | EEPROM internal | R/W | K-line | OBD | BENCH | BOOT |
| Alfa Romeo | car | | | Marelli | 5SF9 | ST10F296 | EEPROM internal | R/W | K-line | OBD | BENCH | BOOT |
| Alfa Romeo | car | | | Marelli | 5SF8 | ST10F296 | EEPROM internal | R/W | CAN | OBD | BENCH | BOOT |
| Alfa Romeo | car | | | Marelli | 5SF9 | ST10F296 | EEPROM internal | R/W | CAN | OBD | BENCH | BOOT |
| Alfa Romeo | car | | | Marelli | 8GSF | MPC5553/5565 | EEPROM 95640 / 95128 | R/W | CAN | | BENCH | JTAG |
| Alfa Romeo | car | | | Marelli | 8GMF | MPC5553/5565 | EEPROM 95640 / 95128 | R/W | CAN | OBD | BENCH | JTAG |
| Alfa Romeo | car | | | Marelli | 8GMW | MPC5553/5565 | EEPROM 95640 / 95128 | R/W | CAN | OBD | BENCH | JTAG |
| Alfa Romeo | car | | | Marelli | 8GSW | MPC5553/5565 | EEPROM 95640 / 95128 | R/W | CAN | | BENCH | JTAG |
| Alfa Romeo | car | | | Marelli | 8GMK | MPC5640 | EEPROM 95640 | R/W | CAN | OBD | BENCH | JTAG |
| Alfa Romeo | car | | | Marelli | 8GML | MPC5640 | EEPROM 95640 | R/W | CAN | OBD | BENCH | JTAG |
| Alfa Romeo | car | | | Marelli | 9GF.Tx | ST SPC564A | EEPROM 95640 | R/W | CAN | | BENCH | JTAG |
| Alfa Romeo | car | | | Siemens | Simtec 75.3 | C167 29F400BT | EEPROM emulated | R/W | K-line | | BENCH | |
| Alfa Romeo | car | | | Bosch | EDC16C8 | MPC555/556 | EEPROM | R/W | | OBD | BENCH | JTAG |
| Alfa Romeo | car | | | Bosch | EDC16C39 | MPC561/562 | EEPROM | R/W | | OBD | BENCH | JTAG |
| Alfa Romeo | car | | | Bosch | ME17.9.xx | TC1767 | EEPROM | R/W | | | BENCH | BOOT |
| Alfa Romeo | car | | | Bosch | ME17.3.0 | TC1724 | EEPROM | R/W | | | BENCH | BOOT |
| Alfa Romeo | car | | | Bosch | ME17.9.5 | TC1762 | EEPROM | R/W | | | BENCH | BOOT |
| Alfa Romeo | car | | | Bosch | ME17.9.51 | TC1762 | EEPROM | R/W | | | BENCH | BOOT |
| Alfa Romeo | car | | | Bosch | MED17.3.0 HW01/02 | TC1724 | EEPROM | R/W | | | BENCH | BOOT |
| Alfa Romeo | car | | | Bosch | MED17.3.1 | TC1766 | EEPROM | R/W | | | BENCH | BOOT |
| Alfa Romeo | car | | | Bosch | MED17.3.4 | TC1797 | EEPROM | R/W | | | BENCH | BOOT |
| Alfa Romeo | car | | | Bosch | MED17.3.3 | TC1797 | EEPROM | R/W | | | BENCH | BOOT |
| Alfa Romeo | car | | | Bosch | MED17.3.5 | TC1793 | EEPROM | R/W | | | BENCH | BOOT |
| Alfa Romeo | car | | | Bosch | EDC17C49 | TC1797 | EEPROM | R/W | | | BENCH | BOOT |
| Alfa Romeo | car | | | Bosch | EDC17C69 | TC1793 | EEPROM | R/W | | | BENCH | BOOT |
| Alfa Romeo | car | | | Bosch | EDC17C79 | TC1797 | EEPROM | R/W | | | BENCH | BOOT |
| Alfa Romeo | car | | | Bosch | EDC17CP52 | TC1797 | EEPROM | R/W | | | BENCH | BOOT |
| Alfa Romeo | car | | | Bosch | EDC17CP27 | TC1796 | EEPROM | R/W | | | BENCH | BOOT |
| Alfa Romeo | car | | | Bosch | DCU17PC42 | TC1724 | EEPROM | R/W | | | BENCH | |
| Alfa Romeo | car | | | Bosch | EDC17C84 | TC1782 | EEPROM | R/W | | | BENCH | BOOT |
| Alfa Romeo | car | | | Bosch | EDC15 | | EEPROM | R/W | | | | BOOT |
| Alfa Romeo | car | | | Bosch | M2.1 | C167 | 29F200 | R/W | | | | BOOT |
| Alfa Romeo | car | | | Bosch | M1.5.5 | C167 | 29F010 | R/W | | | | BOOT |
| Alfa Romeo | car | | | Marelli | 10JA | SPC5777 | EEPROM | R/W | | OBD | | BOOT |
| Alfa Romeo | car | | | Marelli | 8GMK | Int.Flash | EEPROM | R/W | | OBD | BENCH | JTAG |
| Alfa Romeo | car | | | Marelli | 9DF | Int.Flash | EEPROM | R/VR/W | CAN | OBD | BENCH | JTAG |
| Alfa Romeo | car | | | Marelli | 9GF | Int.Flash | EEPROM | R/W | | | BENCH | JTAG |
| Alfa Romeo | TCU | 147 | Selespeed | Marelli | CFC3xx | | | | | | | BOOT |
| Alfa Romeo | TCU | 156 | Selespeed | Marelli | CFC3xx | | | | | | | BOOT |
| Alfa Romeo | TCU | 159 | Selespeed | Marelli | CFC3xx | | | | | | | BOOT |
| Alfa Romeo | TCU | 159 | Selectronic | Marelli | CFC300 | | | | | | | BOOT |
| Alfa Romeo | TCU | 4C | TCT | Marelli | 8TDx | | | | | | | JTAG |
| Alfa Romeo | TCU | Brera | Selespeed | Marelli | CFC3xx | | | | | | | BOOT |
| Alfa Romeo | TCU | Giulietta | | Marelli | 8TDx | | | | | | | JTAG |
| Alfa Romeo | TCU | GT | Selespeed | Marelli | CFC3xx | | | | | | | BOOT |
| Alfa Romeo | TCU | Mito | | Marelli | 8TDx | | | | | | | JTAG |
| Alfa Romeo | TCU | Mito | Selespeed | Marelli | CFC3xx | | | | | | | BOOT |
| Alfa Romeo | TCU | Spider | Selespeed | Marelli | CFC3xx | | | | | | | BOOT |
| ALL | car / truck / marine | | | Bosch | EDC16 | MPC561/2 | | R/W | | OBD | BENCH | JTAG |
| Alpina | TCU | B3 | | ZF | 8HP | | | | | OBD | | |
| Alpina | TCU | B3S | | ZF | 8HP | | | | | OBD | | |
| Alpina | TCU | B4 | | ZF | 8HP | | | | | OBD | | |
| Alpina | TCU | B4S | | ZF | 8HP | | | | | OBD | | |
| Alpina | TCU | B5 | | ZF | 8HP | | | | | OBD | | |
| Alpina | TCU | D3 | | ZF | 8HP | | | | | OBD | | |
| Alpina | TCU | D3S | | ZF | 8HP | | | | | OBD | | |
| Alpina | TCU | D5 | | ZF | 8HP | | | | | OBD | | |
| Alpina | TCU | D5S | | ZF | 8HP | | | | | OBD | | |
| Alpina | TCU | ZB7 | | ZF | 8HP | | | | | OBD | | |
| Alpina | TCU | XD3 | | ZF | 8HP | | | | | OBD | | |

| | | | | | | | | | | |
|--------------|-----------|-----------|---------------------|---------|-------------|-----------------|-------------------|------|-------|-------|
| Alpina | TCU | ZD4 | | ZF | 8HP | | | | OBD | |
| Aprilia | motorbike | Atlantic | 250/400 | Marelli | Miu1 32 | | | R/W | OBD | |
| Aprilia | motorbike | Atlantic | 500 | Marelli | 15P | | | R/W | OBD | |
| Aprilia | motorbike | Dorsoduro | 750 92HP | Marelli | 5DM | | | R/W | OBD | |
| Aprilia | motorbike | Mana | 850 | Marelli | 5DM | | | R/W | OBD | |
| Aprilia | motorbike | RS4 | 125 | Marelli | Miu M3G | | | R/W | OBD | |
| Aprilia | motorbike | RSV | RSV 1000 Rotax | Siemens | Rotax | | | R/W | OBD | BOOT |
| Aprilia | motorbike | RSV | RSV 1000 | Marelli | 7SM | | | R/W | OBD | |
| Aprilia | motorbike | Scarabeo | 125/200/250/300/500 | Marelli | Miu1 32 | | | R/W | OBD | |
| Aprilia | motorbike | Shiver | 750 | Marelli | 5DM | | | R/W | OBD | |
| Aprilia | motorbike | Sportcity | 250/300 | Marelli | Miu1 32 | | | R/W | OBD | |
| Aprilia | motorbike | SR | SR 50 | Philips | DiTech | | | R/W | OBD | |
| Aprilia | motorbike | | | Marelli | 5DM | ST10F296 | | R/W | | BOOT |
| Aprilia | motorbike | | | Marelli | 5SF.M9 | ST10F280 | | R/W | BENCH | BOOT |
| Aprilia | motorbike | | | Marelli | 7BM | ST10F296 | | R/W | | BOOT |
| Aprilia | motorbike | | | Marelli | 7SM | ST10F296 | | R/W | | BOOT |
| Aprilia | motorbike | | | Marelli | 7SM.D1 | ST10F296 | | R/W | | BOOT |
| Aprilia | motorbike | | | Siemens | ROTAX | C167 | 29F200 / 29F400 | R/W | | BOOT |
| Artec | tractor | | | Bosch | EDC17CV52 | TC1797 | EEPROM | R/W | BENCH | BOOT |
| Aston Martin | car | DB9 | 6.0l V12 | Ford | EECVI | | EEPROM | R/W | OBD | |
| Aston Martin | car | Rapide | 6.0l V12 | Ford | EECVI | | | R/W | OBD | |
| Aston Martin | car | Vantage | 4.2/6.0l V8/V12 | Ford | EECVI | | | R/W | OBD | |
| Aston Martin | car | | | Bosch | MED17.8.31 | TC1797 | EEPROM | R/W | BENCH | BOOT |
| Aston Martin | TCU | Vanquish | | Marelli | CFCxx | | | | | BOOT |
| Astra | truck | HD7 | Cursor 8.0/10.0l | Bosch | MS6.2 | | EEPROM | R/W | OBD | |
| Astra | truck | HD7 | Cursor 8.0/13.0l | Bosch | EDC7UC31 | | | R/W | OBD | BENCH |
| Astra | truck | HD8 | Cursor 8.0/10.0l | Bosch | MS6.2 | | | R/W | OBD | |
| Astra | truck | HD8 | Cursor 8.0/13.0l | Bosch | EDC7UC31 | | | R/W | OBD | BENCH |
| Audi | car | | | Siemens | SIMOS 6.x | MPC5xx | | R/W | | JTAG |
| Audi | car | ALL | ALL | Bosch | EDC/MED17 | | | R/W | | BOOT |
| Audi | car | A1 | 1.4l TDI | Delphi | DCM6.2V | SPC5674 | | VR/W | OBD | |
| Audi | car | A1 | 1.6l 16V TDI | Siemens | PCR2.1 | | | R/W | OBD | BENCH |
| Audi | car | A1 | 2.0l 16V TDI | Bosch | EDC17C46 | | | VR/W | OBD | BENCH |
| Audi | car | A1 | 1.2l TSI | Siemens | SIMOS 10.x | | | R/W | OBD | BOOT |
| Audi | car | A1 | 1.4l TSI | Bosch | MED17.5.25 | | | VR/W | OBD | BENCH |
| Audi | car | A1 | 1.0 TFSI | Bosch | MG1CS011 | TC298 / SPC5777 | AURIX / FREESCALE | R/W | | BENCH |
| Audi | car | A1 | 2.0 TFSI | Bosch | MG1CS001 | SPC5777 | FREESCALE | R/W | | BENCH |
| Audi | car | A2 | 1.4l TDI PD | Bosch | EDC15Pa | | | R/W | OBD | BENCH |
| Audi | car | A2 | 1.4l 16V | Marelli | 4MW | | | R/W | OBD | |
| Audi | car | A3 | 1.2l TSI | Siemens | SIMOS 10.x | | | R/W | OBD | BOOT |
| Audi | car | A3 | 1.6/2.0 FSI | Bosch | MED9.5 | | | R/W | OBD | BENCH |
| Audi | car | A3 | 1.2/1.4l TFSI | Bosch | MED17.5.21 | | | VR/W | OBD | BENCH |
| Audi | car | A3 | 1.2/1.4l TFSI | Bosch | MED17.5.25 | | | VR/W | OBD | BENCH |
| Audi | car | A3 | 1.4l 16V | Marelli | 4MW | | | R/W | OBD | |
| Audi | car | A3 | 1.4l TFSI | Bosch | MED17.5 | | | R/W | OBD | |
| Audi | car | A3 | 1.6l 8V | Siemens | SIMOS 33 | | | R/W | OBD | |
| Audi | car | A3 | 1.6l 8V | Siemens | SIMOS 7.1 | | | R/W | OBD | BOOT |
| Audi | car | A3 | 1.6l 16V TDI | Siemens | PCR2.1 | | | R/W | OBD | BENCH |
| Audi | car | A3 | 1.6l TDI | Delphi | DCM6.2V | SPC5674 | | VR/W | OBD | BOOT |
| Audi | car | A3 | 1.6/2.0l FSI | Bosch | MED 9.5.10 | | | R/W | OBD | |
| Audi | car | A3 | 1.8l Turbo | Bosch | ME7.5.1 | | | R/W | OBD | BOOT |
| Audi | car | A3 | 1.8l Turbo | Bosch | ME7.5.5 | | | R/W | OBD | |
| Audi | car | A3 | 1.8/2.0l TFSI | Bosch | MED17 | | | R/W | OBD | |
| Audi | car | A3 | 1.8l FSI | Siemens | SIMOS 12 | | | VR/W | OBD | BOOT |
| Audi | car | A3 | 1.9l TDI | Bosch | EDC15P | | | R/W | OBD | BENCH |
| Audi | car | A3 | 1.9/2.0l TDI PD | Bosch | EDC16U1 | | | R/W | OBD | BENCH |
| Audi | car | A3 | 1.9/2.0l TDI PD | Bosch | EDC16U34 | | | R/W | OBD | BENCH |
| Audi | car | A3 | 2.0l TDI PD | Bosch | EDC16U31CAN | | | R/W | OBD | BENCH |
| Audi | car | A3 | 2.0l 16V TDI | Siemens | PPD1 | | | R/W | OBD | JTAG |
| Audi | car | A3 | 2.0l 16V TDI | Bosch | EDC17CP14 | | | R/W | OBD | BENCH |
| Audi | car | A3 | 2.0l 16V TDI | Bosch | EDC17C46 | | | VR/W | OBD | BENCH |
| Audi | car | A3 | 1.6/2.0l 16V TDI | Bosch | EDC17C64 | | | VR/W | OBD | BENCH |

| | | | | | | | | | | | |
|------|-----|----|----------------------|---------|-------------|-----------------|-------------------|------|-----|-------|------|
| Audi | car | A3 | 2.0l 16V TDI | Bosch | EDC17C74 | | | VR/W | OBD | BENCH | BOOT |
| Audi | car | A3 | 1.8/2.0l Turbo FSI | Bosch | MED 9.1 | | | R/W | OBD | BENCH | JTAG |
| Audi | car | A3 | 3.2l | Bosch | ME7.1.1 | | | R/W | OBD | | BOOT |
| Audi | car | A3 | 1.0/1.5 TFSI | Bosch | MG1CS011 | TC298 / SPC5777 | AURIX / FREESCALE | R/W | | BENCH | |
| Audi | car | A3 | 2.0 TFSI | Bosch | MG1CS001 | SPC5777 | FREESCALE | R/W | | BENCH | |
| Audi | car | A3 | 1.6 / 2.0 TDI | Bosch | MD1CP004 | TC298 / SPC5777 | AURIX / FREESCALE | R/W | | BENCH | |
| Audi | car | A3 | 2.0 tdi | Bosch | MD1CS004 | TC298 | AURIX | R/W | | BENCH | |
| Audi | car | A3 | 2.0 TFSI | Bosch | MG1CS111 | SPC5777 | FREESCALE | R/W | | BENCH | |
| Audi | car | A3 | 2.5 TFSI | Bosch | MG1CS163 | TC298 | AURIX | R/W | | BENCH | |
| Audi | car | A4 | 1.8l Turbo | Bosch | ME7.5.1 | | | R/W | OBD | | BOOT |
| Audi | car | A4 | 1.8l Turbo | Bosch | ME7.5.5 | | | R/W | OBD | | |
| Audi | car | A4 | 1.8/2.0l TFSI | Bosch | MED17 | | | R/W | OBD | | |
| Audi | car | A4 | 1.8l TFSI | Siemens | SIMOS 12 | | | VR/W | OBD | | BOOT |
| Audi | car | A4 | 2.0l TFSI | Siemens | SIMOS 18 | | | VR/W | OBD | | BOOT |
| Audi | car | A4 | 1.9l TDI | Bosch | EDC15V/P | | | R/W | OBD | | |
| Audi | car | A4 | 1.9/2.0l TDI PD | Bosch | EDC16U31 | | | R/W | OBD | BENCH | JTAG |
| Audi | car | A4 | 1.9/2.0l TDI PD | Bosch | EDC16U34 | | | R/W | OBD | BENCH | JTAG |
| Audi | car | A4 | 2.0l TDI PD | Bosch | EDC16U1 | | | R/W | OBD | BENCH | JTAG |
| Audi | car | A4 | 2.0l 16V TDI | Siemens | PPD1 | | | R/W | OBD | | JTAG |
| Audi | car | A4 | 2.0/2.7/3.0l 16V TDI | Bosch | EDC17CP04 | | | R/W | OBD | BENCH | BOOT |
| Audi | car | A4 | 2.0/2.7/3.0l 16V TDI | Bosch | EDC17CP14 | | | R/W | OBD | BENCH | BOOT |
| Audi | car | A4 | 2.0l 16V TDI | Bosch | EDC17CP20 | | | VR/W | OBD | BENCH | BOOT |
| Audi | car | A4 | 2.0l 16V TDI | Bosch | EDC17C46 | | | VR/W | OBD | BENCH | BOOT |
| Audi | car | A4 | 2.0l 16V TDI | Bosch | EDC17C64 | | | VR/W | OBD | BENCH | BOOT |
| Audi | car | A4 | 2.0l 16V TDI | Bosch | EDC17C74 | | | VR/W | OBD | BENCH | BOOT |
| Audi | car | A4 | 2.4/3.0/3.2l FSI | Siemens | SIMOS 6.2 | | | R/W | OBD | | JTAG |
| Audi | car | A4 | 2.4/3.0/3.2l FSI | Siemens | SIMOS 6.3 | | | R/W | OBD | | JTAG |
| Audi | car | A4 | 2.0/3.2l Turbo FSI | Bosch | MED 9.1 | | | R/W | OBD | BENCH | JTAG |
| Audi | car | A4 | 2.4/2.7/2.8l | Bosch | ME7.1 | | | R/W | OBD | | BOOT |
| Audi | car | A4 | 2.5l TDI V6 | Bosch | EDC15VP/P+ | | | R/W | OBD | | |
| Audi | car | A4 | 3.0l TDI V6 | Bosch | EDC16CP34 | | | R/W | OBD | BENCH | JTAG |
| Audi | car | A4 | 3.0l V6 | Bosch | ME7.1.1 | | | R/W | OBD | | BOOT |
| Audi | car | A4 | 1.5 TFSI | Bosch | MG1CS011 | TC298 / SPC5777 | AURIX / FREESCALE | R/W | | BENCH | |
| Audi | car | A4 | 2.0 TFSI | Bosch | MG1CS001 | SPC5777 | FREESCALE | R/W | | BENCH | |
| Audi | car | A4 | 2.0 / 3.0 TDI | Bosch | MD1CP004 | SPC5777 / TC298 | AURIX / FREESCALE | R/W | | BENCH | |
| Audi | car | A4 | 3.0 TFSI | Bosch | MG1CS002 | SPC5777 / TC298 | AURIX / FREESCALE | R/W | | BENCH | |
| Audi | car | A4 | 2.0 tdi | Bosch | MD1CS004 | TC298 | AURIX | R/W | | BENCH | |
| Audi | car | A4 | 2.0 TFSI | Bosch | MG1CS111 | SPC5777 | FREESCALE | R/W | | BENCH | |
| Audi | car | A5 | 1.8/2.0l TFSI | Bosch | MED17 | | | R/W | OBD | | |
| Audi | car | A5 | 1.8l TFSI | Siemens | SIMOS 12 | | | VR/W | OBD | | BOOT |
| Audi | car | A5 | 2.0l TFSI | Siemens | SIMOS 18 | | | VR/W | OBD | | BOOT |
| Audi | car | A5 | 2.0l 16V TDI | Bosch | EDC17CP20 | | | VR/W | OBD | BENCH | BOOT |
| Audi | car | A5 | 2.0l 16V TDI | Bosch | EDC17C46 | | | VR/W | OBD | BENCH | BOOT |
| Audi | car | A5 | 2.0l 16V TDI | Bosch | EDC17C64 | | | VR/W | OBD | BENCH | BOOT |
| Audi | car | A5 | 2.0l 16V TDI | Bosch | EDC17C74 | | | VR/W | OBD | BENCH | BOOT |
| Audi | car | A5 | 2.9 TFSI | Bosch | MG1CS002 | SPC5777 / TC298 | AURIX / FREESCALE | R/W | | BENCH | |
| Audi | car | A5 | 2.7/3.0l 16V TDI | Bosch | EDC17CP04 | | | R/W | OBD | BENCH | BOOT |
| Audi | car | A5 | 2.7/3.0l 16V TDI | Bosch | EDC17CP14 | | | R/W | OBD | BENCH | BOOT |
| Audi | car | A5 | 3.0l 24V TDI | Bosch | EDC17CP44 | | | VR/W | OBD | BENCH | BOOT |
| Audi | car | A5 | 3.0 TDI | Bosch | MD1CP004 | SPC5777 / TC298 | AURIX / FREESCALE | R/W | | BENCH | |
| Audi | car | A5 | 1.5 TFSI | Bosch | MG1CS011 | TC298 / SPC5777 | AURIX / FREESCALE | R/W | | BENCH | |
| Audi | car | A5 | 2.0 tdi | Bosch | MD1CS004 | TC298 | AURIX | R/W | | BENCH | |
| Audi | car | A5 | 2.0 TFSI | Bosch | MG1CS001 | SPC5777 | FREESCALE | R/W | | BENCH | |
| Audi | car | A5 | 2.0 TFSI | Bosch | MG1CS111 | SPC5777 | FREESCALE | R/W | | BENCH | |
| Audi | car | A6 | 1.8l Turbo | Bosch | ME7.5.1 | | | R/W | OBD | | BOOT |
| Audi | car | A6 | 1.8l Turbo | Bosch | ME7.5.5 | | | R/W | OBD | | |
| Audi | car | A6 | 2.8 FSI | Siemens | SIMOS 8.10 | | | R/W | OBD | | |
| Audi | car | A6 | 1.8l TFSI | Siemens | SIMOS 18 | | | VR/W | OBD | | BOOT |
| Audi | car | A6 | 1.9l TDI | Bosch | EDC15V/P | | | R/W | OBD | | |
| Audi | car | A6 | 2.0l TDI PD | Bosch | EDC16U1 | | | R/W | OBD | BENCH | JTAG |
| Audi | car | A6 | 2.0l TDI PD | Bosch | EDC16U31/34 | | | R/W | OBD | BENCH | JTAG |
| Audi | car | A6 | 2.0l Turbo FSI | Bosch | MED 9.1 | | | R/W | OBD | BENCH | JTAG |

| | | | | | | | | | |
|------|-----|----|---------------------|---------|------------------|-----------------|-------------------|-----------------|------------|
| Audi | car | A6 | 2.4/2.7/2.8l | Bosch | ME7.1 | | R/W | OBD | BOOT |
| Audi | car | A6 | 2.5l TDI V6 | Bosch | EDC15VP/VP+ | | R/W | OBD | |
| Audi | car | A6 | 2.7/3.0l TDI | Bosch | EDC16CP34 | | R/W | OBD | BENCH JTAG |
| Audi | car | A6 | 2.7/3.0l TDI | Bosch | EDC17CP04 | | R/W | OBD | BENCH BOOT |
| Audi | car | A6 | 2.0l 16V TDI | Bosch | EDC17C46 | | VR/W | OBD | BENCH BOOT |
| Audi | car | A6 | 2.0/3.0l 16V TDI | Bosch | EDC17C64 | | VR/W | OBD | BENCH BOOT |
| Audi | car | A6 | 2.0 TDI | Bosch | EDC17CP14 | | VR/W | OBD | BENCH BOOT |
| Audi | car | A6 | 2.0/3.0l 16/24V TDI | Bosch | EDC17CP20 | | VR/W | OBD | BENCH BOOT |
| Audi | car | A6 | 3.0l 24v TDI | Bosch | EDC17CP44 | | VR/W | OBD | BENCH BOOT |
| Audi | car | A6 | 2.4/3.0/3.2l TFSI | Siemens | SIMOS 6.2 | | R/W | OBD | JTAG |
| Audi | car | A6 | 2.4/3.0/3.2l TFSI | Siemens | SIMOS 6.3 | | R/W | OBD | JTAG |
| Audi | car | A6 | 2.5/2.8 V6 | Siemens | Simos 8.60 | TC1796 | R/W | OBD+BOOT UNLOCK | |
| Audi | car | A6 | 3.0/4.2l | Bosch | ME7.1.1 | | R/W | OBD | BOOT |
| Audi | car | A6 | 3.0 TDI | Bosch | MD1CP004 | TC298 / SPC5777 | AURIX / FREESCALE | R/W | BENCH |
| Audi | car | A6 | 3.0 TFSI | Bosch | MG1CS002 | SPC5777 / TC298 | AURIX / FREESCALE | R/W | BENCH |
| Audi | car | A6 | 2.0 TFSI | Bosch | MG1CS001 | SPC5777 | FREESCALE | R/W | BENCH |
| Audi | car | A6 | 2.0 TDI | Bosch | MD1CS004 | TC298 | AURIX | R/W | BENCH |
| Audi | car | A7 | 2.8 V6 | Siemens | Simos 8.60 | TC1796 | R/W | OBD+BOOT UNLOCK | |
| Audi | car | A7 | 3.0l 24v TDI | Bosch | EDC17CP20 | | VR/W | OBD | BENCH BOOT |
| Audi | car | A7 | 3.0l 24v TDI | Bosch | EDC17CP44 | | VR/W | OBD | BENCH BOOT |
| Audi | car | A7 | 3.0 TDI | Bosch | MD1CP004 | TC298 / SPC5777 | AURIX / FREESCALE | R/W | BENCH |
| Audi | car | A7 | 2.0 TFSI | Bosch | MG1CS001 | SPC5777 | FREESCALE | R/W | BENCH |
| Audi | car | A7 | 3.0 TFSI | Bosch | MG1CS002 | SPC5777 / TC298 | AURIX / FREESCALE | R/W | BENCH |
| Audi | car | A8 | 2.5l TDI V6 | Bosch | EDC15VP/VP+ | | R/W | OBD | |
| Audi | car | A8 | 3.0/3.7/4.2l | Bosch | ME7.1.1 | | R/W | OBD | BOOT |
| Audi | car | A8 | 3.2/4.2l FSI | Bosch | MED 9.1 | | R/W | OBD | BENCH JTAG |
| Audi | car | A8 | 3.0l TDI | Bosch | EDC16CP34 | | R/W | OBD | BENCH JTAG |
| Audi | car | A8 | 4.0l TDI | Bosch | EDC16C2/4 DOUBLE | | R/W | OBD | JTAG |
| Audi | car | A8 | 4.2l TDI | Bosch | EDC16CP34 DOUBLE | | R/W | OBD | BENCH JTAG |
| Audi | car | A8 | 3.0l TDI | Bosch | EDC17CP20 | | VR/W | OBD | BENCH BOOT |
| Audi | car | A8 | 3.0/4.2l TDI | Bosch | EDC17CP44 | | VR/W | OBD | BENCH BOOT |
| Audi | car | A8 | 4.0 TDI | Bosch | MD1CP014 | TC298 | AURIX | R/W | BENCH |
| Audi | car | A8 | 3.0 TDI | Bosch | MD1CP004 | SPC5777 / TC298 | AURIX / FREESCALE | R/W | BENCH |
| Audi | car | A8 | 3.0 TFSI | Bosch | MG1CS002 | SPC5777 / TC298 | AURIX / FREESCALE | R/W | BENCH |
| Audi | car | Q2 | 1.4l TFSI | Bosch | MED17.5.25 | | VR/W | OBD | BENCH BOOT |
| Audi | car | Q2 | 1.6l TDI | Delphi | DCM6.2V | SPC5674 | VR/W | OBD | |
| Audi | car | Q2 | 2.0l 16v TDI | Bosch | EDC17C64 | | VR/W | OBD | BENCH BOOT |
| Audi | car | Q2 | 1.5 TFSI | Bosch | MG1CS011 | TC298 / SPC5777 | AURIX / FREESCALE | R/W | BENCH |
| Audi | car | Q2 | 2.0 TFSI | Bosch | MG1CS001 | SPC5777 | FREESCALE | R/W | BENCH |
| Audi | car | Q2 | 1.6 TDI | Bosch | MD1CP004 | TC298 / SPC5777 | AURIX / FREESCALE | R/W | BENCH |
| Audi | car | Q2 | 2.0 TFSI | Bosch | MG1CS111 | SPC5777 | FREESCALE | R/W | BENCH |
| Audi | car | Q3 | 1.4l TFSI | Bosch | MED17.5.25 | | VR/W | OBD | BENCH BOOT |
| Audi | car | Q3 | 2.0l TFSI | Siemens | SIMOS 18 | | VR/W | OBD | BOOT |
| Audi | car | Q3 | 2.0l 16V TDI | Bosch | EDC17C46 | | VR/W | OBD | BENCH BOOT |
| Audi | car | Q3 | 2.0l 16V TDI | Bosch | EDC17C64 | | VR/W | OBD | BENCH BOOT |
| Audi | car | Q3 | 1.5 TFSI | Bosch | MG1CS011 | TC298 / SPC5777 | AURIX / FREESCALE | R/W | BENCH |
| Audi | car | Q3 | 2.0 TFSI | Bosch | MG1CS001 | SPC5777 | FREESCALE | R/W | BENCH |
| Audi | car | Q3 | 2.0 TDI | Bosch | MD1CP004 | TC298 / SPC5777 | AURIX / FREESCALE | R/W | BENCH |
| Audi | car | Q3 | 2.0 TDI | Bosch | MD1CS004 | TC298 | AURIX | R/W | BENCH |
| Audi | car | Q3 | 2.0 TFSI | Bosch | MG1CS111 | SPC5777 | FREESCALE | R/W | BENCH |
| Audi | car | Q3 | 2.5 TFSI | Bosch | MG1CS163 | TC298 | AURIX | R/W | BENCH |
| Audi | car | Q5 | 2.0l TFSI | Bosch | MED17 | | R/W | OBD | |
| Audi | car | Q5 | 2.0l TFSI | Siemens | SIMOS 12 | | VR/W | OBD | BOOT |
| Audi | car | Q5 | 2.0l TFSI | Siemens | SIMOS 18 | | VR/W | OBD | BOOT |
| Audi | car | Q5 | 2.0/3.0l 16V TDI | Bosch | EDC17CP04 | | R/W | OBD | BENCH BOOT |
| Audi | car | Q5 | 2.0/3.0l 16V TDI | Bosch | EDC17CP14 | | R/W | OBD | BENCH BOOT |
| Audi | car | Q5 | 2.0l TDI | Bosch | EDC17CP20 | | VR/W | OBD | BENCH BOOT |
| Audi | car | Q5 | 2.0l 16v TDI | Bosch | EDC17C46 | | VR/W | OBD | BENCH BOOT |
| Audi | car | Q5 | 2.0l 16v TDI | Bosch | EDC17C64 | | VR/W | OBD | BENCH BOOT |
| Audi | car | Q5 | 2.0l TDI PD | Bosch | EDC17C74 | | VR/W | OBD | BENCH BOOT |
| Audi | car | Q5 | 3.0l 24v TDI | Bosch | EDC17CP44 | | VR/W | OBD | BENCH BOOT |
| Audi | car | Q5 | 2.0 / 3.0 TDI | Bosch | MD1CP004 | TC298 / SPC5777 | AURIX / FREESCALE | R/W | BENCH |

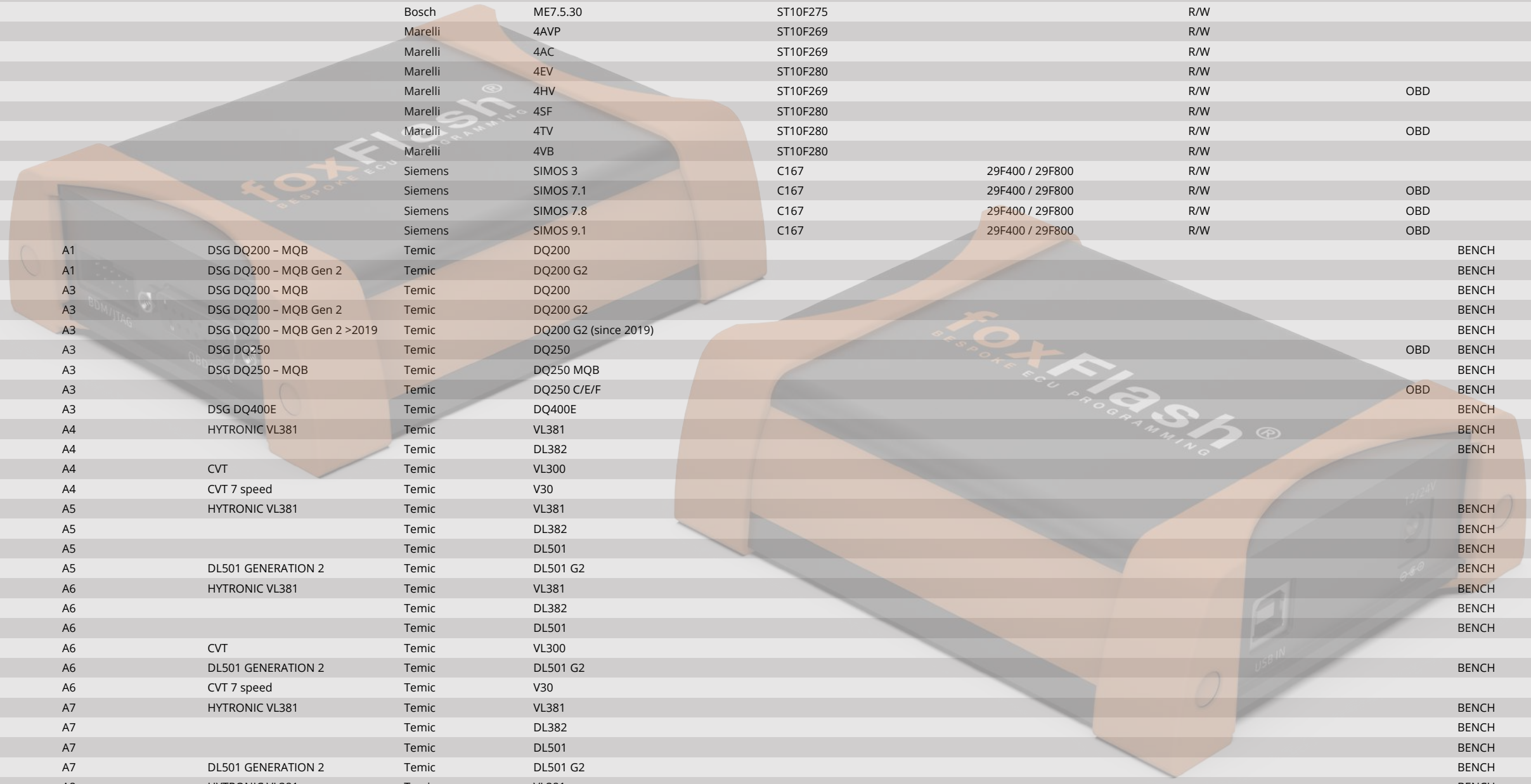
WEBSITE:www.dfb-technology.com

Email:info@dfb-technology.com

Notice: Please send email to us for quotation if you want learn this tool

| | | | | | | | | | | | |
|------|-----|------|--------------------|---------|------------------|-----------------|-------------------|------|-----|-------|------|
| Audi | car | Q7 | 3.0l TDI | Bosch | EDC16CP34 | | | R/W | OBD | BENCH | JTAG |
| Audi | car | Q7 | 3.0l TDI | Bosch | EDC17CP04 | | | R/W | OBD | BENCH | BOOT |
| Audi | car | Q7 | 3.0l TDI | Bosch | EDC17CP14 | | | R/W | OBD | BENCH | BOOT |
| Audi | car | Q7 | 3.0/4.2l TDI | Bosch | EDC17CP44 | | | VR/W | OBD | BENCH | BOOT |
| Audi | car | Q7 | 4.2l TDI | Bosch | EDC16CP34 DOUBLE | | | R/W | OBD | BENCH | JTAG |
| Audi | car | Q7 | 3.6/4.2l FSI | Bosch | MED 9.1 | | | R/W | OBD | BENCH | JTAG |
| Audi | car | Q7 | 3.0 TDI | Bosch | MD1CP004 | SPC5777 / TC298 | AURIX / FREESCALE | R/W | | BENCH | |
| Audi | car | Q7 | 4.0 TDI | Bosch | MD1CP014 | TC298 | AURIX | R/W | | BENCH | |
| Audi | car | Q8 | 3.0 TDI | Bosch | MD1CP004 | SPC5777 / TC298 | AURIX / FREESCALE | R/W | | BENCH | |
| Audi | car | Q8 | 3.0 TFSI | Bosch | MG1CS002 | SPC5777 / TC298 | AURIX / FREESCALE | R/W | | BENCH | |
| Audi | car | R8 | 4.2l V8 | Bosch | MED9.1 DOUBLE | | | R/W | OBD | BENCH | JTAG |
| Audi | car | RS4 | 2.7/4.2l T | Bosch | MG1CS163 | TC298 | AURIX | R/W | | BENCH | |
| Audi | car | RS4 | 2.7/4.2l T | Bosch | ME7.1.1 | | | R/W | OBD | | BOOT |
| Audi | car | RS4 | 4.2l V8 | Bosch | MED9.1 DOUBLE | | | R/W | OBD | BENCH | JTAG |
| Audi | car | RS4 | 3.0 TFSI | Bosch | MG1CS002 | SPC5777 / TC298 | AURIX / FREESCALE | R/W | | BENCH | |
| Audi | car | RS5 | 3.0 TFSI | Bosch | MG1CS002 | SPC5777 / TC298 | AURIX / FREESCALE | R/W | | BENCH | |
| Audi | car | RS6 | 4.2l T quattro | Bosch | ME7.1.1 | | | R/W | OBD | | BOOT |
| Audi | car | RS6 | 5.0l V10 TFSI | Bosch | MED9.1 DOUBLE | | | R/W | OBD | BENCH | JTAG |
| Audi | car | RS6 | 4.0 TFSI | Bosch | MG1CS008 | SPC5777 / TC298 | AURIX / FREESCALE | R/W | | BENCH | |
| Audi | car | RS7 | 4.0 TFSI | Bosch | MG1CS008 | SPC5777 / TC298 | AURIX / FREESCALE | R/W | | BENCH | |
| Audi | car | RSQ8 | 4.0 TFSI | Bosch | MG1CS008 | SPC5777 / TC298 | AURIX / FREESCALE | R/W | | BENCH | |
| Audi | car | S1 | 2.0l TFSI | Siemens | SIMOS 18 | | | VR/W | OBD | | BOOT |
| Audi | car | S3 | 1.8l Turbo | Bosch | ME7.5.1 | | | R/W | OBD | | BOOT |
| Audi | car | S3 | 1.8l Turbo | Bosch | ME7.5.5 | | | R/W | OBD | | BOOT |
| Audi | car | S3 | 2.0l Turbo FSI | Bosch | MED 9.1 | | | R/W | OBD | BENCH | JTAG |
| Audi | car | S3 | 2.0l TFSI | Siemens | SIMOS 12 | | | VR/W | OBD | | BOOT |
| Audi | car | S3 | 2.0l TFSI | Siemens | SIMOS 18 | | | VR/W | OBD | | BOOT |
| Audi | car | S3 | 3.2l | Bosch | ME7.1.1 | | | R/W | OBD | | BOOT |
| Audi | car | S4 | 2.7l T | Bosch | ME7.1 | | | R/W | OBD | | BOOT |
| Audi | car | S4 | 3.0l TFSI | Siemens | SIMOS 6.2 | | | R/W | OBD | | JTAG |
| Audi | car | S4 | 3.0 TFSI | Bosch | MG1CS002 | SPC5777 / TC298 | AURIX / FREESCALE | R/W | | BENCH | |
| Audi | car | S4 | 4.2l | Bosch | ME7.1.1 | | | R/W | OBD | | BOOT |
| Audi | car | S4 | 4.2l V8 | Bosch | MED 9.1 | | | R/W | OBD | BENCH | JTAG |
| Audi | car | S4 | 3.0 TDI | Bosch | MD1CP004 | SPC5777 / TC298 | AURIX / FREESCALE | R/W | | BENCH | |
| Audi | car | S5 | 4.2l V8 | Bosch | MED 9.1 | | | R/W | OBD | BENCH | JTAG |
| Audi | car | S5 | 3.0 TFSI | Bosch | MG1CS002 | SPC5777 / TC298 | AURIX / FREESCALE | R/W | | BENCH | |
| Audi | car | S6 | 2.7 BITURBO | Bosch | ME7.1 | | | R/W | OBD | | BOOT |
| Audi | car | S6 | 2.7/4.2l BITURBO | Bosch | ME7.5.1 | | | R/W | OBD | | BOOT |
| Audi | car | S6 | 2.8 FSI | Siemens | SIMOS 8.10 | | | R/W | OBD | | BOOT |
| Audi | car | S6 | 4.2l | Bosch | ME7.1.1 | | | R/W | OBD | | BOOT |
| Audi | car | S6 | 5.2l V10 FSI | Bosch | MED9.1 DOUBLE | | | R/W | OBD | BENCH | JTAG |
| Audi | car | S6 | 3.0 TDI | Bosch | MD1CP004 | SPC5777 / TC298 | AURIX / FREESCALE | R/W | | BENCH | |
| Audi | car | S7 | 3.0 TDI | Bosch | MD1CP004 | SPC5777 / TC298 | AURIX / FREESCALE | R/W | | BENCH | |
| Audi | car | S8 | 4.2l | Bosch | ME7.1.1 | | | R/W | OBD | | BOOT |
| Audi | car | S8 | 5.2l V10 FSI | Bosch | MED9.1 DOUBLE | | | R/W | OBD | BENCH | JTAG |
| Audi | car | SQ5 | 3.0 TDI | Bosch | MD1CP004 | SPC5777 / TC298 | AURIX / FREESCALE | R/W | | BENCH | |
| Audi | car | SQ5 | 3.0 TFSI | Bosch | MG1CS002 | SPC5777 / TC298 | AURIX / FREESCALE | R/W | | BENCH | |
| Audi | car | SQ7 | 4.0 TDI | Bosch | MD1CP014 | TC298 | AURIX | R/W | | BENCH | |
| Audi | car | SQ8 | 4.0 TDI | Bosch | MD1CP014 | TC298 | AURIX | R/W | | BENCH | |
| Audi | car | TT | 1.8/2.0l Turbo FSI | Bosch | MED 9.1 | | | R/W | OBD | BENCH | JTAG |
| Audi | car | TT | 1.8l Turbo | Bosch | ME7.5.1 | | | R/W | OBD | | BOOT |
| Audi | car | TT | 1.8l Turbo | Bosch | ME7.5.5 | | | R/W | OBD | | BOOT |
| Audi | car | TT | 1.8/2.0l TFSI | Bosch | MED17 | | | R/W | OBD | | BOOT |
| Audi | car | TT | 1.8l TFSI | Siemens | SIMOS 12 | | | VR/W | OBD | | BOOT |
| Audi | car | TT | 2.0l TFSI | Siemens | SIMOS 18 | | | VR/W | OBD | | BOOT |
| Audi | car | TT | 3.2l | Bosch | ME7.1.1 | | | R/W | OBD | | BOOT |
| Audi | car | TT | 2.0l TDI | Bosch | EDC17CP14 | | | R/W | OBD | BENCH | BOOT |
| Audi | car | TT | 2.0l TDI | Bosch | EDC17C46 | | | VR/W | OBD | BENCH | BOOT |
| Audi | car | TT | 2.0l TDI | Bosch | EDC17C74 | | | VR/W | OBD | BENCH | BOOT |
| Audi | car | TT | 2.0 TFSI | Bosch | MG1CS001 | SPC5777 | FREESCALE | R/W | | BENCH | |
| Audi | car | TT | 2.5 TFSI | Bosch | MG1CS163 | TC298 | AURIX | R/W | | BENCH | |
| Audi | car | A3 | 1.9l TDI | Bosch | EDC15V | | | R/W | OBD | BENCH | BOOT |

| | | | | | | | | | | | |
|------|-----|----|-----------------------------|-----------|--------------------------|-----------------|-----|--------|-----|-------|------|
| Audi | car | | Bosch | EDC15P | C167 29F400BT / 29F800BT | EEPROM 24C04 | R/W | K-line | OBD | BENCH | BOOT |
| Audi | car | | Bosch | EDC15V | C167 29F400BT / 29F800BT | EEPROM 24C04 | R/W | K-line | | BENCH | |
| Audi | car | | Bosch | MED7.5.11 | C167 29F800BB | EEPROM 95040 | R/W | K-line | | BENCH | |
| Audi | car | | Bosch | ME7.5 | C167 29F800BB | EEPROM 95040 | R/W | K-line | | BENCH | |
| Audi | car | | Bosch | ME7.5.x | C167 29F400BB / 29F800BB | EEPROM 95040 | R/W | K-line | | BENCH | |
| Audi | car | | Bosch | ME7.5.20 | ST10F275 | EEPROM 95040 | R/W | K-line | | BENCH | |
| Audi | car | | Siemens | Simos 3xx | C167 29F400BB | EEPROM 93C76 | R/W | K-line | | BENCH | BOOT |
| Audi | car | | Bosch | EDC15 | | | R/W | | | | BOOT |
| Audi | car | | Bosch | EDC15P | C167 | 29F400 | R/W | | OBD | BENCH | BOOT |
| Audi | car | | Bosch | ME7.1.1 | C167 | 29F800 | R/W | | | | BOOT |
| Audi | car | | Bosch | ME7.5 | C167 | 29F400 | R/W | | | | BOOT |
| Audi | car | | Bosch | ME7.5.10 | C167 | | R/W | | | | BOOT |
| Audi | car | | Bosch | ME7.5.20 | ST10F275 | | R/W | | | | BOOT |
| Audi | car | | Bosch | ME7.5.30 | ST10F275 | | R/W | | | | BOOT |
| Audi | car | | Marelli | 4AVP | ST10F269 | | R/W | | | | BOOT |
| Audi | car | | Marelli | 4AC | ST10F269 | | R/W | | | | BOOT |
| Audi | car | | Marelli | 4EV | ST10F280 | | R/W | | | | BOOT |
| Audi | car | | Marelli | 4HV | ST10F269 | | R/W | | OBD | | BOOT |
| Audi | car | | Marelli | 4SF | ST10F280 | | R/W | | | | BOOT |
| Audi | car | | Marelli | 4TV | ST10F280 | | R/W | | OBD | | BOOT |
| Audi | car | | Marelli | 4VB | ST10F280 | | R/W | | | | BOOT |
| Audi | car | | Siemens | SIMOS 3 | C167 | 29F400 / 29F800 | R/W | | | | BOOT |
| Audi | car | | Siemens | SIMOS 7.1 | C167 | 29F400 / 29F800 | R/W | | OBD | | BOOT |
| Audi | car | | Siemens | SIMOS 7.8 | C167 | 29F400 / 29F800 | R/W | | OBD | | BOOT |
| Audi | car | | Siemens | SIMOS 9.1 | C167 | 29F400 / 29F800 | R/W | | OBD | | BOOT |
| Audi | TCU | A1 | DSG DQ200 – MQB | Temic | DQ200 | | | | | BENCH | |
| Audi | TCU | A1 | DSG DQ200 – MQB Gen 2 | Temic | DQ200 G2 | | | | | BENCH | |
| Audi | TCU | A3 | DSG DQ200 – MQB | Temic | DQ200 | | | | | BENCH | |
| Audi | TCU | A3 | DSG DQ200 – MQB Gen 2 | Temic | DQ200 G2 | | | | | BENCH | |
| Audi | TCU | A3 | DSG DQ200 – MQB Gen 2 >2019 | Temic | DQ200 G2 (since 2019) | | | | | BENCH | |
| Audi | TCU | A3 | DSG DQ250 | Temic | DQ250 | | | | OBD | BENCH | |
| Audi | TCU | A3 | DSG DQ250 – MQB | Temic | DQ250 MQB | | | | | BENCH | |
| Audi | TCU | A3 | | Temic | DQ250 C/E/F | | | | OBD | BENCH | |
| Audi | TCU | A3 | DSG DQ400E | Temic | DQ400E | | | | | BENCH | |
| Audi | TCU | A4 | HYTRONIC VL381 | Temic | VL381 | | | | | BENCH | |
| Audi | TCU | A4 | | Temic | DL382 | | | | | BENCH | |
| Audi | TCU | A4 | CVT | Temic | VL300 | | | | | | BOOT |
| Audi | TCU | A4 | CVT 7 speed | Temic | V30 | | | | | | BOOT |
| Audi | TCU | A5 | HYTRONIC VL381 | Temic | VL381 | | | | | BENCH | |
| Audi | TCU | A5 | | Temic | DL382 | | | | | BENCH | |
| Audi | TCU | A5 | | Temic | DL501 | | | | | BENCH | |
| Audi | TCU | A5 | DL501 GENERATION 2 | Temic | DL501 G2 | | | | | BENCH | |
| Audi | TCU | A6 | HYTRONIC VL381 | Temic | VL381 | | | | | BENCH | |
| Audi | TCU | A6 | | Temic | DL382 | | | | | BENCH | |
| Audi | TCU | A6 | | Temic | DL501 | | | | | BENCH | |
| Audi | TCU | A6 | CVT | Temic | VL300 | | | | | | BOOT |
| Audi | TCU | A6 | DL501 GENERATION 2 | Temic | DL501 G2 | | | | | BENCH | |
| Audi | TCU | A6 | CVT 7 speed | Temic | V30 | | | | | | BOOT |
| Audi | TCU | A7 | HYTRONIC VL381 | Temic | VL381 | | | | | BENCH | |
| Audi | TCU | A7 | | Temic | DL382 | | | | | BENCH | |
| Audi | TCU | A7 | | Temic | DL501 | | | | | BENCH | |
| Audi | TCU | A7 | DL501 GENERATION 2 | Temic | DL501 G2 | | | | | BENCH | |
| Audi | TCU | A8 | HYTRONIC VL381 | Temic | VL381 | | | | | BENCH | |
| Audi | TCU | A6 | CVT | Temic | VL300 | | | | | | BOOT |
| Audi | TCU | Q2 | DSG DQ200 – MQB Gen 2 | Temic | DQ200 G2 | | | | | BENCH | |
| Audi | TCU | Q2 | DSG DQ200 – MQB Gen 2 >2019 | Temic | DQ200 G2 (since 2019) | | | | | BENCH | |
| Audi | TCU | Q2 | DSG DQ250 | Temic | DQ250 | | | | | BENCH | |
| Audi | TCU | Q2 | DSG DQ250 – MQB | Temic | DQ250 MQB | | | | | BENCH | |
| Audi | TCU | Q3 | DSG DQ250 | Temic | DQ250 | | | | | BENCH | |
| Audi | TCU | Q3 | DSG DQ250 – MQB | Temic | DQ250 MQB | | | | | BENCH | |
| Audi | TCU | Q5 | DL382 | Temic | DL382 | | | | | BENCH | |
| Audi | TCU | Q5 | DL501 | Temic | DL501 | | | | | BENCH | |



| | | | | | | | | | | | |
|------|-----|----|--------------------|---------|-------------|------------|--------|-----|-----|-------|------|
| Audi | TCU | Q5 | DL501 GENERATION 2 | Temic | DL501 G2 | | | | | BENCH | |
| Audi | TCU | Q7 | DL382 | Temic | DL382 | | | | | BENCH | |
| Audi | TCU | S3 | DSG DQ200 - MQB | Temic | DQ200 | | | | | BENCH | |
| Audi | TCU | S3 | DSG DQ250 | Temic | DQ250 | | | OBD | | BENCH | |
| Audi | TCU | S3 | DSG DQ250 - MQB | Temic | DQ250 MQB | | | | | BENCH | |
| Audi | TCU | A3 | | Temic | DQ250 C/E/F | | | OBD | | BENCH | |
| Audi | TCU | S4 | DL501 | Temic | DL501 | | | | | BENCH | |
| Audi | TCU | S5 | DL501 | Temic | DL501 | | | | | BENCH | |
| Audi | TCU | S5 | DL501 GENERATION 2 | Temic | DL501 G2 | | | | | BENCH | |
| Audi | TCU | S6 | HYTRONIC VL381 | Temic | VL381 | | | | | BENCH | |
| Audi | TCU | S6 | DL382 | Temic | DL382 | | | | | BENCH | |
| Audi | TCU | S7 | | Temic | DL501 | | | | | BENCH | |
| Audi | TCU | S7 | | Temic | DL501 G2 | | | | | BENCH | |
| Audi | TCU | TT | DSG DQ200 - MQB | Temic | DQ200 | | | | | BENCH | |
| Audi | TCU | TT | DSG DQ250 | Temic | DQ250 | | | | | BENCH | |
| Audi | TCU | TT | DSG DQ250 - MQB | Temic | DQ250 MQB | | | | | BENCH | |
| Audi | car | | | Bosch | EDC16CP34 | MPC563/564 | EEPROM | R/W | OBD | BENCH | JTAG |
| Audi | car | | | Bosch | EDC16U1 | MPC555/556 | EEPROM | R/W | OBD | BENCH | JTAG |
| Audi | car | | | Bosch | EDC16U31 | MPC563/564 | EEPROM | R/W | | BENCH | JTAG |
| Audi | car | | | Bosch | EDC16U34 | MPC561/562 | EEPROM | R/W | OBD | BENCH | JTAG |
| Audi | car | | | Bosch | MED9.1 | MPC561/562 | EEPROM | R/W | OBD | BENCH | JTAG |
| Audi | car | | | Bosch | MED9.1 | MPC563/564 | EEPROM | R/W | OBD | BENCH | JTAG |
| Audi | car | | | Bosch | MED9.1.2 | MPC563/564 | EEPROM | R/W | OBD | BENCH | JTAG |
| Audi | car | | | Bosch | MED9.5.10 | MPC561/562 | EEPROM | R/W | OBD | BENCH | JTAG |
| Audi | car | | | Bosch | EDC17CP14 | TC1796 | EEPROM | R/W | OBD | BENCH | BOOT |
| Audi | car | | | Bosch | EDC17CP14 | TC1796 | EEPROM | R/W | OBD | BENCH | BOOT |
| Audi | car | | | Bosch | EDC17CP20 | TC1796 | EEPROM | R/W | OBD | BENCH | BOOT |
| Audi | car | | | Bosch | EDC17CP20 | TC1796 | EEPROM | R/W | OBD | BENCH | BOOT |
| Audi | car | | | Bosch | EDC17CP04 | TC1796 | EEPROM | R/W | OBD | BENCH | BOOT |
| Audi | car | | | Bosch | EDC17C46 | TC1767 | EEPROM | R/W | OBD | BENCH | BOOT |
| Audi | car | | | Bosch | EDC17C54 | TC1797 | EEPROM | R/W | | BENCH | BOOT |
| Audi | car | | | Bosch | EDC17C64 | TC1797 | EEPROM | R/W | OBD | BENCH | BOOT |
| Audi | car | | | Bosch | EDC17C74 | TC1793 | EEPROM | R/W | OBD | BENCH | BOOT |
| Audi | car | | | Bosch | EDC17CP24 | TC1796 | EEPROM | R/W | | BENCH | BOOT |
| Audi | car | | | Bosch | EDC17CP44 | TC1797 | EEPROM | R/W | OBD | BENCH | BOOT |
| Audi | car | | | Bosch | EDC17CP54 | TC1793 | EEPROM | R/W | | BENCH | BOOT |
| Audi | car | | | Bosch | EDC17CP74 | TC1793 | EEPROM | R/W | | BENCH | BOOT |
| Audi | car | | | Bosch | EDC17U01 | TC1766 | EEPROM | R/W | | BENCH | BOOT |
| Audi | car | | | Bosch | EDC17U05 | TC1796 | EEPROM | R/W | | BENCH | BOOT |
| Audi | car | | | Bosch | MED17.1 | TC1796 | EEPROM | R/W | | BENCH | BOOT |
| Audi | car | | | Bosch | MED17.1.0 | TC1793 | EEPROM | R/W | | BENCH | BOOT |
| Audi | car | | | Bosch | MED17.1.1 | TC1796 | EEPROM | R/W | | BENCH | BOOT |
| Audi | car | | | Bosch | MED17.1.6 | TC1797 | EEPROM | R/W | | BENCH | BOOT |
| Audi | car | | | Bosch | MED17.1.21 | TC1793 | EEPROM | R/W | | BENCH | BOOT |
| Audi | car | | | Bosch | MED17.1.27 | TC1793 | EEPROM | R/W | | BENCH | BOOT |
| Audi | car | | | Bosch | MED17.1.61 | TC1793 | EEPROM | R/W | | BENCH | BOOT |
| Audi | car | | | Bosch | MED17.1.62 | TC1793 | EEPROM | R/W | | BENCH | BOOT |
| Audi | car | | | Bosch | MED17.5 | TC1766 | EEPROM | R/W | | BENCH | BOOT |
| Audi | car | | | Bosch | MED17.5.1 | TC1767 | EEPROM | R/W | | BENCH | BOOT |
| Audi | car | | | Bosch | MED17.5.2 | TC1796 | EEPROM | R/W | OBD | BENCH | BOOT |
| Audi | car | | | Bosch | MED17.5.5 | TC1766 | EEPROM | R/W | | BENCH | BOOT |
| Audi | car | | | Bosch | MED17.5.5 | TC1767 | EEPROM | R/W | | BENCH | BOOT |
| Audi | car | | | Bosch | MED17.5.20 | TC1766 | EEPROM | R/W | OBD | BENCH | BOOT |
| Audi | car | | | Bosch | MED17.5.21 | TC1782 | EEPROM | R/W | OBD | BENCH | BOOT |
| Audi | car | | | Bosch | MED17.5.25 | TC1782 | EEPROM | R/W | OBD | BENCH | BOOT |
| Audi | car | | | Bosch | ME17.5 | TC1767 | EEPROM | R/W | OBD | | BOOT |
| Audi | car | | | Bosch | ME17.5.6 | TC1767 | EEPROM | R/W | | BENCH | BOOT |
| Audi | car | | | Bosch | ME17.5.20 | TC1767 | EEPROM | R/W | | BENCH | BOOT |
| Audi | car | | | Bosch | ME17.5.24 | TC1724 | EEPROM | R/W | | BENCH | BOOT |
| Audi | car | | | Bosch | ME17.5.26 | TC1724 | EEPROM | R/W | | BENCH | BOOT |
| Audi | car | | | Siemens | SDI 3 | TC1796 | EEPROM | R/W | | | BOOT |
| Audi | car | | | Siemens | PCR2.1 | TC1796 | EEPROM | R/W | OBD | BENCH | BOOT |

WEBSITE:www.dfb-technology.com

Email:info@dfb-technology.com

Notice: Please send email to us for quotation if you want learn this tool

| | | | | | | | | | | |
|------------|-----------|----------------|----------------|---------|-------------|-----------------|-------------------|--------|-----------------|------|
| Audi | car | | | Siemens | Simos 8.10 | TC1796 | EEPROM | R/W | | BOOT |
| Audi | car | | | Siemens | Simos 8.20 | TC1796 | EEPROM | R/W | | BOOT |
| Audi | car | | | Siemens | Simos 8.60 | TC1796 | EEPROM | R/W | OBD+BOOT UNLOCK | |
| Audi | car | | | Siemens | Simos 10.11 | TC1766 | EEPROM | R/W | | BOOT |
| Audi | car | | | Siemens | SIMOS 12 | TC1797 | EEPROM | R/W | OBD | BOOT |
| Audi | car | | | Siemens | SIMOS 18 | TC1791 | EEPROM | R/W | OBD | BOOT |
| Axial-Flow | tractor | 6140 | Tier 4B | Bosch | EDC17CV41 | | EEPROM | R/W | OBD BENCH | BOOT |
| Axial-Flow | tractor | 7240 | Tier 4B | Bosch | EDC17CV41 | | | R/W | OBD BENCH | BOOT |
| Axial-Flow | tractor | 8240 | Tier 4B | Bosch | EDC17CV41 | | | R/W | OBD BENCH | BOOT |
| Axial-Flow | tractor | 5140 | Stage 5 | Bosch | MD1CE101 | | | R/VR/W | OBD BENCH | |
| Axial-Flow | tractor | 7240 | Stage 5 | Bosch | MD1CE101 | | | R/VR/W | OBD BENCH | |
| Axial-Flow | tractor | 8240 | Stage 5 | Bosch | MD1CE101 | | | R/VR/W | OBD BENCH | |
| Baic | car | | | Bosch | ME17.8.8 | TC1728 | EEPROM | R/W | | BOOT |
| Baic | car | | | Bosch | ME7.8.8 | ST10F275 | | R/W | | BOOT |
| Baic | car | | | Marelli | 9GC | Int.Flash | EEPROM | R/W | | BOOT |
| Belarus | car | | | Bosch | EDC17CV54 | TC1767 | EEPROM | R/W | BENCH | BOOT |
| Benelli | motorbike | Adiva | 250 | Marelli | Miu1 32 | | | R/W | OBD | BOOT |
| Bentley | car | Bentayga | 3.0 TFSI | Bosch | MG1CS002 | SPC5777 / TC298 | AURIX / FREESCALE | R/W | BENCH | |
| Bentley | car | Bentayga | 4.0 TDI | Bosch | MD1CP014 | TC298 | AURIX | R/W | BENCH | |
| Bentley | car | Bentayga | 4.0 v8 | Bosch | MG1CS008 | SPC5777 / TC298 | AURIX / FREESCALE | R/W | BENCH | |
| Bentley | car | Bentayga | 6.0 w12 | Bosch | MG1CS163 | TC298 | AURIX | R/W | BENCH | |
| Bentley | car | Continental GT | 6.0 w12 | Bosch | MG1CS163 | TC298 | AURIX | R/W | BENCH | |
| Bentley | car | Continental GT | 4.0 v8 | Bosch | MG1CS008 | SPC5777 / TC298 | AURIX / FREESCALE | R/W | BENCH | |
| Bentley | | | | Bosch | ME7.1.1 | C167 | 29F400 | R/W | | BOOT |
| BMW | car | ALL | ALL | Bosch | MED17 | | | R/W | BENCH | BOOT |
| BMW | car | ALL | ALL | Bosch | EDC17 | | | R/W | BENCH | BOOT |
| BMW | car | M1 (F20) | 3.0 320cv | Bosch | MEVD17.2.G | | | VR/W | OBD BENCH | |
| BMW | car | M1 (F21) | 3.0 320cv | Bosch | MEVD17.2.G | | | VR/W | OBD BENCH | |
| BMW | car | M2 (F87) | 3.0 370/411cv | Bosch | MEVD17.2.G | | | VR/W | OBD BENCH | |
| BMW | car | M3 (E36) | 3.2l | Siemens | MSS50 | | | R/W | OBD | |
| BMW | car | M3 (E46) | 3.2l | Siemens | MSS52 | | | R/W | OBD | JTAG |
| BMW | car | M3 (E46) | 3.2l | Siemens | MSS54 | | | R/W | OBD | JTAG |
| BMW | car | M3 (E92) | 4.0l V8 | Siemens | MSS60 | | | R/W | OBD | JTAG |
| BMW | car | M3 (E93) | 4.0l V8 | Siemens | MSS60 | | | R/W | OBD | JTAG |
| BMW | car | M3 CSL (E46) | 3.2l | Siemens | MSS54 | | | R/W | OBD | JTAG |
| BMW | car | M3 (F80) | 3.0l 431/450cv | Bosch | MEVD17.2.G | | | VR/W | OBD BENCH | |
| BMW | car | M3 (G20) | 3.0T | Bosch | MG1CS024 | TC298 | AURIX | R/W | OBD BENCH | |
| BMW | car | M4 (F82) | 3.0l 431/450cv | Bosch | MEVD17.2.G | | | VR/W | OBD BENCH | |
| BMW | car | M4 (F83) | 3.0l 431/450cv | Bosch | MEVD17.2.G | | | VR/W | OBD BENCH | |
| BMW | car | M5 | 5.0l | Siemens | MSS52 | | | R/W | OBD | JTAG |
| BMW | car | M5 (F90) | 4.4 (M-sport) | Bosch | MG1CS201 | TC298 | AURIX | R/W | BENCH | |
| BMW | car | M5 | 5.0l V10 | Siemens | MSS65 | | | R/W | OBD | JTAG |
| BMW | car | M6 | 5.0l V10 | Siemens | MSS65 | | | R/W | OBD | JTAG |
| BMW | car | M8 (G14) | 4.4 (M-sport) | Bosch | MG1CS201 | TC298 | AURIX | R/W | BENCH | |
| BMW | car | M8 (G15) | 4.4 (M-sport) | Bosch | MG1CS201 | TC298 | AURIX | R/W | BENCH | |
| BMW | car | i8 | 1.5 362cv | Bosch | MEVD17.2.3 | | | VR/W | OBD BENCH | |
| BMW | car | Serie 1 (E81) | 3.0l | Siemens | MSV70 | | | R/W | OBD | JTAG |
| BMW | car | Serie 1 (E81) | 3.0l | Siemens | MSS70 | | | R/W | OBD | JTAG |
| BMW | car | Serie 1 (E81) | 2.0l D | Bosch | EDC17CP02 | | | R/W | OBD BENCH | BOOT |
| BMW | car | Serie 1 (E81) | 2.0l D | Bosch | EDC17C06 | | | R/W | OBD BENCH | BOOT |
| BMW | car | Serie 1 (E82) | 3.0l | Siemens | MSV70 | | | R/W | OBD | JTAG |
| BMW | car | Serie 1 (E82) | 3.0l | Siemens | MSS70 | | | R/W | OBD | JTAG |
| BMW | car | Serie 1 (E82) | 2.0l D | Bosch | EDC17CP02 | | | R/W | OBD BENCH | BOOT |
| BMW | car | Serie 1 (E82) | 2.0l D | Bosch | EDC17C06 | | | R/W | OBD BENCH | BOOT |
| BMW | car | Serie 1 (E87) | 2.0l D | Bosch | EDC16C35 | | | R/W | OBD BENCH | JTAG |
| BMW | car | Serie 1 (E87) | 2.0l D | Bosch | EDC16CP35 | | | R/W | OBD BENCH | JTAG |
| BMW | car | Serie 1 (E87) | 2.0l D | Bosch | EDC17CP02 | | | R/W | OBD BENCH | BOOT |
| BMW | car | Serie 1 (E87) | 2.0l D | Bosch | EDC17C06 | | | R/W | OBD BENCH | BOOT |
| BMW | car | Serie 1 (E87) | 2.0l 16V | Bosch | MEV946 | | | R/W | OBD | BOOT |
| BMW | car | Serie 1 (E88) | 2.0l D | Bosch | EDC17CP02 | | | R/W | OBD BENCH | BOOT |
| BMW | car | Serie 1 (E88) | 2.0l D | Bosch | EDC17C06 | | | R/W | OBD BENCH | BOOT |
| BMW | car | Serie 1 (E88) | 3.0l | Siemens | MSD80 | | | R/W | OBD | BOOT |

WEBSITE:www.dfb-technology.com

Email:info@dfb-technology.com

Notice: Please send email to us for quotation if you want learn this tool

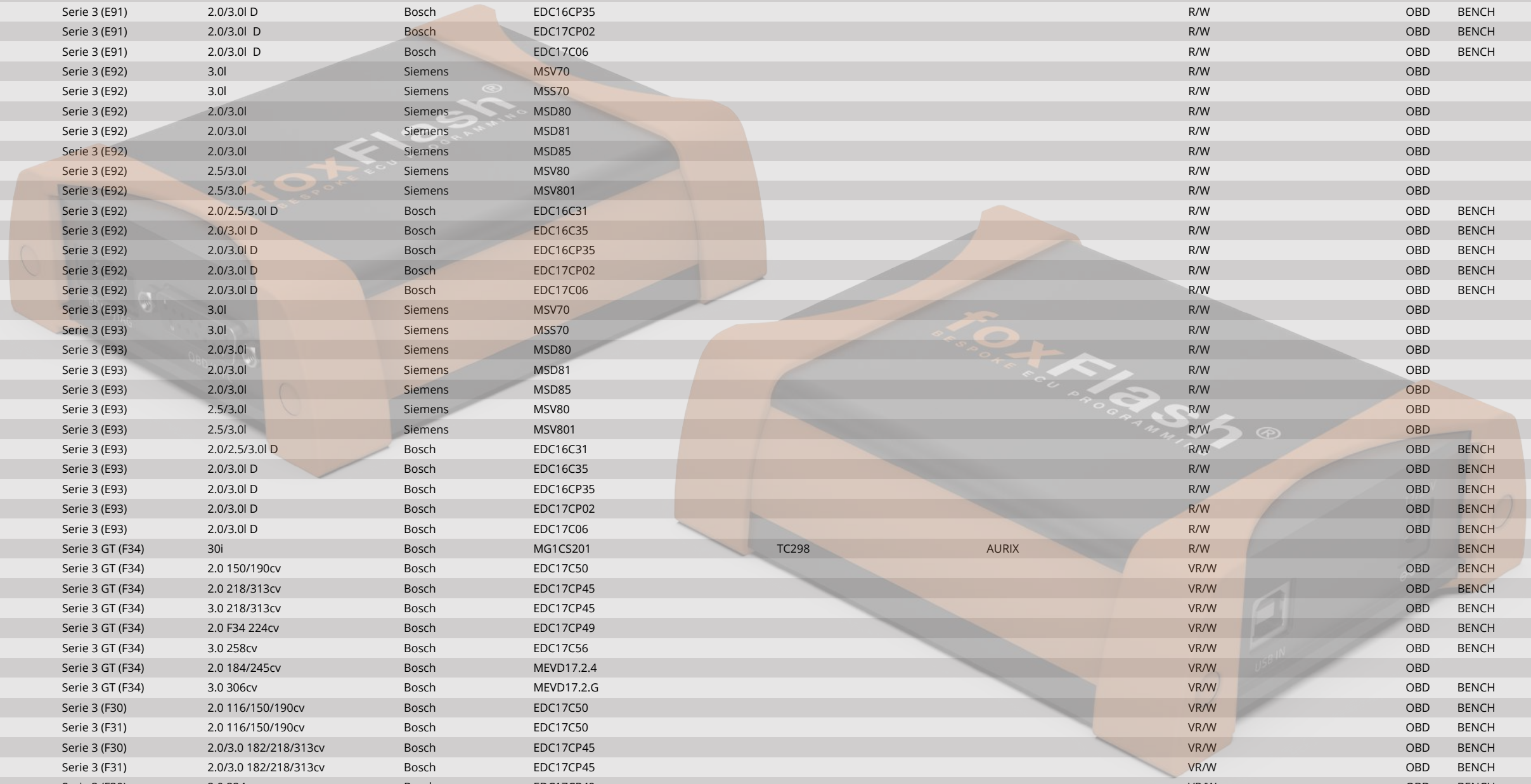
| | | | | | | | | | | |
|-----|-----|---------------|--------------------------|---------|------------|-----------------|-------------------|-----|-------|-------|
| BMW | car | Serie 1 (E88) | 3.0l | Siemens | MSD81 | | R/W | OBD | | BOOT |
| BMW | car | Serie 1 (E88) | 3.0l | Siemens | MSD85 | | R/W | OBD | | BOOT |
| BMW | car | Serie 1 (F20) | 1.5 / 2.0 116/150/184cv | Bosch | EDC17C50 | | VR/W | OBD | BENCH | BOOT |
| BMW | car | Serie 1 (F20) | 2.0 218cv | Bosch | EDC17CP45 | | VR/W | OBD | BENCH | BOOT |
| BMW | car | Serie 1 (F20) | 2.0 218cv | Bosch | EDC17CP45 | | VR/W | OBD | BENCH | BOOT |
| BMW | car | Serie 1 (F20) | 2.0 224cv | Bosch | EDC17CP49 | | VR/W | OBD | BENCH | BOOT |
| BMW | car | Serie 1 (F20) | 1.5 109/136cv | Bosch | MEVD17.2.3 | | VR/W | OBD | BENCH | |
| BMW | car | Serie 1 (F20) | 2.0 218cv | Bosch | MEVD17.2.4 | | VR/W | OBD | | |
| BMW | car | Serie 1 (F20) | 1.6 102/177cv | Bosch | MEVD17.2.5 | | VR/W | OBD | | |
| BMW | car | Serie 1 (F20) | 2.0 218cv | Bosch | MEVD17.2.9 | | VR/W | OBD | BENCH | |
| BMW | car | Serie 1 (F21) | 1.5 / 2.0 116/150/184cv | Bosch | EDC17C50 | | VR/W | OBD | BENCH | BOOT |
| BMW | car | Serie 1 (F21) | 2.0 218cv | Bosch | EDC17CP45 | | VR/W | OBD | BENCH | BOOT |
| BMW | car | Serie 1 (F21) | 2.0 224cv | Bosch | EDC17CP49 | | VR/W | OBD | BENCH | BOOT |
| BMW | car | Serie 1 (F21) | 2.0 150cv | Bosch | EDC17C41 | | VR/W | OBD | BENCH | BOOT |
| BMW | car | Serie 1 (F21) | 1.5 109/136cv | Bosch | MEVD17.2.3 | | VR/W | OBD | BENCH | |
| BMW | car | Serie 1 (F21) | 2.0 184/244cv | Bosch | MEVD17.2.3 | | VR/W | OBD | BENCH | |
| BMW | car | Serie 1 (F21) | 2.0 218cv | Bosch | MEVD17.2.4 | | VR/W | OBD | | |
| BMW | car | Serie 1 (F21) | 1.6 102/177cv | Bosch | MEVD17.2.5 | | VR/W | OBD | | |
| BMW | car | Serie 1 (F21) | 2.0 218cv | Bosch | MEVD17.2.9 | | VR/W | OBD | BENCH | |
| BMW | car | Serie 1 (F20) | 40i | Bosch | MG1CS201 | TC298 | AURIX | R/W | | BENCH |
| BMW | car | Serie 1 (F20) | 18d | Bosch | MD1CS001 | TC298 / SPC5777 | AURIX / FREESCALE | R/W | | BENCH |
| BMW | car | Serie 1 (F40) | 18i 1.5T EU6d 140 | Bosch | MG1CS201 | TC298 | AURIX | R/W | | BENCH |
| BMW | car | Serie 1 (F20) | 20i | Bosch | MG1CS003 | SPC5777 | FREESCALE | R/W | | BENCH |
| BMW | car | Serie 1 (F20) | 25d | Bosch | MD1CP002 | SPC5777 | FREESCALE | R/W | | BENCH |
| BMW | car | Serie 1 (F40) | 35i | Bosch | MG1CS024 | TC298 | AURIX | R/W | | BENCH |
| BMW | car | Serie 1 (F40) | 18d | Bosch | MD1CS001 | TC298 / SPC5777 | AURIX / FREESCALE | R/W | | BENCH |
| BMW | car | Serie 2 (F45) | 18i 1.5T EU6d 140 | Bosch | MG1CS201 | TC298 | AURIX | R/W | | BENCH |
| BMW | car | Serie 2 (F22) | 1.5/2.0 116/150/190cv | Bosch | EDC17C50 | | VR/W | OBD | BENCH | BOOT |
| BMW | car | Serie 2 (F22) | 2.0 218cv | Bosch | EDC17CP45 | | VR/W | OBD | BENCH | BOOT |
| BMW | car | Serie 2 (F22) | 2.0 224cv | Bosch | EDC17CP49 | | VR/W | OBD | BENCH | BOOT |
| BMW | car | Serie 2 (F22) | 1.5 102/136/224cv | Bosch | MEVD17.2.3 | | VR/W | OBD | BENCH | |
| BMW | car | Serie 2 (F22) | 2.0 192/231cv | Bosch | MEVD17.2.3 | | VR/W | OBD | BENCH | |
| BMW | car | Serie 2 (F22) | 3.0 326cv | Bosch | MEVD17.2.9 | | VR/W | OBD | BENCH | |
| BMW | car | Serie 2 (F22) | 3.0 326cv | Bosch | MEVD17.2.G | | VR/W | OBD | BENCH | |
| BMW | car | Serie 2 (F22) | 30i | Bosch | MG1CS201 | TC298 | AURIX | R/W | | BENCH |
| BMW | car | Serie 2 (F23) | 1.5/2.0 116/150/190cv | Bosch | EDC17C50 | | VR/W | OBD | BENCH | BOOT |
| BMW | car | Serie 2 (F23) | 2.0 218cv | Bosch | EDC17CP45 | | VR/W | OBD | BENCH | BOOT |
| BMW | car | Serie 2 (F23) | 2.0 224cv | Bosch | EDC17CP49 | | VR/W | OBD | BENCH | BOOT |
| BMW | car | Serie 2 (F23) | 1.5 102/136/224cv | Bosch | MEVD17.2.3 | | VR/W | OBD | BENCH | |
| BMW | car | Serie 2 (F23) | 2.0 192/231cv | Bosch | MEVD17.2.3 | | VR/W | OBD | BENCH | |
| BMW | car | Serie 2 (F23) | 3.0 326cv | Bosch | MEVD17.2.9 | | VR/W | OBD | BENCH | |
| BMW | car | Serie 2 (F23) | 3.0 326cv | Bosch | MEVD17.2.G | | VR/W | OBD | BENCH | |
| BMW | car | Serie 2 (F23) | 40i | Bosch | MG1CS201 | TC298 | AURIX | R/W | | BENCH |
| BMW | car | Serie 2 (F22) | 25d | Bosch | MD1CP002 | SPC5777 | FREESCALE | R/W | | BENCH |
| BMW | car | Serie 2 (F23) | 25d | Bosch | MD1CP002 | SPC5777 | FREESCALE | R/W | | BENCH |
| BMW | car | Serie 2 (F45) | 1.5/2.0 116/150/190cv | Bosch | EDC17C50 | | VR/W | OBD | BENCH | BOOT |
| BMW | car | Serie 2 (F45) | 1.5 102/136/224cv | Bosch | MEVD17.2.3 | | VR/W | OBD | BENCH | |
| BMW | car | Serie 2 (F45) | 2.0 192/231cv | Bosch | MEVD17.2.3 | | VR/W | OBD | BENCH | |
| BMW | car | Serie 2 (F46) | 2.0 192/231cv | Bosch | MEVD17.2.3 | | VR/W | OBD | BENCH | |
| BMW | car | Serie 2 (F46) | 1.5/2.0 116/150/190cv | Bosch | EDC17C50 | | VR/W | OBD | BENCH | BOOT |
| BMW | car | Serie 1 (F52) | 1.5 109/136cv | Bosch | MEVD17.2.3 | | VR/W | OBD | BENCH | |
| BMW | car | Serie 1 (F52) | 2.0 184/224cv | Bosch | MEVD17.2.3 | | VR/W | OBD | BENCH | |
| BMW | car | Serie 3 (E36) | 1.8l | Bosch | ME5.2 | | R/W | OBD | | |
| BMW | car | Serie 3 (E36) | 2.0/2.5/2.8l | Siemens | MS41 | | R/W | OBD | | |
| BMW | car | Serie 3 (E46) | 1.9l d | Bosch | BMS46 | | R/W | OBD | | |
| BMW | car | Serie 3 (E46) | 2.0l d | Bosch | EDC15 | | R/W | OBD | | |
| BMW | car | Serie 3 (E46) | 2.0/2.5/3.0l d | Bosch | EDC16C31 | | R/W | OBD | BENCH | JTAG |
| BMW | car | Serie 3 (E46) | 2.0/3.0l d | Bosch | EDC16C35 | | R/W | OBD | BENCH | JTAG |
| BMW | car | Serie 3 (E46) | 2.0/3.0l d | Bosch | EDC16CP35 | | R/W | OBD | BENCH | JTAG |
| BMW | car | Serie 3 (E46) | 3.0l d | Bosch | DDE 4.0 | | R/W | OBD | | |
| BMW | car | Serie 3 (E46) | 2.0/2.3/2.5/2.8/3.0/3.2l | Siemens | MS42 | | R/W | OBD | | |
| BMW | car | Serie 3 (E46) | 2.0/2.3/2.5/2.8/3.0/3.2l | Siemens | MS43 | | R/W | OBD | | |

WEBSITE:www.dfb-technology.com

Email:info@dfb-technology.com

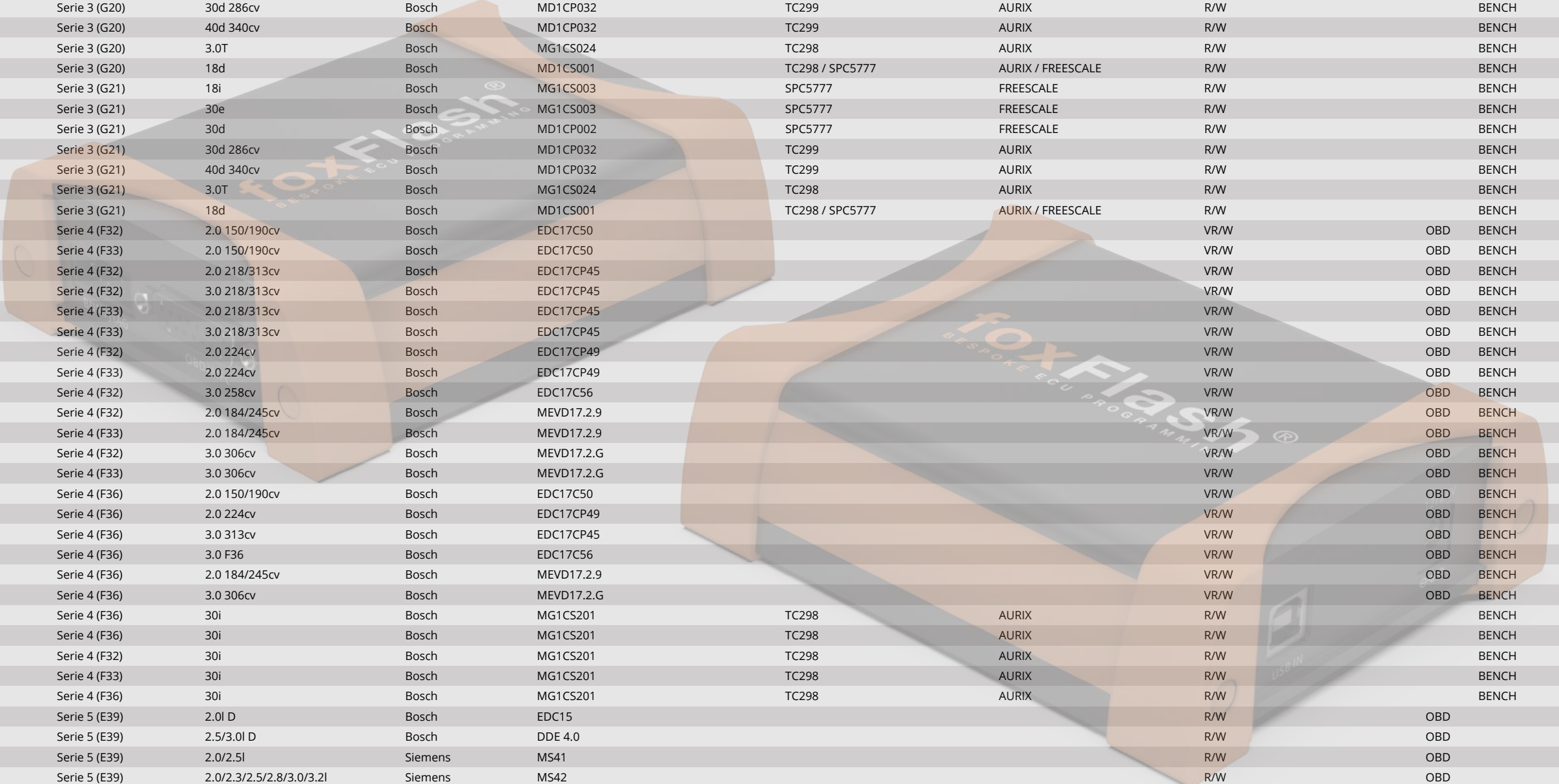
Notice: Please send email to us for quotation if you want learn this tool

| | | | | | | | | | |
|-----|-----|------------------|-----------------------|---------|------------|------|-----|-------|------|
| BMW | car | Serie 3 (E90) | 1.6/2.0l 16V | Bosch | MEV946 | R/W | OBD | | |
| BMW | car | Serie 3 (E90) | 3.0l | Siemens | MSV70 | R/W | OBD | | JTAG |
| BMW | car | Serie 3 (E90) | 3.0l | Siemens | MSS70 | R/W | OBD | | JTAG |
| BMW | car | Serie 3 (E90) | 2.0/2.5/3.0l D | Bosch | EDC16C31 | R/W | OBD | BENCH | JTAG |
| BMW | car | Serie 3 (E90) | 2.0/3.0l D | Bosch | EDC16C35 | R/W | OBD | BENCH | JTAG |
| BMW | car | Serie 3 (E90) | 2.0/3.0l D | Bosch | EDC16CP35 | R/W | OBD | BENCH | JTAG |
| BMW | car | Serie 3 (E90) | 2.0/3.0l D | Bosch | EDC17CP02 | R/W | OBD | BENCH | BOOT |
| BMW | car | Serie 3 (E90) | 2.0/3.0l D | Bosch | EDC17C06 | R/W | OBD | BENCH | BOOT |
| BMW | car | Serie 3 (E91) | 1.6/2.0l 16V | Bosch | MEV946 | R/W | OBD | | |
| BMW | car | Serie 3 (E91) | 3.0l | Siemens | MSV70 | R/W | OBD | | JTAG |
| BMW | car | Serie 3 (E91) | 3.0l | Siemens | MSS70 | R/W | OBD | | JTAG |
| BMW | car | Serie 3 (E91) | 2.0/2.5/3.0l D | Bosch | EDC16C31 | R/W | OBD | BENCH | JTAG |
| BMW | car | Serie 3 (E91) | 2.0/3.0l D | Bosch | EDC16C35 | R/W | OBD | BENCH | JTAG |
| BMW | car | Serie 3 (E91) | 2.0/3.0l D | Bosch | EDC16CP35 | R/W | OBD | BENCH | JTAG |
| BMW | car | Serie 3 (E91) | 2.0/3.0l D | Bosch | EDC17CP02 | R/W | OBD | BENCH | BOOT |
| BMW | car | Serie 3 (E91) | 2.0/3.0l D | Bosch | EDC17C06 | R/W | OBD | BENCH | BOOT |
| BMW | car | Serie 3 (E92) | 3.0l | Siemens | MSV70 | R/W | OBD | | JTAG |
| BMW | car | Serie 3 (E92) | 3.0l | Siemens | MSS70 | R/W | OBD | | JTAG |
| BMW | car | Serie 3 (E92) | 2.0/3.0l | Siemens | MSD80 | R/W | OBD | | BOOT |
| BMW | car | Serie 3 (E92) | 2.0/3.0l | Siemens | MSD81 | R/W | OBD | | BOOT |
| BMW | car | Serie 3 (E92) | 2.0/3.0l | Siemens | MSD85 | R/W | OBD | | BOOT |
| BMW | car | Serie 3 (E92) | 2.5/3.0l | Siemens | MSV80 | R/W | OBD | | BOOT |
| BMW | car | Serie 3 (E92) | 2.5/3.0l | Siemens | MSV801 | R/W | OBD | | BOOT |
| BMW | car | Serie 3 (E92) | 2.0/2.5/3.0l D | Bosch | EDC16C31 | R/W | OBD | BENCH | JTAG |
| BMW | car | Serie 3 (E92) | 2.0/3.0l D | Bosch | EDC16C35 | R/W | OBD | BENCH | JTAG |
| BMW | car | Serie 3 (E92) | 2.0/3.0l D | Bosch | EDC16CP35 | R/W | OBD | BENCH | JTAG |
| BMW | car | Serie 3 (E92) | 2.0/3.0l D | Bosch | EDC17CP02 | R/W | OBD | BENCH | BOOT |
| BMW | car | Serie 3 (E92) | 2.0/3.0l D | Bosch | EDC17C06 | R/W | OBD | BENCH | BOOT |
| BMW | car | Serie 3 (E93) | 3.0l | Siemens | MSV70 | R/W | OBD | | JTAG |
| BMW | car | Serie 3 (E93) | 3.0l | Siemens | MSS70 | R/W | OBD | | JTAG |
| BMW | car | Serie 3 (E93) | 2.0/3.0l | Siemens | MSD80 | R/W | OBD | | BOOT |
| BMW | car | Serie 3 (E93) | 2.0/3.0l | Siemens | MSD81 | R/W | OBD | | BOOT |
| BMW | car | Serie 3 (E93) | 2.0/3.0l | Siemens | MSD85 | R/W | OBD | | BOOT |
| BMW | car | Serie 3 (E93) | 2.5/3.0l | Siemens | MSV80 | R/W | OBD | | BOOT |
| BMW | car | Serie 3 (E93) | 2.5/3.0l | Siemens | MSV801 | R/W | OBD | | BOOT |
| BMW | car | Serie 3 (E93) | 2.0/2.5/3.0l D | Bosch | EDC16C31 | R/W | OBD | BENCH | JTAG |
| BMW | car | Serie 3 (E93) | 2.0/3.0l D | Bosch | EDC16C35 | R/W | OBD | BENCH | JTAG |
| BMW | car | Serie 3 (E93) | 2.0/3.0l D | Bosch | EDC16CP35 | R/W | OBD | BENCH | JTAG |
| BMW | car | Serie 3 (E93) | 2.0/3.0l D | Bosch | EDC17CP02 | R/W | OBD | BENCH | BOOT |
| BMW | car | Serie 3 (E93) | 2.0/3.0l D | Bosch | EDC17C06 | R/W | OBD | BENCH | BOOT |
| BMW | car | Serie 3 GT (F34) | 30i | Bosch | MG1CS201 | R/W | | BENCH | |
| BMW | car | Serie 3 GT (F34) | 2.0 150/190cv | Bosch | EDC17C50 | VR/W | OBD | BENCH | BOOT |
| BMW | car | Serie 3 GT (F34) | 2.0 218/313cv | Bosch | EDC17CP45 | VR/W | OBD | BENCH | BOOT |
| BMW | car | Serie 3 GT (F34) | 3.0 218/313cv | Bosch | EDC17CP45 | VR/W | OBD | BENCH | BOOT |
| BMW | car | Serie 3 GT (F34) | 2.0 F34 224cv | Bosch | EDC17CP49 | VR/W | OBD | BENCH | BOOT |
| BMW | car | Serie 3 GT (F34) | 3.0 258cv | Bosch | EDC17C56 | VR/W | OBD | BENCH | BOOT |
| BMW | car | Serie 3 GT (F34) | 2.0 184/245cv | Bosch | MEVD17.2.4 | VR/W | OBD | | |
| BMW | car | Serie 3 GT (F34) | 3.0 306cv | Bosch | MEVD17.2.G | VR/W | OBD | BENCH | |
| BMW | car | Serie 3 (F30) | 2.0 116/150/190cv | Bosch | EDC17C50 | VR/W | OBD | BENCH | BOOT |
| BMW | car | Serie 3 (F31) | 2.0 116/150/190cv | Bosch | EDC17C50 | VR/W | OBD | BENCH | BOOT |
| BMW | car | Serie 3 (F30) | 2.0/3.0 182/218/313cv | Bosch | EDC17CP45 | VR/W | OBD | BENCH | BOOT |
| BMW | car | Serie 3 (F31) | 2.0/3.0 182/218/313cv | Bosch | EDC17CP45 | VR/W | OBD | BENCH | BOOT |
| BMW | car | Serie 3 (F30) | 2.0 224cv | Bosch | EDC17CP49 | VR/W | OBD | BENCH | BOOT |
| BMW | car | Serie 3 (F31) | 3.0 258cv | Bosch | EDC17CP49 | VR/W | OBD | BENCH | BOOT |
| BMW | car | Serie 3 (F30) | 3.0 258cv | Bosch | EDC17C56 | VR/W | OBD | BENCH | BOOT |
| BMW | car | Serie 3 (F31) | 3.0 258cv | Bosch | EDC17C56 | VR/W | OBD | BENCH | BOOT |
| BMW | car | Serie 3 (F30) | 1.5 136cv | Bosch | MEVD17.2.3 | VR/W | OBD | BENCH | |
| BMW | car | Serie 3 (F31) | 1.5 136cv | Bosch | MEVD17.2.3 | VR/W | OBD | BENCH | |
| BMW | car | Serie 3 (F30) | 1.6 136/170cv | Bosch | MEVD17.2.5 | VR/W | OBD | | |
| BMW | car | Serie 3 (F31) | 1.6 136/170cv | Bosch | MEVD17.2.5 | VR/W | OBD | | |
| BMW | car | Serie 3 (F30) | 2.0 184/245cv | Bosch | MEVD17.2.4 | VR/W | OBD | | |
| BMW | car | Serie 3 (F31) | 2.0 184/245cv | Bosch | MEVD17.2.4 | VR/W | OBD | | |



TC298

AURIX



| | | | | | | | | | | |
|-----|-----|---------------|--------------------------|---------|------------|-----------------|-------------------|------|-----------|------------|
| BMW | car | Serie 3 (F30) | 2.0 184/245cv | Bosch | MEVD17.2.9 | | | VR/W | OBD | BENCH |
| BMW | car | Serie 3 (F31) | 2.0 184/245cv | Bosch | MEVD17.2.9 | | | VR/W | OBD | BENCH |
| BMW | car | Serie 3 (F30) | 3.0 306cv | Bosch | MEVD17.2.G | | | VR/W | OBD | BENCH |
| BMW | car | Serie 3 (F31) | 3.0 306cv | Bosch | MEVD17.2.G | | | VR/W | OBD | BENCH |
| BMW | car | Serie 3 (F30) | 30i | Bosch | MG1CS201 | TC298 | AURIX | R/W | | BENCH |
| BMW | car | Serie 3 (F31) | 30i | Bosch | MG1CS201 | TC298 | AURIX | R/W | | BENCH |
| BMW | car | Serie 3 (F35) | 30i | Bosch | MG1CS201 | TC298 | AURIX | R/W | | BENCH |
| BMW | car | Serie 3 (G20) | 20i 2.0T EU6d | Bosch | MG1CS201 | TC298 | AURIX | R/W | | BENCH |
| BMW | car | Serie 3 (G21) | 20i 2.0T EU6d | Bosch | MG1CS201 | TC298 | AURIX | R/W | | BENCH |
| BMW | car | Serie 3 (G21) | 30i / 40i | Bosch | MG1CS201 | TC298 | AURIX | R/W | | BENCH |
| BMW | car | Serie 3 (G20) | 18i | Bosch | MG1CS003 | SPC5777 | FREESCALE | R/W | | BENCH |
| BMW | car | Serie 3 (G20) | 30e | Bosch | MG1CS003 | SPC5777 | FREESCALE | R/W | | BENCH |
| BMW | car | Serie 3 (G20) | 30d | Bosch | MD1CP002 | SPC5777 | FREESCALE | R/W | | BENCH |
| BMW | car | Serie 3 (G20) | 30d 286cv | Bosch | MD1CP032 | TC299 | AURIX | R/W | | BENCH |
| BMW | car | Serie 3 (G20) | 40d 340cv | Bosch | MD1CP032 | TC299 | AURIX | R/W | | BENCH |
| BMW | car | Serie 3 (G20) | 3.0T | Bosch | MG1CS024 | TC298 | AURIX | R/W | | BENCH |
| BMW | car | Serie 3 (G20) | 18d | Bosch | MD1CS001 | TC298 / SPC5777 | AURIX / FREESCALE | R/W | | BENCH |
| BMW | car | Serie 3 (G21) | 18i | Bosch | MG1CS003 | SPC5777 | FREESCALE | R/W | | BENCH |
| BMW | car | Serie 3 (G21) | 30e | Bosch | MG1CS003 | SPC5777 | FREESCALE | R/W | | BENCH |
| BMW | car | Serie 3 (G21) | 30d | Bosch | MD1CP002 | SPC5777 | FREESCALE | R/W | | BENCH |
| BMW | car | Serie 3 (G21) | 30d 286cv | Bosch | MD1CP032 | TC299 | AURIX | R/W | | BENCH |
| BMW | car | Serie 3 (G21) | 40d 340cv | Bosch | MD1CP032 | TC299 | AURIX | R/W | | BENCH |
| BMW | car | Serie 3 (G21) | 3.0T | Bosch | MG1CS024 | TC298 | AURIX | R/W | | BENCH |
| BMW | car | Serie 3 (G21) | 18d | Bosch | MD1CS001 | TC298 / SPC5777 | AURIX / FREESCALE | R/W | | BENCH |
| BMW | car | Serie 4 (F32) | 2.0 150/190cv | Bosch | EDC17C50 | | | VR/W | OBD | BENCH BOOT |
| BMW | car | Serie 4 (F33) | 2.0 150/190cv | Bosch | EDC17C50 | | | VR/W | OBD | BENCH BOOT |
| BMW | car | Serie 4 (F32) | 2.0 218/313cv | Bosch | EDC17CP45 | | | VR/W | OBD | BENCH BOOT |
| BMW | car | Serie 4 (F32) | 3.0 218/313cv | Bosch | EDC17CP45 | | | VR/W | OBD | BENCH BOOT |
| BMW | car | Serie 4 (F33) | 2.0 218/313cv | Bosch | EDC17CP45 | | | VR/W | OBD | BENCH BOOT |
| BMW | car | Serie 4 (F33) | 3.0 218/313cv | Bosch | EDC17CP45 | | | VR/W | OBD | BENCH BOOT |
| BMW | car | Serie 4 (F32) | 2.0 224cv | Bosch | EDC17CP49 | | | VR/W | OBD | BENCH BOOT |
| BMW | car | Serie 4 (F33) | 2.0 224cv | Bosch | EDC17CP49 | | | VR/W | OBD | BENCH BOOT |
| BMW | car | Serie 4 (F32) | 3.0 258cv | Bosch | EDC17C56 | | | VR/W | OBD | BENCH BOOT |
| BMW | car | Serie 4 (F32) | 2.0 184/245cv | Bosch | MEVD17.2.9 | | | VR/W | OBD | BENCH |
| BMW | car | Serie 4 (F33) | 2.0 184/245cv | Bosch | MEVD17.2.9 | | | VR/W | OBD | BENCH |
| BMW | car | Serie 4 (F32) | 3.0 306cv | Bosch | MEVD17.2.G | | | VR/W | OBD | BENCH |
| BMW | car | Serie 4 (F33) | 3.0 306cv | Bosch | MEVD17.2.G | | | VR/W | OBD | BENCH |
| BMW | car | Serie 4 (F36) | 2.0 150/190cv | Bosch | EDC17C50 | | | VR/W | OBD | BENCH BOOT |
| BMW | car | Serie 4 (F36) | 2.0 224cv | Bosch | EDC17CP49 | | | VR/W | OBD | BENCH BOOT |
| BMW | car | Serie 4 (F36) | 3.0 313cv | Bosch | EDC17CP45 | | | VR/W | OBD | BENCH BOOT |
| BMW | car | Serie 4 (F36) | 3.0 F36 | Bosch | EDC17C56 | | | VR/W | OBD | BENCH BOOT |
| BMW | car | Serie 4 (F36) | 2.0 184/245cv | Bosch | MEVD17.2.9 | | | VR/W | OBD | BENCH |
| BMW | car | Serie 4 (F36) | 3.0 306cv | Bosch | MEVD17.2.G | | | VR/W | OBD | BENCH |
| BMW | car | Serie 4 (F36) | 30i | Bosch | MG1CS201 | TC298 | AURIX | R/W | | BENCH |
| BMW | car | Serie 4 (F36) | 30i | Bosch | MG1CS201 | TC298 | AURIX | R/W | | BENCH |
| BMW | car | Serie 4 (F32) | 30i | Bosch | MG1CS201 | TC298 | AURIX | R/W | | BENCH |
| BMW | car | Serie 4 (F33) | 30i | Bosch | MG1CS201 | TC298 | AURIX | R/W | | BENCH |
| BMW | car | Serie 4 (F36) | 30i | Bosch | MG1CS201 | TC298 | AURIX | R/W | | BENCH |
| BMW | car | Serie 5 (E39) | 2.0l D | Bosch | EDC15 | | | R/W | OBD | |
| BMW | car | Serie 5 (E39) | 2.5/3.0l D | Bosch | DDE 4.0 | | | R/W | OBD | |
| BMW | car | Serie 5 (E39) | 2.0/2.5l | Siemens | MS41 | | | R/W | OBD | |
| BMW | car | Serie 5 (E39) | 2.0/2.3/2.5/2.8/3.0/3.2l | Siemens | MS42 | | | R/W | OBD | |
| BMW | car | Serie 5 (E39) | 2.0/2.3/2.5/2.8/3.0/3.2l | Siemens | MS43 | | | R/W | OBD | |
| BMW | car | Serie 5 (E39) | 4.4l V8 | Bosch | ME7.1 | | | R/W | OBD | BOOT |
| BMW | car | Serie 5 (E60) | 2.0l D | Bosch | EDC15 | | | R/W | OBD | |
| BMW | car | Serie 5 (E60) | 2.5/3.0l D | Bosch | DDE 4.0 | | | R/W | OBD | |
| BMW | car | Serie 5 (E60) | 2.5/3.0l | Bosch | EDC16C31 | | | R/W | OBD BENCH | JTAG |
| BMW | car | Serie 5 (E60) | 3.0l | Bosch | EDC16C35 | | | R/W | OBD BENCH | JTAG |
| BMW | car | Serie 5 (E60) | 3.0l | Bosch | EDC16CP35 | | | R/W | OBD BENCH | JTAG |
| BMW | car | Serie 5 (E60) | 2.0/3.0l | Bosch | EDC17CP02 | | | R/W | OBD BENCH | BOOT |
| BMW | car | Serie 5 (E60) | 2.0/3.0l | Bosch | EDC17C06 | | | R/W | OBD BENCH | BOOT |
| BMW | car | Serie 5 (E60) | 4.0l V8 | Bosch | ME5.2.1 | | | R/W | OBD | |

WEBSITE:www.dfb-technology.com

Email:info@dfb-technology.com

Notice: Please send email to us for quotation if you want learn this tool

| | | | | | | | | | |
|-----|-----|------------------|-----------------------|---------|------------|---------|-----------|-----|------------|
| BMW | car | Serie 5 (E60) | 3.0l | Siemens | MSV70 | | R/W | OBD | JTAG |
| BMW | car | Serie 5 (E60) | 2.5/3.0l | Siemens | MSD80 | | R/W | OBD | BOOT |
| BMW | car | Serie 5 (E60) | 2.5/3.0l | Siemens | MSD81 | | R/W | OBD | BOOT |
| BMW | car | Serie 5 (E60) | 2.5/3.0l | Siemens | MSD85 | | R/W | OBD | BOOT |
| BMW | car | Serie 5 (E60) | 2.5/3.0l | Siemens | MSV80 | | R/W | OBD | BOOT |
| BMW | car | Serie 5 (E60) | 2.5/3.0l | Siemens | MSV801 | | R/W | OBD | BOOT |
| BMW | car | Serie 5 (E60) | 4.8l V8 | Bosch | MEV946 | | R/W | OBD | |
| BMW | car | Serie 5 (E61) | 2.0l D | Bosch | EDC15 | | R/W | OBD | |
| BMW | car | Serie 5 (E61) | 2.5/3.0l D | Bosch | DDE 4.0 | | R/W | OBD | |
| BMW | car | Serie 5 (E61) | 2.5/3.0l | Bosch | EDC16C31 | | R/W | OBD | BENCH JTAG |
| BMW | car | Serie 5 (E61) | 3.0l | Bosch | EDC16C35 | | R/W | OBD | BENCH JTAG |
| BMW | car | Serie 5 (E61) | 3.0l | Bosch | EDC16CP35 | | R/W | OBD | BENCH JTAG |
| BMW | car | Serie 5 (E61) | 2.0/3.0l | Bosch | EDC17CP02 | | R/W | OBD | BENCH BOOT |
| BMW | car | Serie 5 (E61) | 2.0/3.0l | Bosch | EDC17C06 | | R/W | OBD | BENCH BOOT |
| BMW | car | Serie 5 (E61) | 4.0l V8 | Bosch | ME5.2.1 | | R/W | OBD | |
| BMW | car | Serie 5 (E61) | 3.0l | Siemens | MSV70 | | R/W | OBD | JTAG |
| BMW | car | Serie 5 (E61) | 2.5/3.0l | Siemens | MSD80 | | R/W | OBD | BOOT |
| BMW | car | Serie 5 (E61) | 2.5/3.0l | Siemens | MSD81 | | R/W | OBD | BOOT |
| BMW | car | Serie 5 (E61) | 2.5/3.0l | Siemens | MSD85 | | R/W | OBD | BOOT |
| BMW | car | Serie 5 (E61) | 2.5/3.0l | Siemens | MSV80 | | R/W | OBD | BOOT |
| BMW | car | Serie 5 (E61) | 2.5/3.0l | Siemens | MSV801 | | R/W | OBD | BOOT |
| BMW | car | Serie 5 (E61) | 4.8l V8 | Bosch | MEV946 | | R/W | OBD | |
| BMW | car | Serie 5 (F10) | 2.0 150/190cv | Bosch | EDC17C50 | | VR/W | OBD | BENCH BOOT |
| BMW | car | Serie 5 (F10) | 2.0 143/184/258cv | Bosch | EDC17C41 | | VR/W | OBD | BENCH BOOT |
| BMW | car | Serie 5 (F10) | 3.0 143/184/258cv | Bosch | EDC17C41 | | VR/W | OBD | BENCH BOOT |
| BMW | car | Serie 5 (F10) | 2.0 218/245/313/380cv | Bosch | EDC17CP45 | | VR/W | OBD | BENCH BOOT |
| BMW | car | Serie 5 (F10) | 3.0 218/245/313/380cv | Bosch | EDC17CP45 | | VR/W | OBD | BENCH BOOT |
| BMW | car | Serie 5 (F10) | 3.0 258cv | Bosch | EDC17C56 | | VR/W | OBD | BENCH BOOT |
| BMW | car | Serie 5 (F10) | 3.0 258cv | Bosch | EDC17C76 | | VR/W | OBD | BENCH BOOT |
| BMW | car | Serie 5 (F10) | 2.0 184cv | Bosch | MEVD17.2.4 | | VR/W | OBD | |
| BMW | car | Serie 5 (F10) | 2.0 245cv | Bosch | MEVD17.2.9 | | VR/W | OBD | BENCH |
| BMW | car | Serie 5 (F10) | 3.0 306cv | Bosch | MEVD17.2.G | | VR/W | OBD | BENCH |
| BMW | car | Serie 5 (F11) | 2.0 150/190cv | Bosch | EDC17C50 | | VR/W | OBD | BENCH BOOT |
| BMW | car | Serie 5 (F11) | 2.0 143/184/258cv | Bosch | EDC17C41 | | VR/W | OBD | BENCH BOOT |
| BMW | car | Serie 5 (F11) | 3.0 143/184/258cv | Bosch | EDC17C41 | | VR/W | OBD | BENCH BOOT |
| BMW | car | Serie 5 (F11) | 2.0 218/245/313/380cv | Bosch | EDC17CP45 | | VR/W | OBD | BENCH BOOT |
| BMW | car | Serie 5 (F11) | 3.0 218/245/313/380cv | Bosch | EDC17CP45 | | VR/W | OBD | BENCH BOOT |
| BMW | car | Serie 5 (F11) | 3.0 258cv | Bosch | EDC17C56 | | VR/W | OBD | BENCH BOOT |
| BMW | car | Serie 5 (F11) | 3.0 258cv | Bosch | EDC17C76 | | VR/W | OBD | BENCH BOOT |
| BMW | car | Serie 5 (F11) | 2.0 184cv | Bosch | MEVD17.2.4 | | VR/W | OBD | |
| BMW | car | Serie 5 (F11) | 2.0 245cv | Bosch | MEVD17.2.9 | | VR/W | OBD | BENCH |
| BMW | car | Serie 5 (F11) | 3.0 306cv | Bosch | MEVD17.2.G | | VR/W | OBD | BENCH |
| BMW | car | Serie 5 GT | 3.0 | Siemens | MSD80 | | R/W | OBD | BOOT |
| BMW | car | Serie 5 GT | 3.0 | Siemens | MSD81 | | R/W | OBD | BOOT |
| BMW | car | Serie 5 GT | 3.0 | Siemens | MSD85 | | R/W | OBD | BOOT |
| BMW | car | Serie 5 GT (F07) | 2.0 184cv | Bosch | EDC17C50 | | VR/W | OBD | BENCH BOOT |
| BMW | car | Serie 5 GT (F07) | 3.0 245cv | Bosch | EDC17CP09 | | VR/W | OBD | BENCH BOOT |
| BMW | car | Serie 5 GT (F07) | 3.0 299/313cv | Bosch | EDC17CP45 | | VR/W | OBD | BENCH BOOT |
| BMW | car | Serie 5 GT (F07) | 3.0 258cv | Bosch | EDC17C56 | | VR/W | OBD | BENCH BOOT |
| BMW | car | Serie 5 GT (F07) | 3.0 306cv | Bosch | MEVD17.2 | | VR/W | OBD | BENCH BOOT |
| BMW | car | Serie 5 (G30) | 30i / 4.4 (M-sport) | Bosch | MG1CS201 | TC298 | AURIX | R/W | BENCH |
| BMW | car | Serie 5 (G31) | 30i / 4.4 (M-sport) | Bosch | MG1CS201 | TC298 | AURIX | R/W | BENCH |
| BMW | car | Serie 5 (G32) | 30i / 4.4 (M-sport) | Bosch | MG1CS201 | TC298 | AURIX | R/W | BENCH |
| BMW | car | Serie 5 (G30) | 30d | Bosch | MD1CP002 | SPC5777 | FREESCALE | R/W | BENCH |
| BMW | car | Serie 5 (G31) | 40d | Bosch | MD1CP002 | SPC5777 | FREESCALE | R/W | BENCH |
| BMW | car | Serie 5 (G32) | 50d | Bosch | MD1CP002 | SPC5777 | FREESCALE | R/W | BENCH |
| BMW | car | Serie 6 (E63) | 3.0l D | Bosch | EDC16C35 | | R/W | OBD | BENCH JTAG |
| BMW | car | Serie 6 (E63) | 3.0l D | Bosch | EDC16CP35 | | R/W | OBD | BENCH JTAG |
| BMW | car | Serie 6 (E63) | 3.0l | Siemens | MSV70 | | R/W | OBD | JTAG |
| BMW | car | Serie 6 (E63) | 4.4/4.8l V8 | Bosch | MEV946 | | R/W | OBD | |
| BMW | car | Serie 6 (E64) | 3.0l D | Bosch | EDC16C35 | | R/W | OBD | BENCH JTAG |
| BMW | car | Serie 6 (E64) | 3.0l D | Bosch | EDC16CP35 | | R/W | OBD | BENCH JTAG |

WEBSITE:www.dfb-technology.com

Email:info@dfb-technology.com

Notice: Please send email to us for quotation if you want learn this tool

| | | | | | | | | | | |
|-----|----------|--------------------------|----------------------|---------|------------|---------|-----------|------|-----|------------|
| BMW | car | Serie 6 (E64) | 3.0l | Siemens | MSV70 | | | R/W | OBD | JTAG |
| BMW | car | Serie 6 (E64) | 4.4/4.8l V8 | Bosch | MEV946 | | | R/W | OBD | |
| BMW | car | Serie 6 (F06) | 3.0 313cv | Bosch | EDC17CP45 | | | VR/W | OBD | BENCH BOOT |
| BMW | car | Serie 6 (F06) | 3.0 320cv | Bosch | MEVD17.2.G | | | VR/W | OBD | BENCH |
| BMW | car | Serie 6 (F12) | 3.0 313cv | Bosch | EDC17CP45 | | | VR/W | OBD | BENCH BOOT |
| BMW | car | Serie 6 (F12) | 3.0 320cv | Bosch | MEVD17.2.G | | | VR/W | OBD | BENCH |
| BMW | car | Serie 6 (F13) | 3.0 313cv | Bosch | EDC17CP45 | | | VR/W | OBD | BENCH BOOT |
| BMW | car | Serie 6 (F13) | 3.0 320cv | Bosch | MEVD17.2.G | | | VR/W | OBD | BENCH |
| BMW | car | Serie 6 Gran Coupe (F14) | 3.0 313cv | Bosch | EDC17CP45 | | | VR/W | OBD | BENCH BOOT |
| BMW | car | Serie 6 Gran Coupe (F14) | 3.0 320cv | Bosch | MEVD17.2.G | | | VR/W | OBD | BENCH |
| BMW | car | Serie 6 GT (G32) | 30i / 40i | Bosch | MG1CS201 | TC298 | AURIX | R/W | | BENCH |
| BMW | car | Serie 6 GT (G32) | 30i/G32 | Bosch | MG1CS003 | SPC5777 | FREESCALE | R/W | | BENCH |
| BMW | car | Serie 6 GT (G32) | 40d | Bosch | MD1CP002 | SPC5777 | FREESCALE | R/W | | BENCH |
| BMW | car | Serie 7 (E38) | 2.8l | Siemens | MS41 | | | R/W | OBD | |
| BMW | car | Serie 7 (E38) | 3.0l | Siemens | MS42 | | | R/W | OBD | |
| BMW | car | Serie 7 (E38) | 3.0l | Siemens | MS43 | | | R/W | OBD | |
| BMW | car | Serie 7 (E38) | 3.0l | Bosch | DDE 4.0 | | | R/W | OBD | |
| BMW | car | Serie 7 (E38) | 4.4l V8 | Bosch | ME7.1 | | | R/W | OBD | BOOT |
| BMW | car | Serie 7 (E65) | 3.0l | Bosch | DDE 4.0 | | | R/W | OBD | |
| BMW | car | Serie 7 (E65) | 3.0l | Bosch | EDC16C31 | | | R/W | OBD | BENCH JTAG |
| BMW | car | Serie 7 (E65) | 3.0l | Bosch | EDC16C35 | | | R/W | OBD | BENCH JTAG |
| BMW | car | Serie 7 (E65) | 3.0l | Bosch | EDC16CP35 | | | R/W | OBD | BENCH JTAG |
| BMW | car | Serie 7 (E65) | 3.0l | Bosch | EDC17CP02 | | | R/W | OBD | BENCH BOOT |
| BMW | car | Serie 7 (E65) | 3.0l | Bosch | EDC17C06 | | | R/W | OBD | BENCH BOOT |
| BMW | car | Serie 7 (E65) | 3.0l | Siemens | MS43 | | | R/W | OBD | |
| BMW | car | Serie 7 (E65) | 4.0l V8 | Bosch | ME5.2.1 | | | R/W | OBD | |
| BMW | car | Serie 7 (E65) | 3.0l | Siemens | MSV70 | | | R/W | OBD | JTAG |
| BMW | car | Serie 7 (E65) | 3.0l | Siemens | MSD80 | | | R/W | OBD | BOOT |
| BMW | car | Serie 7 (E65) | 3.0l | Siemens | MSD81 | | | R/W | OBD | BOOT |
| BMW | car | Serie 7 (E65) | 3.0l | Siemens | MSD85 | | | R/W | OBD | BOOT |
| BMW | car | Serie 7 (E65) | 3.0l | Siemens | MDV80 | | | R/W | OBD | |
| BMW | car | Serie 7 (E65) | 3.0l | Siemens | MDV801 | | | R/W | OBD | |
| BMW | car | Serie 7 (E65) | 4.8l V8 | Bosch | MEV946 | | | R/W | OBD | |
| BMW | car | Serie 7 (E66) | 3.0l | Bosch | DDE 4.0 | | | R/W | OBD | |
| BMW | car | Serie 7 (E66) | 3.0l | Bosch | EDC16C31 | | | R/W | OBD | BENCH JTAG |
| BMW | car | Serie 7 (E66) | 3.0l | Bosch | EDC16C35 | | | R/W | OBD | BENCH JTAG |
| BMW | car | Serie 7 (E66) | 3.0l | Bosch | EDC16CP35 | | | R/W | OBD | BENCH JTAG |
| BMW | car | Serie 7 (E66) | 3.0l | Bosch | EDC17CP02 | | | R/W | OBD | BENCH BOOT |
| BMW | car | Serie 7 (E66) | 3.0l | Bosch | EDC17C06 | | | R/W | OBD | BENCH BOOT |
| BMW | car | Serie 7 (E66) | 3.0l | Siemens | MS43 | | | R/W | OBD | |
| BMW | car | Serie 7 (E66) | 4.0l V8 | Bosch | ME5.2.1 | | | R/W | OBD | |
| BMW | car | Serie 7 (E66) | 3.0l | Siemens | MSV70 | | | R/W | OBD | JTAG |
| BMW | car | Serie 7 (E66) | 3.0l | Siemens | MSD80 | | | R/W | OBD | BOOT |
| BMW | car | Serie 7 (E66) | 3.0l | Siemens | MSD81 | | | R/W | OBD | BOOT |
| BMW | car | Serie 7 (E66) | 3.0l | Siemens | MSD85 | | | R/W | OBD | BOOT |
| BMW | car | Serie 7 (E66) | 3.0l | Siemens | MDV80 | | | R/W | OBD | |
| BMW | car | Serie 7 (E66) | 3.0l | Siemens | MDV801 | | | R/W | OBD | |
| BMW | car | Serie 7 (E66) | 4.8l V8 | Bosch | MEV946 | | | R/W | OBD | |
| BMW | car | Serie 7 (F01) | 3.0 245cv | Bosch | EDC17CP09 | | | VR/W | OBD | BENCH BOOT |
| BMW | car | Serie 7 (F01) | 3.0 245/313/381cv | Bosch | EDC17CP45 | | | VR/W | OBD | BENCH BOOT |
| BMW | car | Serie 7 (F01) | 3.0 258cv | Bosch | EDC17C56 | | | VR/W | OBD | BENCH BOOT |
| BMW | car | Serie 7 (F01) | 3.0 320cv | Bosch | MEVD17.2.G | | | VR/W | OBD | BENCH |
| BMW | car | Serie 7 (F02) | 3.0 245cv | Bosch | EDC17CP09 | | | VR/W | OBD | BENCH BOOT |
| BMW | car | Serie 7 (F02) | 3.0 245/313/381cv | Bosch | EDC17CP45 | | | VR/W | OBD | BENCH BOOT |
| BMW | car | Serie 7 (F02) | 3.0 258cv | Bosch | EDC17C56 | | | VR/W | OBD | BENCH BOOT |
| BMW | car | Serie 7 (F02) | 3.0 320cv | Bosch | MEVD17.2.G | | | VR/W | OBD | BENCH |
| BMW | car | Serie 7 (G12) | 40i, 45e, M50i, M60i | Bosch | MG1CS201 | TC298 | AURIX | R/W | | BENCH |
| BMW | car | Serie 7 (G12) | 30d/40d/50d | Bosch | MD1CP002 | SPC5777 | FREESCALE | R/W | | BENCH |
| BMW | car | Serie 8 (G14) | 4.4 (M-sport) | Bosch | MG1CS201 | TC298 | AURIX | R/W | | BENCH |
| BMW | car+H514 | Serie 8 (G14) | M50i | Bosch | MG1CS201 | TC298 | AURIX | R/W | | BENCH |
| BMW | car | Serie 8 (G14) | 40d | Bosch | MD1CP002 | SPC5777 | FREESCALE | R/W | | BENCH |
| BMW | car | Serie 8 (G15) | 4.4 (M-sport) | Bosch | MG1CS201 | TC298 | AURIX | R/W | | BENCH |

WEBSITE:www.dfb-technology.com

Email:info@dfb-technology.com

Notice: Please send email to us for quotation if you want learn this tool

| | | | | | | | | | | | |
|-----|----------|---------------|---------------------------|---------|------------|-----------------|-------------------|------|--|-------|------------|
| BMW | car+H514 | Serie 8 (G15) | M50i | Bosch | MG1CS201 | TC298 | AURIX | R/W | | BENCH | |
| BMW | car | Serie 8 (G15) | 40d | Bosch | MD1CP002 | SPC5777 | FREESCALE | R/W | | BENCH | |
| BMW | car | Serie 8 (G16) | 4.4 (M-sport) | Bosch | MG1CS201 | TC298 | AURIX | R/W | | BENCH | |
| BMW | car+H514 | Serie 8 (G16) | M50i | Bosch | MG1CS201 | TC298 | AURIX | R/W | | BENCH | |
| BMW | car | Serie 8 (G16) | 40d | Bosch | MD1CP002 | SPC5777 | FREESCALE | R/W | | BENCH | |
| BMW | car | X1 (E84) | 2.0l D | Bosch | EDC17CP02 | | | R/W | | OBD | BENCH BOOT |
| BMW | car | X1 (F48) | 18i 1.5T EU6d 140 | Bosch | MG1CS201 | TC298 | AURIX | R/W | | BENCH | |
| BMW | car | X1 (F48) | 25d | Bosch | MD1CP002 | SPC5777 | FREESCALE | R/W | | BENCH | |
| BMW | car | X1 (F48) | 1.5/2.0 116/150/190/231cv | Bosch | EDC17C50 | | | VR/W | | OBD | BENCH BOOT |
| BMW | car | X1 (F48) | 1.5/2.0 136/192/231cv | Bosch | MEVD17.2.3 | | | VR/W | | OBD | BENCH BOOT |
| BMW | car | X2 (F39) | 2.0 150/190cv | Bosch | EDC17C50 | | | VR/W | | OBD | BENCH BOOT |
| BMW | car | X2 (F39) | 2.0 231cv | Bosch | EDC17CP49 | | | VR/W | | OBD | BENCH BOOT |
| BMW | car | X2 (F39) | 2.0 231cv | Bosch | MEVD17.2.3 | | | VR/W | | OBD | BENCH BOOT |
| BMW | car | X2 (F39) | 18i 1.5T EU6d 140 | Bosch | MG1CS201 | TC298 | AURIX | R/W | | BENCH | |
| BMW | car | X2 (F39) | 20i 2.0T EU6d 140 | Bosch | MG1CS201 | TC298 | AURIX | R/W | | BENCH | |
| BMW | car | X2 (F39) | 25d | Bosch | MD1CP002 | SPC5777 | FREESCALE | R/W | | BENCH | |
| BMW | car | X2 (F39) | 25d | Bosch | MG1CS024 | TC298 | AURIX | R/W | | BENCH | |
| BMW | car | X2 (F39) | 18d | Bosch | MD1CS001 | TC298 / SPC5777 | AURIX / FREESCALE | R/W | | BENCH | |
| BMW | car | X3 (E83) | 2.0/3.0l D | Bosch | EDC16C31 | | | R/W | | OBD | BENCH JTAG |
| BMW | car | X3 (E83) | 2.0/3.0l D | Bosch | EDC16C35 | | | R/W | | OBD | BENCH JTAG |
| BMW | car | X3 (E83) | 2.0/3.0l D | Bosch | EDC16CP35 | | | R/W | | OBD | BENCH JTAG |
| BMW | car | X3 (E83) | 2.0l D | Bosch | EDC17CP02 | | | R/W | | OBD | BENCH BOOT |
| BMW | car | X3 (E83) | 2.0l D | Bosch | EDC17C06 | | | R/W | | OBD | BENCH BOOT |
| BMW | car | X3 (E83) | 2.5/3.0l | Siemens | MSV80/801 | | | R/W | | OBD | BENCH BOOT |
| BMW | car | X3 (F25) | 2.0 143/150/190cv | Bosch | EDC17C50 | | | VR/W | | OBD | BENCH BOOT |
| BMW | car | X3 (F25) | 2.0 182cv | Bosch | EDC17C76 | | | VR/W | | OBD | BENCH BOOT |
| BMW | car | X3 (F25) | 3.0 313cv | Bosch | EDC17CP45 | | | VR/W | | OBD | BENCH BOOT |
| BMW | car | X3 (F25) | 3.0 258cv | Bosch | EDC17C56 | | | VR/W | | OBD | BENCH BOOT |
| BMW | car | X3 (F25) | 2.0 184/245cv | Bosch | MEVD17.2.4 | | | VR/W | | OBD | BENCH BOOT |
| BMW | car | X3 (F25) | 3.0 306cv | Bosch | MEVD17.2 | | | VR/W | | OBD | BENCH BOOT |
| BMW | car | X3 (G01) | 18d | Bosch | MD1CS001 | TC298 / SPC5777 | AURIX / FREESCALE | R/W | | BENCH | |
| BMW | car | X3 (G01) | 25d | Bosch | MD1CP032 | TC299 | AURIX | R/W | | BENCH | |
| BMW | car | X3 (G01) | 30i, 40i | Bosch | MG1CS201 | TC298 | AURIX | R/W | | BENCH | |
| BMW | car | X3 (G01) | 30e | Bosch | MG1CS003 | SPC5777 | FREESCALE | R/W | | BENCH | |
| BMW | car | X3 (G01) | 30d / 40d | Bosch | MD1CP002 | SPC5777 | FREESCALE | R/W | | BENCH | |
| BMW | car | X3 (F39) | 35i | Bosch | MG1CS024 | TC298 | AURIX | R/W | | BENCH | |
| BMW | car | X4 (F26) | 2.0 190cv | Bosch | EDC17C50 | | | VR/W | | OBD | BENCH BOOT |
| BMW | car | X4 (F26) | 3.0 258cv | Bosch | EDC17C56 | | | VR/W | | OBD | BENCH BOOT |
| BMW | car | X4 (F26) | 3.0 313cv | Bosch | EDC17CP49 | | | VR/W | | OBD | BENCH BOOT |
| BMW | car | X4 (F26) | 3.0 306cv | Bosch | MEVD17.2.6 | | | VR/W | | OBD | BENCH BOOT |
| BMW | car | X4 (F26) | 3.0 360cv | Bosch | MEVD17.2.G | | | VR/W | | OBD | BENCH BOOT |
| BMW | car | X4 (G02) | 30i, 40i | Bosch | MG1CS201 | TC298 | AURIX | R/W | | BENCH | |
| BMW | car | X4 (G02) | 20i | Bosch | MG1CS003 | SPC5777 | FREESCALE | R/W | | BENCH | |
| BMW | car | X4 (G02) | 30d / 40d | Bosch | MD1CP002 | SPC5777 | FREESCALE | R/W | | BENCH | |
| BMW | car | X4 (G02) | 40d | Bosch | MD1CP032 | TC299 | AURIX | R/W | | BENCH | |
| BMW | car | X4 (G02) | 3.0T | Bosch | MG1CS024 | TC298 | AURIX | R/W | | BENCH | |
| BMW | car | X5 (E53) | 3.0l D | Bosch | DDE 4.0 | | | R/W | | OBD | BENCH BOOT |
| BMW | car | X5 (E53) | 4.4l | Bosch | ME7.1 | | | R/W | | OBD | BENCH BOOT |
| BMW | car | X5 (E70) | 3.0l D | Bosch | DDE 4.0 | | | R/W | | OBD | BENCH BOOT |
| BMW | car | X5 (E70) | 3.0l D | Bosch | EDC16C31 | | | R/W | | OBD | BENCH JTAG |
| BMW | car | X5 (E70) | 3.0l D | Bosch | EDC16C35 | | | R/W | | OBD | BENCH JTAG |
| BMW | car | X5 (E70) | 3.0l D | Bosch | EDC16CP35 | | | R/W | | OBD | BENCH JTAG |
| BMW | car | X5 (E70) | 3.0l | Siemens | MS43 | | | R/W | | OBD | BENCH BOOT |
| BMW | car | X5 (E70) | 4.0l V8 | Bosch | ME5.2.1 | | | R/W | | OBD | BENCH BOOT |
| BMW | car | X5 (E70) | 3.0l | Siemens | MSV80/801 | | | R/W | | OBD | BENCH BOOT |
| BMW | car | X5 (E70) | 4.4l V8 | Siemens | MSD80 | | | R/W | | OBD | BENCH BOOT |
| BMW | car | X5 (E70) | 4.4l V8 | Siemens | MSD81 | | | R/W | | OBD | BENCH BOOT |
| BMW | car | X5 (E70) | 4.4l V8 | Siemens | MSD85 | | | R/W | | OBD | BENCH BOOT |
| BMW | car | X5 (E70) | 4.8l V8 | Bosch | MEV946 | | | R/W | | OBD | BENCH BOOT |
| BMW | car | X5 (F15) | 2.0 231cv | Bosch | EDC17C50 | | | VR/W | | OBD | BENCH BOOT |
| BMW | car | X5 (F15) | 2.0 218cv | Bosch | EDC17CP45 | | | VR/W | | OBD | BENCH BOOT |
| BMW | car | X5 (F15) | 2.0/3.0 231/313/381cv | Bosch | EDC17CP49 | | | VR/W | | OBD | BENCH BOOT |

WEBSITE:www.dfb-technology.com

Email:info@dfb-technology.com

Notice: Please send email to us for quotation if you want learn this tool

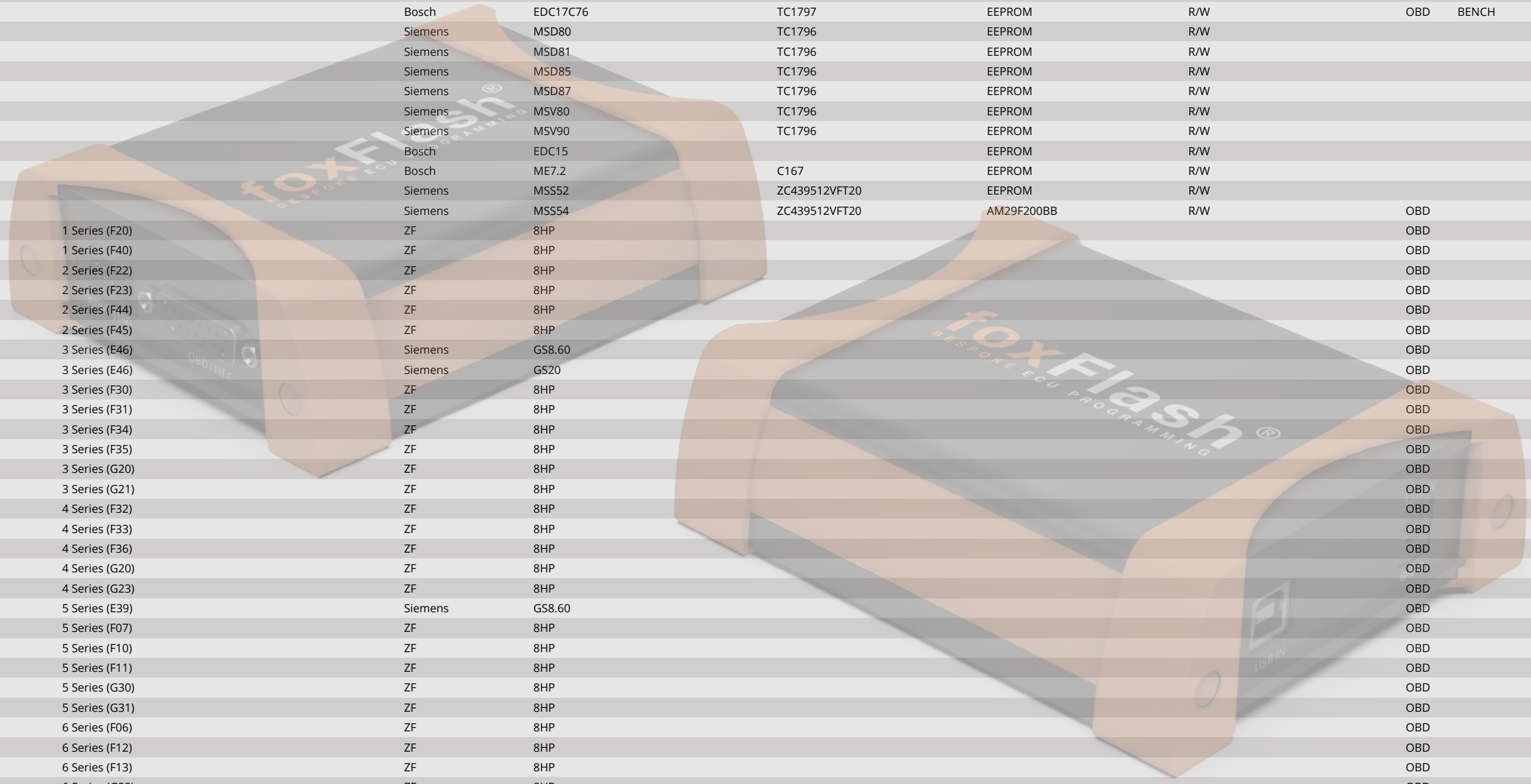
| | | | | | | | | | | | |
|-----|-----------|-------------|-------------------------|---------|---------------|---------------|-------------|------|--------|-------|------|
| BMW | car | X5 (F15) | 3.0 258cv | Bosch | EDC17C56 | | | VR/W | OBD | BENCH | BOOT |
| BMW | car | X5 (F15) | 3.0 258cv | Bosch | EDC17C76 | | | VR/W | OBD | BENCH | BOOT |
| BMW | car | X5 (F15) | 3.0 313cv | Bosch | MEVD17.2.4 | | | VR/W | OBD | | |
| BMW | car | X5 (F15) | 3.0 306cv | Bosch | MEVD17.2.G | | | VR/W | OBD | BENCH | |
| BMW | car | X5 (G05) | 40i, 45e, M50i | Bosch | MG1CS201 | TC298 | AURIX | R/W | | BENCH | |
| BMW | car | X5 (G05) | 30d | Bosch | MD1CP002 | SPC5777 | FREESCALE | R/W | | BENCH | |
| BMW | car | X6 (E71) | 3.0l D | Bosch | EDC17CP02 | | | R/W | OBD | BENCH | BOOT |
| BMW | car | X6 (E71) | 3.0l D | Bosch | EDC17C06 | | | R/W | OBD | BENCH | BOOT |
| BMW | car | X6 (E71) | 3.0/4.4l V6/V8 | Siemens | MSD80 | | | R/W | OBD | | BOOT |
| BMW | car | X6 (E71) | 3.0/4.4l V6/V8 | Siemens | MSD81 | | | R/W | OBD | | BOOT |
| BMW | car | X6 (E71) | 3.0/4.4l V6/V8 | Siemens | MSD85 | | | R/W | OBD | | BOOT |
| BMW | car | X6 (E71) | 40d | Bosch | MD1CP032 | TC299 | AURIX | R/W | | BENCH | |
| BMW | car | X6 (F16) | 3.0 258cv | Bosch | EDC17C56 | | | VR/W | OBD | BENCH | BOOT |
| BMW | car | X6 (F16) | 3.0 381cv | Bosch | EDC17CP49 | | | VR/W | OBD | BENCH | BOOT |
| BMW | car | X6 (F16) | 3.0 306cv | Bosch | MEVD17.2.G | | | VR/W | OBD | BENCH | |
| BMW | car | X7 (G07) | 40i, 50i | Bosch | MG1CS201 | TC298 | AURIX | R/W | | BENCH | |
| BMW | car | X7 (G07) | 30d | Bosch | MD1CP002 | SPC5777 | FREESCALE | R/W | | BENCH | |
| BMW | car | X7 (G07) | 40d | Bosch | MD1CP032 | TC299 | AURIX | R/W | | BENCH | |
| BMW | car | Z3 M | 3.2l | Siemens | MSS50 | | | R/W | OBD | | |
| BMW | car | Z3 M | 3.2l | Siemens | MSS54 | | | R/W | OBD | | JTAG |
| BMW | car | Z3 Roadster | 2.0/2.8l | Siemens | MS41 | | | R/W | OBD | | |
| BMW | car | Z3 Roadster | 2.0/2.5/2.8l | Siemens | MS42 | | | R/W | OBD | | |
| BMW | car | Z3 Roadster | 2.0/2.5/2.8l | Siemens | MS43 | | | R/W | OBD | | |
| BMW | car | Z3 Roadster | 1.9l | Bosch | ME5.2 | | | R/W | OBD | | |
| BMW | car | Z3 Roadster | 1.9l | Bosch | BMS46 | | | R/W | OBD | | |
| BMW | car | Z4 (E85) | 2.0l 16v | Bosch | MEV946 | | | R/W | OBD | | |
| BMW | car | Z4 (E85) | 2.5/3.0/3.2l | Siemens | MSV70 | | | R/W | OBD | | JTAG |
| BMW | car | Z4 (E85) | 2.5/3.0/3.2l | Siemens | MSS70 | | | R/W | OBD | | JTAG |
| BMW | car | Z4 (E89) | 2.5/3.0l | Siemens | MSD80 | | | R/W | OBD | | BOOT |
| BMW | car | Z4 (E89) | 2.5/3.0l | Siemens | MSD85 | | | R/W | OBD | | BOOT |
| BMW | car | Z4 (E89) | 2.5/3.0l | Siemens | MSD85 | | | R/W | OBD | | BOOT |
| BMW | car | Z4 (E89) | 2.5/3.0l | Siemens | MSV80 | | | R/W | OBD | | BOOT |
| BMW | car | Z4 (E89) | 2.5/3.0l | Siemens | MSV801 | | | R/W | OBD | | BOOT |
| BMW | car | Z4 (G29) | 20i 2.0T EU6d, 30i, 40i | Bosch | MG1CS201 | TC298 | AURIX | R/W | | BENCH | |
| BMW | car | Z4 (G29) | 30i / 40i | Bosch | MG1CS003 | SPC5777 | FREESCALE | R/W | | BENCH | |
| BMW | car | Z8 (E52) | 5.0l | Siemens | MSS52 | | | R/W | OBD | | |
| BMW | car | | | Bosch | EDC15C4 | C167 29F400BT | EEPROM | R/W | K-line | BENCH | |
| BMW | car | | | Bosch | EDC16+ | MPC563/4 | M58BW016DB | R/W | | BENCH | JTAG |
| BMW | car | | | Bosch | EDC16 | MPC555/6 | Am29BL802C | R/W | | BENCH | JTAG |
| BMW | car | | | Bosch | ME9 | MPC555/6 | DE28F800F3 | R/W | | JTAG | JTAG |
| BMW | car | | | Bosch | ME9+ | MPC563/4 | M58BW016DB | R/W | | JTAG | JTAG |
| BMW | car | | | Bosch | MEV9.2 | MPC563/4 | M58BW016DB | R/W | | JTAG | JTAG |
| BMW | motorbike | BMSK | | Bosch | ME9 | MPC561/2 | M58BW016DB | R/W | | JTAG | JTAG |
| BMW | car | | | Siemens | MSS 60 - 65#R | MPC563/4 | Am29BDD160G | R/W | | JTAG | JTAG |
| BMW | car | | | Siemens | MSV70 | MPC563/4 | Am29BDD160G | R/W | | | JTAG |
| BMW | car | | | Siemens | MS45.0 | MPC555/6 | Am29BL802C | R/W | | | JTAG |
| BMW | car | | | Siemens | MSS 60 -65 #L | MPC563/4 | Am29BDD160G | R/W | | JTAG | JTAG |
| BMW | car | | | Bosch | EDC16C1 | MPC555/556 | EEPROM | R/W | | BENCH | JTAG |
| BMW | car | | | Bosch | EDC16C35 | MPC561/562 | EEPROM | R/W | | BENCH | JTAG |
| BMW | car | | | Bosch | EDC16C35 | MPC563/564 | EEPROM | R/W | | BENCH | JTAG |
| BMW | car | | | Bosch | EDC16CP35 | MPC561/562 | EEPROM | R/W | | BENCH | JTAG |
| BMW | car | | | Bosch | EDC16CP35 | MPC563/564 | EEPROM | R/W | | BENCH | JTAG |
| BMW | car | | | Bosch | EDC17CP02 | TC1766 | EEPROM | R/W | OBD | BENCH | BOOT |
| BMW | car | | | Bosch | EDC17C06 | TC1766 | EEPROM | R/W | OBD | BENCH | BOOT |
| BMW | car | | | Bosch | EDC17CP09 | TC1796/66 | EEPROM | R/W | OBD | BENCH | BOOT |
| BMW | car | | | Bosch | EDC17CP45 | TC1797 | EEPROM | R/W | OBD | BENCH | BOOT |
| BMW | car | | | Bosch | EDC17CP49 | TC1797 | EEPROM | R/W | OBD | BENCH | BOOT |
| BMW | car | | | Bosch | MEV17.4.6 | TC1796 | EEPROM | R/W | | | BOOT |
| BMW | car | | | Bosch | MEVD17.2.7 | TC1797 | EEPROM | R/W | | BENCH | BOOT |
| BMW | car | | | Bosch | MEVD17.2 HW1 | TC1797 | EEPROM | R/W | | BENCH | BOOT |
| BMW | car | | | Bosch | MEVD17.2 HW2 | TC1797 | EEPROM | R/W | | BENCH | BOOT |
| BMW | car | | | Bosch | MEVD17.2 HW3 | TC1797 | EEPROM | R/W | | BENCH | BOOT |

WEBSITE:www.dfb-technology.com

Email:info@dfb-technology.com

Notice: Please send email to us for quotation if you want learn this tool

| | | | | | | | | |
|-----|-----|----------------|----------------|---------------|------------|-----|-------|-------|
| BMW | car | Bosch | MEV17.2.2 | TC1767 | EEPROM | R/W | BOOT | BOOT |
| BMW | car | Bosch | MEVD17.2.x | TC1797 | EEPROM | R/W | BENCH | BOOT |
| BMW | car | Bosch | MEVD17.2.G | TC1797 | EEPROM | R/W | OBD | BENCH |
| BMW | car | Bosch | MEVD17.2.P | TC1797 | EEPROM | R/W | BENCH | BOOT |
| BMW | car | Bosch | MEVD17.2.9 | TC1797 | EEPROM | R/W | BENCH | BOOT |
| BMW | car | Bosch | MEVD17.8.4 | TC1797 | EEPROM | R/W | BENCH | BOOT |
| BMW | car | Bosch | MEVD17.2.3 | TC1793 | EEPROM | R/W | OBD | BENCH |
| BMW | car | Bosch | ME17.2 BMSX | TC1797 | EEPROM | R/W | BENCH | BOOT |
| BMW | car | Bosch | ME17.2.4 BMSX | TC1797 | EEPROM | R/W | BENCH | BOOT |
| BMW | car | Bosch | ME17.2.42 BMSX | TC1793 | EEPROM | R/W | BENCH | BOOT |
| BMW | car | Bosch | EDC17C41 hw1 | TC1797 | EEPROM | R/W | OBD | BENCH |
| BMW | car | Bosch | EDC17C50 | TC1797 | EEPROM | R/W | OBD | BENCH |
| BMW | car | Bosch | EDC17C56 | TC1797 | EEPROM | R/W | OBD | BENCH |
| BMW | car | Bosch | EDC17C76 | TC1797 | EEPROM | R/W | OBD | BENCH |
| BMW | car | Siemens | MSD80 | TC1796 | EEPROM | R/W | | BOOT |
| BMW | car | Siemens | MSD81 | TC1796 | EEPROM | R/W | | BOOT |
| BMW | car | Siemens | MSD85 | TC1796 | EEPROM | R/W | | BOOT |
| BMW | car | Siemens | MSD87 | TC1796 | EEPROM | R/W | | BOOT |
| BMW | car | Siemens | MSV80 | TC1796 | EEPROM | R/W | | BOOT |
| BMW | car | Siemens | MSV90 | TC1796 | EEPROM | R/W | | BOOT |
| BMW | car | Bosch | EDC15 | | EEPROM | R/W | | BOOT |
| BMW | car | Bosch | ME7.2 | C167 | EEPROM | R/W | | BOOT |
| BMW | car | Siemens | MSS52 | ZC439512VFT20 | EEPROM | R/W | | JTAG |
| BMW | car | Siemens | MSS54 | ZC439512VFT20 | AM29F200BB | R/W | OBD | JTAG |
| BMW | TCU | 1 Series (F20) | ZF | 8HP | | | OBD | |
| BMW | TCU | 1 Series (F40) | ZF | 8HP | | | OBD | |
| BMW | TCU | 2 Series (F22) | ZF | 8HP | | | OBD | |
| BMW | TCU | 2 Series (F23) | ZF | 8HP | | | OBD | |
| BMW | TCU | 2 Series (F44) | ZF | 8HP | | | OBD | |
| BMW | TCU | 2 Series (F45) | ZF | 8HP | | | OBD | |
| BMW | TCU | 3 Series (E46) | Siemens | GS8.60 | | | OBD | |
| BMW | TCU | 3 Series (E46) | Siemens | GS20 | | | OBD | BOOT |
| BMW | TCU | 3 Series (F30) | ZF | 8HP | | | OBD | |
| BMW | TCU | 3 Series (F31) | ZF | 8HP | | | OBD | |
| BMW | TCU | 3 Series (F34) | ZF | 8HP | | | OBD | |
| BMW | TCU | 3 Series (F35) | ZF | 8HP | | | OBD | |
| BMW | TCU | 3 Series (G20) | ZF | 8HP | | | OBD | |
| BMW | TCU | 3 Series (G21) | ZF | 8HP | | | OBD | |
| BMW | TCU | 4 Series (F32) | ZF | 8HP | | | OBD | |
| BMW | TCU | 4 Series (F33) | ZF | 8HP | | | OBD | |
| BMW | TCU | 4 Series (F36) | ZF | 8HP | | | OBD | |
| BMW | TCU | 4 Series (G20) | ZF | 8HP | | | OBD | |
| BMW | TCU | 4 Series (G23) | ZF | 8HP | | | OBD | |
| BMW | TCU | 5 Series (E39) | Siemens | GS8.60 | | | OBD | |
| BMW | TCU | 5 Series (F07) | ZF | 8HP | | | OBD | |
| BMW | TCU | 5 Series (F10) | ZF | 8HP | | | OBD | |
| BMW | TCU | 5 Series (F11) | ZF | 8HP | | | OBD | |
| BMW | TCU | 5 Series (G30) | ZF | 8HP | | | OBD | |
| BMW | TCU | 5 Series (G31) | ZF | 8HP | | | OBD | |
| BMW | TCU | 6 Series (F06) | ZF | 8HP | | | OBD | |
| BMW | TCU | 6 Series (F12) | ZF | 8HP | | | OBD | |
| BMW | TCU | 6 Series (F13) | ZF | 8HP | | | OBD | |
| BMW | TCU | 6 Series (G32) | ZF | 8HP | | | OBD | |
| BMW | TCU | 7 Series (E38) | Siemens | GS8.60 | | | OBD | |
| BMW | TCU | 7 Series (F01) | ZF | 8HP | | | OBD | |
| BMW | TCU | 7 Series (F02) | ZF | 8HP | | | OBD | |
| BMW | TCU | 7 Series (G12) | ZF | 8HP | | | OBD | |
| BMW | TCU | 8 Series (G14) | ZF | 8HP | | | OBD | |
| BMW | TCU | 8 Series (G15) | ZF | 8HP | | | OBD | |
| BMW | TCU | 8 Series (G16) | ZF | 8HP | | | OBD | |
| BMW | TCU | i8 | ZF | 8HP | | | OBD | |
| BMW | TCU | M5 (F90) | ZF | 8HP | | | OBD | |



WEBSITE:www.dfb-technology.com

Email:info@dfb-technology.com

Notice: Please send email to us for quotation if you want learn this tool

| | | | | | | | | | | | | |
|------------|-----------|-----------|--------------------|-----------|-------------|----------|------------|--------|--|-----|-------|------|
| BMW | TCU | X1 (F48) | | ZF | 8HP | | | | | OBD | | |
| BMW | TCU | X2 (F39) | | ZF | 8HP | | | | | OBD | | |
| BMW | TCU | X3 (E83) | | ZF | 8HP | | | | | OBD | | |
| BMW | TCU | X3 (F25) | | ZF | 8HP | | | | | OBD | | |
| BMW | TCU | X3M (F97) | | ZF | 8HP | | | | | OBD | | |
| BMW | TCU | X3 (G01) | | ZF | 8HP | | | | | OBD | | |
| BMW | TCU | X4 (F26) | | ZF | 8HP | | | | | OBD | | |
| BMW | TCU | X4 (G02) | | ZF | 8HP | | | | | OBD | | |
| BMW | TCU | X5 (E53) | | ZF | 8HP | | | | | OBD | | |
| BMW | TCU | X5 (F15) | | ZF | 8HP | | | | | OBD | | |
| BMW | TCU | X5M (F85) | | ZF | 8HP | | | | | OBD | | |
| BMW | TCU | X5 (G05) | | ZF | 8HP | | | | | OBD | | |
| BMW | TCU | X6 (F16) | | ZF | 8HP | | | | | OBD | | |
| BMW | TCU | X6M (F86) | | ZF | 8HP | | | | | OBD | | |
| BMW | TCU | X6 (G06) | | ZF | 8HP | | | | | OBD | | |
| BMW | TCU | X7 (G07) | | ZF | 8HP | | | | | OBD | | |
| BMW | TCU | Z4 G29= | | ZF | 8HP | | | | | OBD | | |
| BMW - Mini | car | | | Bosch | EDC16+ | MPC561/2 | M58BW016DB | R/W | | | BENCH | JTAG |
| BMW Moto | motorbike | Hp2 | 1170 | Bosch | BMSK ME9 | | | R/W | | OBD | | |
| BMW Moto | motorbike | F800 | 798 | Bosch | BMSK ME9 | | | R/W | | OBD | | |
| BMW Moto | motorbike | K1300 | 1293 | Bosch | BMSK ME9 | | | R/W | | OBD | | |
| BMW Moto | motorbike | R1200 | 1170 | Bosch | BMSK ME9 | | | R/W | | OBD | | |
| BMW Moto | motorbike | S1000 | 999 | Bosch | BMSK ME9 | | | R/W | | OBD | | |
| Bobcat | excavator | | | Bosch | EDC17C87 | TC1793 | EEPROM | | | | BENCH | BOOT |
| Bravo | tractor | Rotomix | 4.5L 170hp | Bosch | EDC17CV41 | | | R/W | | OBD | BENCH | BOOT |
| Bugatti | car | | | Bosch | MED17.1.12 | TC1793 | EEPROM | | | | BENCH | BOOT |
| Buick | TCU | Encore | HYDRA MATIC | Ac Delco | 6Txx | | | | | | BENCH | |
| Buick | TCU | Lacross | HYDRA MATIC | Ac Delco | 6Txx | | | | | | BENCH | |
| Buick | TCU | Regal | HYDRA MATIC | Ac Delco | 6Txx | | | | | | BENCH | |
| Cadillac | car | BLS | 1.9l TD 16V | Bosch | EDC16C9 | | | VR/W | | OBD | BENCH | JTAG |
| Cadillac | car | BLS | 1.9l TD 16V | Bosch | EDC16C39 | | | R/W | | OBD | BENCH | JTAG |
| Cadillac | car | SRX | 3.6l V6 | Bosch | ME9 | | | R/W | | OBD | | |
| Cadillac | car | SRX | 3.6l V6 | Bosch | MED 961 | | | R/W | | OBD | | |
| CAN-AM | quad | | | Bosch | ME17.8.5 | TC1766 | EEPROM | | | | BENCH | BOOT |
| Carraro | tractor | | | Denso | 1J500-59052 | RENESAS | EEPROM | | | | BENCH | |
| Case | Excavator | CX130-135 | 3.0 DTI | Transtron | M3 | | | R/W | | OBD | | |
| Case | Excavator | CX210-225 | 5.2 DTI | Transtron | M3 | | | R/W | | OBD | | |
| Case | Excavator | CX240-250 | 5.2 DTI | Transtron | M3 | | | R/W | | OBD | | |
| Case | Excavator | CX370D | - | Transtron | M5 | | | R/W | | OBD | | |
| Case | Excavator | CX700-800 | 15.7DTI | Transtron | M3 | | | R/W | | OBD | | |
| Case | tractor | CVX | 6.6l 140—195CV | Bosch | EDC7UC31 | | | R/W | | OBD | BENCH | JTAG |
| Case | tractor | Farmall | A,C,U | Bosch | EDC7UC31 | | | R/W | | OBD | BENCH | JTAG |
| Case | tractor | Farmall | 110-140 Tier 4B | Bosch | EDC17CV41 | | | R/W | | OBD | BENCH | BOOT |
| Case | tractor | Farmall | 115c | Bosch | EDC17C49 | | | R/W | | OBD | BENCH | BOOT |
| Case | tractor | Farmall | 2.9L 41KW | Bosch | MD1CS069 | TC299 | AURIX | R/W | | OBD | BENCH | |
| Case | tractor | Farlift | 935 | Bosch | EDC17CV41 | | | R/W | | OBD | BENCH | BOOT |
| Case | tractor | Magnum | 9.0l 250—310CV | Bosch | EDC7UC31 | | | R/W | | OBD | BENCH | JTAG |
| Case | tractor | Magnum | 180 -> 380 Tier 4B | Bosch | EDC17CV41 | | | R/W | | OBD | BENCH | BOOT |
| Case | tractor | Magnum | 8.7L > 380 | Bosch | MD1CE101 | | | R/VR/W | | OBD | BENCH | |
| Case | tractor | Magnum | CVT Tier 4B | Bosch | EDC17CV41 | | | R/W | | OBD | BENCH | BOOT |
| Case | tractor | Magnum | 250 Stage 5 | Bosch | MD1CE101 | | | R/VR/W | | OBD | BENCH | |
| Case | tractor | Magnum | 280 Stage 5 | Bosch | MD1CE101 | | | R/VR/W | | OBD | BENCH | |
| Case | tractor | Magnum | 310 Stage 5 | Bosch | MD1CE101 | | | R/VR/W | | OBD | BENCH | |
| Case | tractor | Magnum | 340 Stage 5 | Bosch | MD1CE101 | | | R/VR/W | | OBD | BENCH | |
| Case | tractor | Magnum | 380 Stage 5 | Bosch | MD1CE101 | | | R/VR/W | | OBD | BENCH | |
| Case | tractor | Maxxum | 6.7l 110—140CV | Bosch | EDC16C39 | | | R/W | | OBD | BENCH | JTAG |
| Case | tractor | Maxxum | 6.7l 110—140CV | Bosch | EDC7UC31 | | | R/W | | OBD | BENCH | JTAG |
| Case | tractor | Maxxum | 6.7l 150 Stage 5 | Bosch | EDC7UC31 | | | R/W | | OBD | BENCH | JTAG |
| Case | tractor | Optum | 270 - 300 Tier 4B | Bosch | EDC17CV41 | | | R/W | | OBD | BENCH | BOOT |
| Case | tractor | Optum | 250 Stage 5 | Bosch | EDC17CV41 | | | R/W | | OBD | BENCH | BOOT |
| Case | tractor | Optum | 270 Stage 5 | Bosch | MD1CE101 | | | R/VR/W | | OBD | BENCH | |
| Case | tractor | Optum | 300 Stage 5 | Bosch | MD1CE101 | | | R/VR/W | | OBD | BENCH | |

| | | | | | | | | | | | | |
|-------------|-----------|------------------|--------------------|---------|-----------------------------|----------|--------|--------|--|-----|-------|------|
| Case | tractor | Puma | 6.7l 125—210CV | Bosch | EDC7UC31 | | | R/W | | OBD | BENCH | JTAG |
| Case | tractor | Puma | 150 -> 240 Tier 4B | Bosch | EDC17CV41 | | | R/W | | OBD | BENCH | BOOT |
| Case | tractor | Puma | 140 Stage 5 | Bosch | MD1CE101 | | | R/VR/W | | OBD | BENCH | |
| Case | tractor | Puma | 150 Stage 5 | Bosch | MD1CE101 | | | R/VR/W | | OBD | BENCH | |
| Case | tractor | Puma | 165 Stage 5 | Bosch | MD1CE101 | | | R/VR/W | | OBD | BENCH | |
| Case | tractor | Puma | 175 Stage 5 | Bosch | MD1CE101 | | | R/VR/W | | OBD | BENCH | |
| Case | tractor | Puma | 185 Stage 5 | Bosch | MD1CE101 | | | R/VR/W | | OBD | BENCH | |
| Case | tractor | Puma | 200 Stage 5 | Bosch | MD1CE101 | | | R/VR/W | | OBD | BENCH | |
| Case | tractor | Puma | 220 Stage 5 | Bosch | MD1CE101 | | | R/VR/W | | OBD | BENCH | |
| Case | tractor | Puma CVX | 6.7l 165—220CV | Bosch | EDC7UC31 | | | R/W | | OBD | BENCH | JTAG |
| Case | tractor | Puma CVX | 150 Stage 5 | Bosch | EDC7UC31 | | | R/W | | OBD | BENCH | JTAG |
| Case | tractor | Puma CVX | 165 Stage 5 | Bosch | MD1CE101 | | | R/VR/W | | OBD | BENCH | |
| Case | tractor | Puma CVX | 175 Stage 5 | Bosch | MD1CE101 | | | R/VR/W | | OBD | BENCH | |
| Case | tractor | Puma CVX | 185 Stage 5 | Bosch | MD1CE101 | | | R/VR/W | | OBD | BENCH | |
| Case | tractor | Puma CVX | 200 Stage 5 | Bosch | MD1CE101 | | | R/VR/W | | OBD | BENCH | |
| Case | tractor | Puma CVX | 220 Stage 5 | Bosch | MD1CE101 | | | R/VR/W | | OBD | BENCH | |
| Case | tractor | Puma CVX | 240 Stage 5 | Bosch | MD1CE101 | | | R/VR/W | | OBD | BENCH | |
| Case | tractor | Quadtrac | 385—485—535 | Bosch | EDC7UC31 | | | R/W | | OBD | BENCH | JTAG |
| Case | tractor | Steiger | Tier 4A | Bosch | EDC7UC31 | | | R/W | | OBD | BENCH | JTAG |
| Case | tractor | Steiger | Tier 4B | Bosch | EDC17CV41 | | | R/W | | OBD | BENCH | BOOT |
| Case | tractor | Steiger | 8.7L 370 Stage 5 | Bosch | MD1CE101 | | | R/VR/W | | OBD | BENCH | |
| Case | tractor | Vestrum | 110 Stage V | Bosch | MD1CS069 | | | R/W | | OBD | BENCH | |
| Case | tractor | | | Bosch | EDC17C49 | TC1797 | EEPROM | R/W | | OBD | BENCH | BOOT |
| Case | tractor | | | Bosch | EDC17CV54 | TC1767 | EEPROM | R/W | | OBD | BENCH | BOOT |
| Case | tractor | | | Bosch | DCU17HD01 | TC1766 | EEPROM | R/W | | | BENCH | BOOT |
| Case | TCU | CVX Tier 3 | | NH | CMM MR | | | | | | | BOOT |
| Caterpillar | tractor | Cat Word Machine | | Adem | Adem4 | | EEPROM | W | | OBD | | JTAG |
| Caterpillar | tractor | Cat Word Machine | | Adem | Adem4 CR Engine Common Rail | | EEPROM | W | | OBD | | JTAG |
| Caterpillar | truck | | | Adem | Adem 4 | SC512879 | EEPROM | R/W | | OBD | | JTAG |
| Caterpillar | truck | | | Adem | Adem 4 CR Common Rail | MPCZ563 | EEPROM | R/W | | OBD | | JTAG |
| Caterpillar | truck | | | Delphi | | MPC5xx | EEPROM | R/W | | | | JTAG |
| Caterpillar | truck | 938M | | Bosch | DCU17HD01 | | | R/W | | | BENCH | BOOT |
| CF Moto | motorbike | | | Bosch | MED17.8.10 | TC1728 | EEPROM | R/W | | | BENCH | |
| Challenger | tractor | MT700 | 765 B/C Cat Power | Adem | Adem4 | | | R/W | | OBD | | JTAG |
| Challenger | tractor | MT745 | D Agco Power | Bosch | EDC17CV44 | | | R/W | | OBD | BENCH | BOOT |
| Challenger | tractor | MT755 | D Agco Power | Bosch | EDC17CV44 | | | R/W | | OBD | BENCH | BOOT |
| Challenger | tractor | MT765 | D Agco Power | Bosch | EDC17CV44 | | | R/W | | OBD | BENCH | BOOT |
| Challenger | tractor | MT755 | E Agco Power | Bosch | EDC17CV41 | | | R/W | | OBD | BENCH | BOOT |
| Challenger | tractor | MT765 | E Agco Power | Bosch | EDC17CV41 | | | R/W | | OBD | BENCH | BOOT |
| Challenger | tractor | MT775 | E Agco Power | Bosch | EDC17CV41 | | | R/W | | OBD | BENCH | BOOT |
| Challenger | tractor | MT845 | E Agco Power | Bosch | EDC17CV41 | | | R/W | | OBD | BENCH | BOOT |
| Challenger | tractor | MT855 | E Agco Power | Bosch | EDC17CV41 | | | R/W | | OBD | BENCH | BOOT |
| Challenger | tractor | MT865 | E Agco Power | Bosch | EDC17CV41 | | | R/W | | OBD | BENCH | BOOT |
| Challenger | tractor | MT875 | E Agco Power | Bosch | EDC17CV41 | | | R/W | | OBD | BENCH | BOOT |
| Challenger | tractor | | | Bosch | EDC17CV42/CV41 | TC1797 | EEPROM | R/W | | | BENCH | BOOT |
| Challenger | tractor | | | Bosch | EDC17CV41 | TC1797 | EEPROM | R/W | | OBD | BENCH | BOOT |
| Challenger | tractor | | | Bosch | EDC17CV54 | TC1767 | EEPROM | R/W | | | BENCH | BOOT |
| Chenglong | truck | | | Bosch | EDC17CV44 | TC1767 | EEPROM | R/W | | OBD | BENCH | BOOT |
| Chery | car | | | Bosch | EDC15 | | | R/W | | | | BOOT |
| Chery | car | | | Bosch | M7.9.7 | C167 | 29F400 | R/W | | | | BOOT |
| Chery | car | | | Bosch | ME7.9.7 | C167 | 29F800 | R/W | | | | BOOT |
| Chery | car | | | Bosch | ME7.9.7 | ST10F275 | | R/W | | | | BOOT |
| Chery | car | | | Bosch | ME7.9.71 | ST10F275 | | R/W | | | | BOOT |
| Chery | car | | | Bosch | ME7.9.51 | ST10F275 | | R/W | | | | BOOT |
| Chery | car | | | Marelli | 4AVP | ST10F269 | | R/W | | | | BOOT |
| Chery | car | | | Marelli | 4AC | ST10F269 | | R/W | | | | BOOT |
| Chevrolet | car | Aveo T300 | 1.2/1.4/1.6l 16v | Delco | E83 | | | R/W | | OBD | BENCH | JTAG |
| Chevrolet | car | Camaro | 3.8l V6 FireBird | Delphi | VPW | | | R/W | | OBD | | |
| Chevrolet | car | Camaro | 6.2l 8V SS | Delphi | LS3 | | | R/W | | OBD | | |
| Chevrolet | car | Camaro | 6.2l 8V SS | Delco | E38 | | | R/W | | OBD | | |
| Chevrolet | car | Camaro | 6.2l 8V SS | Delco | E92 | | | R/W | | OBD | | |
| Chevrolet | car | Camaro | 3.6l V6 | Bosch | MED 962 | | | R/W | | OBD | | |

WEBSITE:www.dfb-technology.com

Email:info@dfb-technology.com

Notice: Please send email to us for quotation if you want learn this tool

| | | | | | | | | | | |
|-----------|-----|--------------|-------------------|----------|-----------------------|------------------|-----------------|-----|-------|------------------------|
| Chevrolet | car | Camaro | 3.6l V6 | Delco | E39A | | R/W | OBD | BENCH | |
| Chevrolet | car | Captiva | 2.0l | Bosch | EDC16C39 | | R/W | OBD | BENCH | JTAG |
| Chevrolet | car | Captiva | 2.0/2.2l 16V VCDI | Delphi | DCM3.7 | | R/W | OBD | | READ JTAG / WRITE BOOT |
| Chevrolet | car | Cobalt | 1.5l 16v | Delco | E83 | | R/W | OBD | BENCH | JTAG |
| Chevrolet | car | Cruze | 2.0l | Bosch | EDC16C39 | | R/W | OBD | BENCH | JTAG |
| Chevrolet | car | Cruze | 1.7l CDTI | Delco | E87 | | R/W | OBD | BENCH | |
| Chevrolet | car | Cruze | 2.0l 16V VCDI | Delphi | DCM3.7 | | R/W | OBD | | READ JTAG / WRITE BOOT |
| Chevrolet | car | Cruze | 1.4l 16v | Delco | E78 | | R/W | OBD | BENCH | |
| Chevrolet | car | Cruze | 1.6l 16v | Delco | E83 | | R/W | OBD | BENCH | JTAG |
| Chevrolet | car | Duramax | 6.6l V8 | Bosch | VPW | | R/W | OBD | | |
| Chevrolet | car | Epica | 2.0l | Bosch | EDC16C39 | | R/W | OBD | BENCH | JTAG |
| Chevrolet | car | Express | 4.8/5.3/6.0l | Delco | E38 | | R/W | OBD | | |
| Chevrolet | car | Kalos | 1.2l | Siemens | 5WY | | R/W | OBD | | |
| Chevrolet | car | Impala | 3.5/3.9l | Delco | E38 | | R/W | OBD | | |
| Chevrolet | car | Lacetti | 1.4l | Siemens | 5WY | | R/W | OBD | | |
| Chevrolet | car | Lacetti | 2.0l | Bosch | EDC16C39 | | R/W | OBD | BENCH | JTAG |
| Chevrolet | car | Malibu | 3.5l | Delco | E38 | | R/W | OBD | | |
| Chevrolet | car | Matiz | 0.8/1.0l | Siemens | 5WY | | R/W | OBD | | |
| Chevrolet | car | Monte Carlo | 3.5/3.9l | Delco | E38 | | R/W | OBD | | |
| Chevrolet | car | Nubira | 1.6l | Siemens | 5WY | | R/W | OBD | | |
| Chevrolet | car | Nubira | 2.0l | Bosch | EDC16C39 | | R/W | OBD | BENCH | JTAG |
| Chevrolet | car | Orlando | 2.0/2.2l 16V VCDI | Delphi | DCM3.7 | | R/W | OBD | | READ JTAG / WRITE BOOT |
| Chevrolet | car | Orlando | 1.4l 16v | Delco | E78 | | R/W | OBD | BENCH | |
| Chevrolet | car | Rubeo | 1.2l | Siemens | 5WY | | R/W | OBD | | |
| Chevrolet | car | Silverado | 4.8/5.3/6.0/6.2 | Delco | E38 | | R/W | OBD | | |
| Chevrolet | car | Sonic -T300- | 1.2/1.4/1.6l 16v | Delco | E83 | | R/W | OBD | BENCH | JTAG |
| Chevrolet | car | Spark | 1.0l | Siemens | 5WY | | R/W | OBD | | |
| Chevrolet | car | Suburban | 5.3/6.0l | Delco | E38 | | R/W | OBD | | |
| Chevrolet | car | Tacuma | 1.6l | Siemens | 5WY | | R/W | OBD | | |
| Chevrolet | car | Tahoe | 5.3l E3 | Delphi | LS1 ** VPW ** | | R/W | OBD | | |
| Chevrolet | car | Tahoe | 4.8/5.3/6.2 | Delco | E38 | | R/W | OBD | | |
| Chevrolet | car | Tracker | 1.7l D AWD/FWD | Delco | E87 | | R/W | OBD | BENCH | |
| Chevrolet | car | Tracker | 1.4l 16v | Delco | E78 | | R/W | OBD | BENCH | |
| Chevrolet | car | Tracker | 1.6l 16v | Delco | E83 | | R/W | OBD | BENCH | JTAG |
| Chevrolet | car | Trail Blazer | 4.2l L6 | Delphi | VPW | | R/W | OBD | | |
| Chevrolet | car | Trax | 1.7l D AWD/FWD | Delco | E87 | | R/W | OBD | BENCH | |
| Chevrolet | car | Trax | 1.4l 16v | Delco | E78 | | R/W | OBD | BENCH | |
| Chevrolet | car | Trax | 1.6l 16v | Delco | E83 | | R/W | OBD | BENCH | JTAG |
| Chevrolet | car | Venture | 3.4l V6 | Delphi | VPW | | R/W | OBD | | |
| Chevrolet | car | Windstorm | 2.0l | Bosch | EDC16C39 | | R/W | OBD | BENCH | JTAG |
| Chevrolet | car | | | Delco | E83 | MPC5565 | EEPROM emulated | R/W | CAN | OBD BENCH JTAG |
| Chevrolet | car | | | Delco | E87 | MPC5565 | EEPROM emulated | R/W | CAN | OBD BENCH |
| Chevrolet | car | | | Delco | E98 | MPC5674 | EEPROM emulated | R/W | CAN | OBD BENCH |
| Chevrolet | car | | | Bosch | EDC16 | MPC555/6 | Am29BL802C | R/W | | BENCH JTAG |
| Chevrolet | car | | | Siemens | SIM2K-d160 | MPC2561/S29CD016 | | R/W | | JTAG |
| Chevrolet | car | | | Bosch | EDC16C9 | MPC555/556 | EEPROM | R/W | | BENCH JTAG |
| Chevrolet | car | | | Bosch | EDC17CP18 | TC1796 | EEPROM | R/W | | BENCH BOOT |
| Chevrolet | car | | | Bosch | E86 AcDelco EDC17CP18 | TC1797 | EEPROM | R/W | | BENCH BOOT |
| Chevrolet | car | | | Bosch | EDC17CP18 | TC1797 | EEPROM | R/W | | BENCH BOOT |
| Chevrolet | car | | | Bosch | EDC17C59 AcDelco | TC1767 | EEPROM | R/W | | BENCH BOOT |
| Chevrolet | car | | | Bosch | EDC15 | | | R/W | | BOOT |
| Chevrolet | car | | | Bosch | ME7.9.9 | ST10F275 | | R/W | | BOOT |
| Chevrolet | car | | | Bosch | ME7.9.9 | ST10F275 | | R/W | | BOOT |
| Chevrolet | car | | | Siemens | Sirius 42R | C167 | 29F400 | R/W | | BOOT |
| Chevrolet | TCU | Aveo | HYDRA MATIC | Ac Delco | 6Txx | | | | BENCH | |
| Chevrolet | TCU | Captiva | HYDRA MATIC | Ac Delco | 6Txx | | | | BENCH | |
| Chevrolet | TCU | Cruze | HYDRA MATIC | Ac Delco | 6Txx | | | | BENCH | |
| Chevrolet | TCU | Epica | HYDRA MATIC | Ac Delco | 6Txx | | | | BENCH | |
| Chevrolet | TCU | Equinox | HYDRA MATIC | Ac Delco | 6Txx | | | | BENCH | |
| Chevrolet | TCU | Malibu | HYDRA MATIC | Ac Delco | 6Txx | | | | BENCH | |
| Chevrolet | TCU | Onix | HYDRA MATIC | Ac Delco | 6Txx | | | | BENCH | |
| Chevrolet | TCU | Orlando | HYDRA MATIC | Ac Delco | 6Txx | | | | BENCH | |

| | | | | | | | | | | | |
|-----------------------|-----|----------------|--------------------|-------------|------------|---------------|--------------|-----|--------|-------|-------------|
| Chevrolet | TCU | Sonic | HYDRA MATIC | Ac Delco | 6Txx | | | | | BENCH | |
| Chevrolet | TCU | Tosca | HYDRA MATIC | Ac Delco | 6Txx | | | | | BENCH | |
| Chevrolet | TCU | Trax | HYDRA MATIC | Ac Delco | 6Txx | | | | | BENCH | |
| Chevrolet - Isuzu | car | | | Delphi | | MPC561/2 | M58BW016DB | R/W | | | JTAG |
| Chevrolet, Opel, Saab | car | | | Bosch | EDC16+ | MPC561/2 | M58BW016DB | R/W | | BENCH | JTAG |
| Chrysler | car | 200 | 2.0l | Continental | GPEC3 | SPC5674 | 95320 | R/W | | | BOOT |
| Chrysler | car | 200 | 2.4l | Continental | GPEC3 | SPC5674 | 95320 | R/W | | | BOOT |
| Chrysler | car | 300C | 3.0l CRD | Bosch | EDC16CP31 | | | R/W | OBD | BENCH | JTAG |
| Chrysler | car | 300 mk2 | 3.6l V6 | Continental | GPEC2A | SPC5674 | 95320 | R/W | | | BOOT |
| Chrysler | car | 300 mk2 | 5.7l V8 | Continental | GPEC2A | SPC5674 | 95320 | R/W | | | BOOT |
| Chrysler | car | Aspen | 5.7l V8 | Continental | GPEC2A | SPC5674 | 95320 | R/W | | | BOOT |
| Chrysler | car | Grand Voyager | 3.6l V6 | Continental | GPEC2A | SPC5674 | 95320 | R/W | | | BOOT |
| Chrysler | car | PT Cruiser | 2.2l CRD | Bosch | EDC15C5 | | | R/W | OBD | BENCH | |
| Chrysler | car | Sebring | 2.0l Td 16V | Bosch | EDC16U31 | | | R/W | OBD | BENCH | JTAG |
| Chrysler | car | Town & Country | 3.6l V6 | Continental | GPEC2A | SPC5674 | 95320 | R/W | | | BOOT |
| Chrysler | car | Voyager | 2.5l CRD | Bosch | EDC15C5 | | | R/W | OBD | BENCH | |
| Chrysler | car | Voyager | 2.8l CRD | Bosch | EDC16CP31 | | | R/W | OBD | BENCH | JTAG |
| Chrysler | car | | | Bosch | EDC15C5 | C167 29F400BT | EEPROM 95P08 | R/W | K-line | OBD | BENCH |
| Chrysler | car | | | Bosch | EDC16C2 | MPC555/556 | EEPROM | R/W | | BENCH | JTAG |
| Chrysler | car | | | Bosch | EDC16CP31 | MPC563/564 | EEPROM | R/W | | BENCH | JTAG |
| Chrysler | car | | | Bosch | EDC17CP27 | TC1796 | EEPROM | R/W | | BENCH | BOOT |
| Chrysler | car | | | Bosch | EDC17C49 | TC1796 | EEPROM | R/W | | BENCH | BOOT |
| Chrysler | car | | | Bosch | EDC17C79 | TC1796 | EEPROM | R/W | | BENCH | BOOT |
| Chrysler | car | | | Bosch | MED17.3.1 | TC1766 | EEPROM | R/W | | BENCH | BOOT |
| Chrysler | car | | | Bosch | EDC15 | C167 | 29F400 | R/W | | | BOOT |
| Chrysler | car | | | Continental | CM2200 | MPC55xx | EEPROM | R/W | | | JTAG |
| Chrysler | car | | | Motorola | NCG4 | MPC55xx | EEPROM | R/W | | | JTAG |
| Chrysler | car | | | Motorola | NCG5 | MPC55xx | EEPROM | R/W | | | JTAG |
| Chrysler | car | | | Delphi | CRD2.10 | MPC55xx | EEPROM | R/W | | | BOOT - JTAG |
| Chrysler | car | | | Delphi | CRD2.61 | MPC55xx | EEPROM | R/W | | | BOOT - JTAG |
| Chrysler | car | | | Delphi | DCM3.5 | MPC55xx | EEPROM | R/W | | | JTAG |
| Chrysler | TCU | 200 | | ZF | 9HP | | | | | | BOOT |
| Chrysler | TCU | 300C | | Siemens | EGS53 | | | | | | BOOT |
| Chrysler | TCU | Crossfire | | Siemens | EGS52 | | | | | | BOOT |
| Chrysler | TCU | Pacifica | | ZF | 9HP | | | | | | BOOT |
| Chrysler | TCU | Sebring | | Siemens | EGS52 | | | | | | BOOT |
| Chrysler | TCU | Voyager | | ZF | 9HP | | | | | | BOOT |
| Chrysler | TCU | C2 | | Siemens | SIM82 | | | | | | BOOT |
| Citroen | car | ALL | ALL | Bosch | MED17 | | | R/W | | | BOOT |
| Citroen | car | Berlingo | 1.6l 16V | Bosch | ME7.4.4 | | | R/W | OBD | | |
| Citroen | car | Berlingo | 1.6l 16V | Bosch | ME7.4.5 | | | R/W | OBD | | |
| Citroen | car | Berlingo | 2.0l HDI | Bosch | EDC15C2 | | | R/W | OBD | | |
| Citroen | car | Berlingo | 2.0l HDI | Siemens | SID801 | | | R/W | OBD | BENCH | BOOT |
| Citroen | car | Berlingo | 2.0l HDI | Siemens | SID801A | | | R/W | OBD | BENCH | BOOT |
| Citroen | car | Berlingo | 2.0l HDI | Siemens | SID802 | | | R/W | OBD | BENCH | BOOT |
| Citroen | car | Berlingo | 1.6l HDI | Bosch | EDC16C0 | | | R/W | OBD | BENCH | JTAG |
| Citroen | car | Berlingo | 1.6l HDI | Bosch | EDC16C8 | | | R/W | OBD | BENCH | JTAG |
| Citroen | car | Berlingo | 1.6l HDI | Bosch | EDC16C3/9 | | | R/W | OBD | BENCH | JTAG |
| Citroen | car | Berlingo | 1.6l HDI | Bosch | EDC16C34 | | | R/W | OBD | BENCH | JTAG |
| Citroen | car | Berlingo | 1.6l HDI | Bosch | EDC17C10 | | | W | OBD | BENCH | BOOT |
| Citroen | car | Berlingo | 1.6l HDI | Siemens | SID807 | | | W | OBD | | BOOT |
| Citroen | car | Berlingo | 1.5 HDI 75/100/130 | Bosch | MD1CS003 | TC298 | AURIX | R/W | | BENCH | |
| Citroen | car | C1 | 1.1l 8V | Marelli | 48P2 | | | R/W | OBD | | |
| Citroen | car | C1 | 1.0l 8V | Sagem | Sagem 2000 | | | R/W | OBD | | |
| Citroen | car | C1 | 1.0l L3 E4 | Bosch | M7.9.5 | | | R/W | OBD | | BOOT |
| Citroen | car | C1 | 1.0l L3 E4 | Bosch | ME7.9.5 | | | R/W | OBD | | BOOT |
| Citroen | car | C1 | 1.2 PureTech | Valeo | V46.11 | SH72544 | RENESAS | R/W | OBD | | |
| Citroen | car | C2 | 1.1/1.4l 8V | Marelli | 48P2 | | | R/W | OBD | | |
| Citroen | car | C2 | 1.2/1.4l 8V | Sagem | Sagem 2000 | | | R/W | OBD | | |
| Citroen | car | C2 | 1.1/1.4l 8V | Valeo | Johnson | | | R/W | OBD | | |
| Citroen | car | C2 | 1.4l HDI | Siemens | SID804 | | | R/W | OBD | BENCH | BOOT |
| Citroen | car | C2 | 1.4l HDI | Siemens | SID806 | | | R/W | OBD | BENCH | BOOT |

| | | | | | | | | | | | |
|---------|-----|-----------------|------------------------|---------------|------------|---------|------------------|-----|-----|-------|-------------|
| Citroen | car | C2 | 1.4i HDI | Bosch | EDC16C0 | | | R/W | OBD | BENCH | JTAG |
| Citroen | car | C2 | 1.4i HDI | Bosch | EDC16C8 | | | R/W | OBD | BENCH | JTAG |
| Citroen | car | C2 | 1.4i HDI | Bosch | EDC16C3/9 | | | R/W | OBD | BENCH | JTAG |
| Citroen | car | C2 | 1.4/1.6i HDI | Bosch | EDC16C34 | | | R/W | OBD | BENCH | JTAG |
| Citroen | car | C2 | 1.6i 16V | Bosch | ME7.4.4 | | | R/W | OBD | | |
| Citroen | car | C2 | 1.6i 16V | Bosch | ME7.4.5 | | | R/W | OBD | | |
| Citroen | car | C3 | 1.1/1.4i 8V | Marelli | 48P2 | | | R/W | OBD | | |
| Citroen | car | C3 | 1.2/1.4i 8V | Sagem | Sagem 2000 | | | R/W | OBD | | |
| Citroen | car | C3 | 1.1/1.4i 8V | Valeo | Johnson | | | R/W | OBD | | |
| Citroen | car | C3 | 1.0 Vti / 1.2 Puretech | Valeo | V46.11 | SH72544 | RENASAS | R/W | OBD | | |
| Citroen | car | C3 | 1.4i HDI | Siemens | SID804 | | | R/W | OBD | BENCH | BOOT |
| Citroen | car | C3 | 1.4i HDI | Siemens | SID806 | | | R/W | OBD | BENCH | BOOT |
| Citroen | car | C3 | 1.4i HDI | Bosch | EDC16C0 | | | R/W | OBD | BENCH | JTAG |
| Citroen | car | C3 | 1.4i HDI | Bosch | EDC16C8 | | | R/W | OBD | BENCH | JTAG |
| Citroen | car | C3 | 1.4i HDI | Bosch | EDC16C3/9 | | | R/W | OBD | BENCH | JTAG |
| Citroen | car | C3 | 1.4/1.6i HDI | Bosch | EDC16C34 | | | R/W | OBD | BENCH | JTAG |
| Citroen | car | C3 | 1.4/1.6i HDI | Bosch | EDC17C10 | | | W | OBD | BENCH | BOOT |
| Citroen | car | C3 | 1.6i HDI | Siemens | SID807 | | | W | OBD | | BOOT |
| Citroen | car | C3 | 1.6i 16V | Bosch | ME7.4.4 | | | R/W | OBD | | |
| Citroen | car | C3 | 1.6i 16V | Bosch | ME7.4.5 | | | R/W | OBD | | |
| Citroen | car | C3 | 1.6i 16V | Bosch | MED17.4 | | | R/W | OBD | | |
| Citroen | car | C3 | 1.5 100cv | Bosch | MD1CS003 | TC298 | AURIX | R/W | | BENCH | |
| Citroen | car | C3 Aircross | 1.2 PureTech | Valeo | V46.11 | SH72544 | RENASAS | R/W | OBD | | |
| Citroen | car | C3 Picasso | 1.4/1.6 Hdi | Bosch | EDC16C34 | MPC | M58BW016xB | R/W | OBD | BENCH | JTAG |
| Citroen | car | C3 Picasso | 1.4/1.6 Hdi | Bosch | EDC17C10 | Tricore | | R/W | OBD | BENCH | BOOT |
| Citroen | car | C3 Picasso | 1.6 Hdi | Siemens | SID807 | Tricore | TC1797 M58BW16FB | W | OBD | | BOOT |
| Citroen | car | C3 Picasso | 1.6 16v | Bosch | MED17.4 | Tricore | | R/W | OBD | | |
| Citroen | car | C3 Pluriel | 1.4 Hdi | Siemens | SID802 | C167 | 29F400 | R/W | OBD | BENCH | BOOT |
| Citroen | car | C3 Pluriel | 1.4 Hdi | Siemens | SID804 | C167 | 29F400 | R/W | OBD | BENCH | BOOT |
| Citroen | car | C3 Pluriel | 1.4 Hdi | Siemens | SID806 | C167 | 29F400 | W | OBD | BENCH | BOOT |
| Citroen | car | C3 Pluriel | 1.1/1.4 8V | Johnson Valeo | | | | R/W | OBD | | |
| Citroen | car | C3 Pluriel | 1.6 16V | Bosch | ME7.4.4 | C167 | 29F400 | R/W | OBD | | |
| Citroen | car | C4 Cactus | 1.5 100cv | Bosch | MD1CS003 | TC298 | AURIX | R/W | | BENCH | |
| Citroen | car | C4 Cactus | 1.2 PureTech | Valeo | V46.11 | SH72544 | RENASAS | R/W | OBD | | |
| Citroen | car | C4 Space Tourer | 1.5 130cv | Bosch | MD1CS003 | TC298 | AURIX | R/W | | BENCH | |
| Citroen | car | C4 | 1.6i HDI | Bosch | EDC16C0 | | | R/W | OBD | BENCH | JTAG |
| Citroen | car | C4 | 1.6i HDI | Bosch | EDC16C8 | | | R/W | OBD | BENCH | JTAG |
| Citroen | car | C4 | 1.6i HDI | Bosch | EDC16C3/9 | | | R/W | OBD | BENCH | JTAG |
| Citroen | car | C4 | 1.6i HDI | Bosch | EDC16C34 | | | R/W | OBD | BENCH | JTAG |
| Citroen | car | C4 | 1.6i HDI | Bosch | EDC17C10 | | | W | OBD | BENCH | BOOT |
| Citroen | car | C4 | 1.6i HDI | Siemens | SID807 | | | W | OBD | | BOOT |
| Citroen | car | C4 | 1.4/2.0i 16V GTI | Marelli | 6LPA/C | | | R/W | OBD | | BOOT |
| Citroen | car | C4 | 2.0i 16V GTI | Marelli | 6KPB | | | R/W | OBD | | BOOT |
| Citroen | car | C4 | 1.6i 16V | Bosch | ME7.4.4 | | | R/W | OBD | | |
| Citroen | car | C4 | 1.6i 16V | Bosch | ME7.4.5 | | | R/W | OBD | | |
| Citroen | car | C4 | 1.6i 16V | Bosch | MED17.4 | | | R/W | OBD | | |
| Citroen | car | C4 | 2.0i HDI | Siemens | SID803A | | | R/W | OBD | BENCH | JTAG |
| Citroen | car | C4 | 2.0i HDI | Delphi | DCM3.4 | | | R/W | OBD | | |
| Citroen | car | C4 | 2.0i HDI | Delphi | DCM3.5 | | | R/W | OBD | | |
| Citroen | car | C4 | 2.0i BlueHDI | Delphi | DCM6.2A | SPC5674 | | R/W | OBD | | BOOT + JTAG |
| Citroen | car | C5 | 1.6i HDI | Bosch | EDC16C0 | | | R/W | OBD | BENCH | JTAG |
| Citroen | car | C5 | 1.6i HDI | Bosch | EDC16C8 | | | R/W | OBD | BENCH | JTAG |
| Citroen | car | C5 | 1.6i HDI | Bosch | EDC16C3/9 | | | R/W | OBD | BENCH | JTAG |
| Citroen | car | C5 | 1.6i HDI | Bosch | EDC16C34 | | | R/W | OBD | BENCH | JTAG |
| Citroen | car | C5 | 1.6i HDI | Siemens | SID807 | | | W | OBD | | BOOT |
| Citroen | car | C5 | 2.0/2.2i HDI | Bosch | EDC15C2 | | | R/W | OBD | | |
| Citroen | car | C5 | 2.0i HDI | Siemens | SID801 | | | R/W | OBD | BENCH | BOOT |
| Citroen | car | C5 | 2.0i HDI | Siemens | SID801A | | | R/W | OBD | BENCH | BOOT |
| Citroen | car | C5 | 2.0i HDI | Siemens | SID802 | | | R/W | OBD | BENCH | BOOT |
| Citroen | car | C5 | 2.0i HDI | Siemens | SID803A | | | R/W | OBD | BENCH | JTAG |
| Citroen | car | C5 | 2.7i HDI | Siemens | SID201 | | | W | OBD | | JTAG |
| Citroen | car | C5 | 2.0i HDI | Delphi | DCM3.4 | | | R/W | OBD | | |

WEBSITE:www.dfb-technology.com

Email:info@dfb-technology.com

Notice: Please send email to us for qutation if you want learn this tool

| | | | | | | | | | | |
|---------|-----|---------------|--------------------|---------|-----------|---------|-----|-----|-------|-------------|
| Citroen | car | C5 | 2.0l HDI | Delphi | DCM3.5 | | R/W | OBD | | |
| Citroen | car | C5 | 2.0l BlueHDI | Delphi | DCM6.2A | SPC5674 | R/W | OBD | | BOOT + JTAG |
| Citroen | car | C5 | 2.0l 16V GTI | Marelli | 6LPA/C | | R/W | OBD | | BOOT |
| Citroen | car | C5 | 2.0l 16V GTI | Marelli | 6KPB | | R/W | OBD | | BOOT |
| Citroen | car | C5 | 3.0l V6 | Bosch | ME7.4.4 | | R/W | OBD | | |
| Citroen | car | C5 | 3.0l V6 | Bosch | ME7.4.7 | | R/W | OBD | | |
| Citroen | car | C5 | 2.0 HDI 180 cv | Delphi | DCM7.1A | | R/W | | | BOOT |
| Citroen | car | C5 Aircross | 2.0 HDI 180 cv | Delphi | DCM7.1A | | R/W | | | BOOT |
| Citroen | car | C5 Aircross | 1.6 THP | Bosch | MG1CS042 | TC298 | R/W | | BENCH | |
| Citroen | car | C5 Aircross | 1.5 130cv | Bosch | MD1CS003 | TC298 | R/W | | BENCH | |
| Citroen | car | C6 | 2.0l 16V GTI | Marelli | 6LPA/C | | R/W | OBD | | BOOT |
| Citroen | car | C6 | 2.0l 16V GTI | Marelli | 6KPB | | R/W | OBD | | BOOT |
| Citroen | car | C6 | 2.2l HDI | Bosch | EDC16CP39 | | R/W | OBD | BENCH | JTAG |
| Citroen | car | C6 | 3.0l V6 | Bosch | ME7.4.7 | | R/W | OBD | | |
| Citroen | car | C8 | 2.0/2.2l HDI | Bosch | EDC15C2 | | R/W | OBD | | |
| Citroen | car | C8 | 2.0l 16V GTI | Marelli | 6LPA/C | | R/W | OBD | | BOOT |
| Citroen | car | C8 | 2.0l 16V GTI | Marelli | 6KPB | | R/W | OBD | | BOOT |
| Citroen | car | C8 | 3.0l V6 | Bosch | ME7.4.4 | | R/W | OBD | | |
| Citroen | car | C8 | 2.0l HDI | Siemens | SID803A | | R/W | OBD | BENCH | JTAG |
| Citroen | car | C8 | 2.2l HDI | Bosch | EDC16CP39 | | R/W | OBD | BENCH | JTAG |
| Citroen | car | C-Crosser | 2.2l HDI | Bosch | EDC16CP39 | | R/W | OBD | BENCH | JTAG |
| Citroen | car | C-Elysee | 1.2 PureTech | Valeo | V46.11 | SH72544 | R/W | OBD | | |
| Citroen | car | DS3 | 1.6l HDI | Bosch | EDC17C10 | | W | OBD | BENCH | BOOT |
| Citroen | car | DS3 | 1.6l HDI | Siemens | SID807 | | W | OBD | | BOOT |
| Citroen | car | DS3 | 1.2 PureTech | Valeo | V46.11 | SH72544 | R/W | OBD | | |
| Citroen | car | DS3 | 1.2 THP GPF | Bosch | MG1CS032 | SPC58 | R/W | | BENCH | |
| Citroen | car | DS4 | 1.6l HDI | Siemens | SID807 | | W | OBD | | BOOT |
| Citroen | car | DS4 | 2.0l HDI | Delphi | DCM3.5 | | R/W | OBD | | |
| Citroen | car | DS4 | 2.0l BlueHDI | Delphi | DCM6.2A | SPC5674 | R/W | OBD | | BOOT + JTAG |
| Citroen | car | DS4 | 2.0l BlueHDI 180cv | Delphi | DCM7.1A | | R/W | | | BOOT |
| Citroen | car | DS5 | 1.6 HDI | Siemens | SID807 | | W | OBD | | BOOT |
| Citroen | car | DS5 | 2.0l HDI | Delphi | DCM3.5 | | R/W | OBD | | |
| Citroen | car | DS5 | 2.0l BlueHDI | Delphi | DCM6.2A | SPC5674 | R/W | OBD | | BOOT + JTAG |
| Citroen | car | DS5 | 2.0l BlueHDI | Delphi | DCM7.1A | | R/W | | | BOOT |
| Citroen | car | DS7 Crossback | 2.0l BlueHDI | Delphi | DCM7.1A | | R/W | | | BOOT |
| Citroen | car | Evasion | 2.0l HDI | Bosch | EDC15C2 | | R/W | OBD | | |
| Citroen | car | Jumper | 2.2l HDI | Visteon | DCU102 | | R/W | OBD | | BOOT |
| Citroen | car | Jumper | 2.0/2.2l HDI | Bosch | EDC15C2 | | R/W | OBD | | |
| Citroen | car | Jumper | 2.8l HDI | Bosch | EDC15C7 | | R/W | OBD | | |
| Citroen | car | Jumper | 3.0l HDI | Bosch | EDC16C39 | | R/W | OBD | BENCH | JTAG |
| Citroen | car | Jumper | 2.0l BlueHDI | Delphi | DCM6.2A | SPC5674 | R/W | OBD | | BOOT + JTAG |
| Citroen | car | Jumper | 2.0l BlueHDI | Delphi | DCM6.2C | SPC5674 | R/W | OBD | | BOOT + JTAG |
| Citroen | car | Jumper | 2.0l BlueHDI | Delphi | DCM7.1B | | R/W | | | BOOT |
| Citroen | car | Jumpy | 2.0l HDI | Bosch | EDC15C2 | | R/W | OBD | | |
| Citroen | car | Jumpy | 2.0l HDI | Siemens | SID803A | | R/W | OBD | BENCH | JTAG |
| Citroen | car | Jumpy | 2.0l HDI | Delphi | DCM3.5 | | R/W | OBD | | |
| Citroen | car | Jumpy | 2.0l BlueHDI | Delphi | DCM6.2A | SPC5674 | R/W | OBD | | BOOT + JTAG |
| Citroen | car | Jumpy | 2.0l BlueHDI | Delphi | DCM6.2C | SPC5674 | R/W | OBD | | BOOT + JTAG |
| Citroen | car | Jumpy | 2.0l BlueHDI | Delphi | DCM7.1A | | R/W | | | BOOT |
| Citroen | car | Nemo | 1.4l 8V | Valeo | Johnson | | R/W | OBD | | |
| Citroen | car | Nemo | 1.4l HDI | Bosch | EDC16C34 | | W | OBD | BENCH | JTAG |
| Citroen | car | Nemo | 1.3l HDI | Marelli | 8F | | R/W | OBD | BENCH | JTAG |
| Citroen | car | Picasso | 2.0l HDI | Siemens | SID801 | | R/W | OBD | BENCH | BOOT |
| Citroen | car | Picasso | 2.0l HDI | Siemens | SID801A | | R/W | OBD | BENCH | BOOT |
| Citroen | car | Picasso | 2.0l HDI | Siemens | SID802 | | R/W | OBD | BENCH | BOOT |
| Citroen | car | Picasso | 2.0l HDI | Bosch | EDC15C2 | | R/W | OBD | | |
| Citroen | car | Relay | 2.0l BlueHDI | Delphi | DCM6.2A | SPC5674 | R/W | OBD | | BOOT + JTAG |
| Citroen | car | Relay | 2.0l BlueHDI | Delphi | DCM6.2C | SPC5674 | R/W | OBD | | BOOT + JTAG |
| Citroen | car | Saxo | 1.4l HDI | Siemens | SID804 | | R/W | OBD | BENCH | BOOT |
| Citroen | car | Saxo | 1.1l 8V | Bosch | M7.4.4 | | R/W | OBD | | |
| Citroen | car | Saxo | 1.6l 16V | Bosch | ME7.4.4 | | R/W | OBD | | |
| Citroen | car | Saxo | 1.6l 16V | Marelli | 48P | | W | OBD | | |

WEBSITE:www.dfb-technology.com

Email:info@dfb-technology.com

Notice: Please send email to us for quotation if you want learn this tool

| | | | | | | | | | | |
|---------|-----|---------------|----------|---------|-----------------|-----------------------------|-----|--------|-----------------|----------------|
| Citroen | car | Saxo | 1.6l 16V | Marelli | 48P2 | | R/W | OBD | | |
| Citroen | car | Synergie | 2.0l HDI | Bosch | EDC15C2 | | R/W | OBD | | |
| Citroen | car | SpaceTourer | 2.0l HDI | Delphi | DCM6.2 | SPC5674 | R/W | OBD | | BOOT + JTAG |
| Citroen | car | SpaceTourer | 2.0l HDI | Delphi | DCM7.1A | | R/W | | | BOOT |
| Citroen | car | Xantia | 2.0l HDI | Siemens | SID801 | | R/W | OBD | BENCH | BOOT |
| Citroen | car | Xantia | 2.0l HDI | Siemens | SID801A | | R/W | OBD | BENCH | BOOT |
| Citroen | car | Xantia | 2.0l HDI | Siemens | SID802 | | R/W | OBD | BENCH | BOOT |
| Citroen | car | Xantia | 2.0l HDI | Bosch | EDC15C2 | | R/W | OBD | | |
| Citroen | car | Xsara | 1.6l 16V | Bosch | ME7.4.4 | | R/W | OBD | | |
| Citroen | car | Xsara | 2.0l HDI | Siemens | SID801 | | R/W | OBD | BENCH | BOOT |
| Citroen | car | Xsara | 2.0l HDI | Siemens | SID801A | | R/W | OBD | BENCH | BOOT |
| Citroen | car | Xsara | 2.0l HDI | Siemens | SID802 | | R/W | OBD | BENCH | BOOT |
| Citroen | car | Xsara | 2.0l HDI | Bosch | EDC15C2 | | R/W | OBD | | |
| Citroen | car | Xsara Picasso | 2.0l HDI | Siemens | SID801 | | R/W | OBD | BENCH | BOOT |
| Citroen | car | Xsara Picasso | 2.0l HDI | Siemens | SID801A | | R/W | OBD | BENCH | BOOT |
| Citroen | car | Xsara Picasso | 2.0l HDI | Siemens | SID802 | | R/W | OBD | BENCH | BOOT |
| Citroen | car | Xsara Picasso | 2.0l HDI | Bosch | EDC15C2 | | R/W | OBD | | |
| Citroen | car | Xsara Picasso | 1.6l HDI | Bosch | EDC16C0/8 | | R/W | OBD | BENCH | JTAG |
| Citroen | car | Xsara Picasso | 1.6l HDI | Bosch | EDC16C3/9 | | R/W | OBD | BENCH | JTAG |
| Citroen | car | Xsara Picasso | 1.6l HDI | Bosch | EDC16C34 | | R/W | OBD | BENCH | JTAG |
| Citroen | car | DS7 | 1.6 THP | Bosch | MG1CS042 | TC298 | R/W | | BENCH | |
| Citroen | car | 508 | 2.0 HDI | DELPHI | DCM7.1A | | R/W | | | BOOT |
| Citroen | car | | | Bosch | EDC15C2 1 plug | C167 29F400BT | R/W | K-line | EEPROM | BENCH |
| Citroen | car | | | Bosch | EDC15C2 3 plugs | C167 29F400BT | R/W | K-line | EEPROM | BENCH |
| Citroen | car | | | Bosch | M7.4.4 | 29F400BB | R/W | K-line | EEPROM 95080 | BENCH |
| Citroen | car | | | Bosch | ME7.4.4 | 29F400BB | R/W | K-line | EEPROM 95160 | BENCH |
| Citroen | car | | | Bosch | ME7.4.5 | ST10F275 | R/W | K-line | EEPROM 95320 | BENCH |
| Citroen | car | | | Bosch | M7.9.5 | ST10F275 | R/W | K-line | | BENCH |
| Citroen | car | | | Bosch | ME7.9.5 | ST10F275 | R/W | K-line | | BENCH |
| Citroen | car | | | Marelli | 6F3 | MPC563/M58BW016xB/S29CL016x | R/W | K-line | EEPROM 95320 | BENCH JTAG |
| Citroen | car | | | Marelli | 6F3 | MPC563/M58BW016xB/S29CL016x | R/W | CAN | EEPROM 95320 | BENCH JTAG |
| Citroen | car | | | Marelli | 8F | MPC565 | R/W | K-line | EEPROM 95640 | OBD BENCH JTAG |
| Citroen | car | | | Marelli | 8F | MPC565 | R/W | CAN | EEPROM 95640 | OBD BENCH JTAG |
| Citroen | car | | | Marelli | 9GF.Tx | ST SPC564A | R/W | CAN | EEPROM 95640 | BENCH JTAG |
| Citroen | car | | | Siemens | SID801 | C167 29F400BB | R/W | K-line | EEPROM 93C56 | OBD BENCH BOOT |
| Citroen | car | | | Siemens | SID801A | C167 29F400BB | R/W | K-line | EEPROM 93C56 | OBD BENCH BOOT |
| Citroen | car | | | Siemens | SID802 | C167 29F400BB | R/W | K-line | EEPROM 93C56 | OBD BENCH BOOT |
| Citroen | car | | | Siemens | SID803A | AM29BDD160xB / S29CDD016 | R/W | K-line | EEPROM 95320 | OBD BENCH JTAG |
| Citroen | car | | | Siemens | SID803A | AM29BDD160xB / S29CDD016 | R/W | CAN | EEPROM 95320 | OBD BENCH JTAG |
| Citroen | car | | | Siemens | SID804 | C167 29F400BB | R/W | K-line | EEPROM 93C56 | OBD BENCH BOOT |
| Citroen | car | | | Siemens | SID805 | C167 29F400BB | R/W | CAN | EEPROM 93C56 | BENCH BOOT |
| Citroen | car | | | Siemens | SID806 | C167 29F400BB | R/W | CAN | EEPROM 93C56 | BENCH BOOT |
| Citroen | car | | | Bosch | EDC16C3 | MPC555/556 | R/W | | EEPROM | BENCH JTAG |
| Citroen | car | | | Bosch | EDC16C34 | MPC561/562 | R/W | | EEPROM | BENCH JTAG |
| Citroen | car | | | Bosch | EDC16C39 | MPC561/562 | R/W | | EEPROM | BENCH JTAG |
| Citroen | car | | | Bosch | EDC16CP39 | MPC563/564 | R/W | | EEPROM | BENCH JTAG |
| Citroen | car | | | Bosch | M7.4.4 | C167 | R/W | | 29F400 | BOOT |
| Citroen | car | | | Bosch | ME7.4.5 | ST10F275 | R/W | | | BOOT |
| Citroen | car | | | Bosch | ME7.4.6 | C167 | R/W | | 29F400 | BOOT |
| Citroen | car | | | Bosch | ME7.4.7 | C167 | R/W | | 29F800 | BOOT |
| Citroen | car | | | Bosch | ME7.9.5 | ST10F275 | R/W | | | BOOT |
| Citroen | car | | | Bosch | ME7.9.52 | ST10F275 | R/W | | | BOOT |
| Citroen | car | | | Marelli | 6LP | ST10F280 | R/W | | | OBD BOOT |
| Citroen | car | | | Marelli | 6LP | ST10F296 | R/W | | | OBD BOOT |
| Citroen | car | | | Sagem | S2000 S2PM | C167 | R/W | | 29F200 / 29F400 | BOOT |
| Citroen | car | | | Siemens | SID801 | C167 | R/W | | 29F200 / 29F400 | OBD BENCH BOOT |
| Citroen | car | | | Siemens | SID802 | C167 | R/W | | 29F200 / 29F400 | OBD BENCH BOOT |
| Citroen | car | | | Siemens | SID804 | C167 | R/W | | 29F200 / 29F400 | OBD BENCH BOOT |
| Citroen | car | | | Siemens | SID805 | C167 | R/W | | 29F200 / 29F400 | BENCH BOOT |
| Citroen | car | | | Siemens | SID806 | C167 | R/W | | 29F200 / 29F400 | BENCH BOOT |
| Citroen | car | | | Visteon | J34 | ST10 | R/W | | | BOOT |
| Citroen | car | | | Visteon | V34 | ST10 | R/W | | | BOOT |

| | | | | | | | | | | |
|---------|---------|-----------|---------------------|---------------------|----------------------|----------|--------|--------|-----------|-------------|
| Citroen | car | | | Visteon Fomoco | DCU-10x | ST10F276 | | R/W | | BOOT |
| Citroen | car | | | Delphi | DCM3.5 | MPC5566 | EEPROM | R/W | | JTAG |
| Citroen | car | | | Delphi | DCM6.2A | SPC5674 | EEPROM | R/W | OBD | BOOT + JTAG |
| Citroen | car | | | Delphi | DCM6.2C | SPC5674 | EEPROM | R/W | OBD | BOOT + JTAG |
| Citroen | car | | | Delphi | DCM6.2A | SPC5674 | EEPROM | R/W | OBD | BOOT + JTAG |
| Citroen | car | | | Delphi | DCM6.2C | SPC5674 | EEPROM | R/W | OBD | BOOT + JTAG |
| Citroen | car | | | Bosch | EDC16 | | | R/W | OBD BENCH | JTAG |
| Citroen | TCU | C3 | | Siemens | TA2005 | | | | | BOOT |
| Citroen | TCU | C3 | | Siemens | SIM82 | | | | | BOOT |
| Citroen | TCU | C3 | | Siemens | SIM821 | | | | | BOOT |
| Citroen | TCU | C4 | | Siemens | TA2005 | | | | | BOOT |
| Citroen | TCU | C4 | | Marelli | CMP-6 CFC300 | | | | | |
| Citroen | TCU | C5 | | Siemens | TA2000 | | | | | BOOT |
| Citroen | TCU | C8 | | Siemens | TA2000 | | | | | BOOT |
| Citroen | TCU | C-CROSSER | GETRAG MPS6 | Continental Temic | 6DCT470 | | | | | BENCH |
| Citroen | car | | | Bosch | EDC17CP11 | TC1796 | EEPROM | R/W | | BENCH BOOT |
| Citroen | car | | | Bosch | EDC17CP42 | TC1797 | EEPROM | R/W | | BENCH BOOT |
| Citroen | car | | | Bosch | EDC17C10 | TC1796 | EEPROM | R/W | OBD | BENCH BOOT |
| Citroen | car | | | Bosch | EDC17C10 | TC1797 | EEPROM | R/W | OBD | BENCH BOOT |
| Citroen | car | | | Bosch | EDC17C60 | TC1793 | EEPROM | R/W | | BENCH BOOT |
| Citroen | car | | | Bosch | EDC17C41 | TC1797 | EEPROM | R/W | | BENCH BOOT |
| Citroen | car | | | Bosch | MEG17.9.52 | TC1782 | EEPROM | R/W | | BOOT |
| Citroen | car | | | Bosch | MEV17.2 | TC1796 | EEPROM | R/W | | BOOT |
| Citroen | car | | | Bosch | MEV17.4 | TC1766 | EEPROM | R/W | | BOOT |
| Citroen | car | | | Bosch | MEVD1722 | TC1797 | EEPROM | R/W | | BOOT |
| Citroen | car | | | Bosch | MED17 | TC1796 | EEPROM | R/W | | BOOT |
| Citroen | car | | | Bosch | MED17 | TC1766 | EEPROM | R/W | | BENCH BOOT |
| Citroen | car | | | Bosch | MED17.2 | TC1766 | EEPROM | R/W | | BENCH BOOT |
| Citroen | car | | | Bosch | MEVD17.2.7 | TC1797 | EEPROM | R/W | | BENCH BOOT |
| Citroen | car | | | Bosch | MEVD17.4.4 | TC1793 | EEPROM | R/W | | BENCH BOOT |
| Citroen | car | | | Bosch | MED17.2.2 | TC1767 | EEPROM | R/W | | BOOT |
| Citroen | car | | | Bosch | MEV17.2.2 | TC1767 | EEPROM | R/W | | BOOT |
| Citroen | car | | | Bosch | MEV17.4.2 | TC1767 | EEPROM | R/W | | BOOT |
| Citroen | car | | | Bosch | MED17.4 | TC1796 | EEPROM | R/W | | BOOT |
| Citroen | car | | | Bosch | MED17.4 | TC1766 | EEPROM | R/W | | BOOT |
| Citroen | car | | | Bosch | MED17.4.4 | TC1793 | EEPROM | R/W | | BENCH BOOT |
| Citroen | car | | | Bosch | MED17.4.2 | TC1767 | EEPROM | R/W | | BOOT |
| Citroen | car | | | Siemens Continental | SID807 | TC1797 | EEPROM | R/W | OBD | BOOT |
| Citroen | car | | | Siemens Continental | SID807 | TC1796 | EEPROM | R/W | OBD | BOOT |
| Citroen | car | | | Siemens Continental | SID208 | TC1797 | EEPROM | R/W | | BOOT |
| Citroen | car | | | Bosch | HV17.4 HCU1 / HCU2 | TC1797 | EEPROM | R/W | | BENCH |
| Citroen | car | | | Bosch | HV17.4.1 HCU1 / HCU2 | TC1797 | EEPROM | R/W | | BENCH |
| Citroen | car | | | Bosch | EDC15 | | | R/W | | BOOT |
| Citroen | car | | | Bosch | EDC15C2 | C167 | 29F400 | R/W | | BOOT |
| Claas | tractor | 656 RZ | 6.8l | Phoenix | L12 | | | R/W | OBD | |
| Claas | tractor | Ares | 697 | Phoenix | L14 | | | R/W | OBD | |
| Claas | tractor | Ares | 680 | Phoenix | L16 | | | R/W | OBD | |
| Claas | tractor | Arion | 620/640 | Phoenix | L14 | | | R/W | OBD | |
| Claas | tractor | Arion | 420 | Phoenix | L16 | | | R/W | OBD | |
| Claas | tractor | Arion | 530/540/550 | Phoenix | L21 | | | R/W | OBD | |
| Claas | tractor | Arion | 620/630/640/650 | Phoenix | L21 | | | R/W | OBD | |
| Claas | tractor | Arion | 530/540/550 | Phoenix | L22 | | | R/W | OBD | |
| Claas | tractor | Arion | 620/630/640/650 | Phoenix | L22 | | | R/W | OBD | |
| Claas | tractor | Arion | 530/540/550 | Phoenix | L23 | | | R/W | OBD | |
| Claas | tractor | Arion | 620/630/640/650 | Phoenix | L23 | | | R/W | OBD | |
| Claas | tractor | Arion | 510/530/550 | Phoenix | L33 | | | R/W | OBD | |
| Claas | tractor | Arion | 510/530/550 | Phoenix | L34 | | | R/W | OBD | |
| Claas | tractor | Arion | 610/650/660 | Phoenix | L33 | | | R/W | OBD | |
| Claas | tractor | Arion | 610/650/660 | Phoenix | L34 | | | R/W | OBD | |
| Claas | tractor | Arion | 410/460 | Bosch | MD1CE101 | | | R/VR/W | OBD BENCH | |
| Claas | tractor | Axion | 810/820/830/840/850 | Phoenix | L14 | | | R/W | OBD | |
| Claas | tractor | Axion | 810/820/830/840/850 | Phoenix | L16 | | | R/W | OBD | |

WEBSITE:www.dfb-technology.com

Email:info@dfb-technology.com

Notice: Please send email to us for quotation if you want learn this tool

| | | | | | | | | | | |
|---------------|---------|-----------|---------------------|---------------------|-------------------------------------|-----------------------------|------------------------|-----|-----------------|----------------|
| Claas | tractor | Axion | 810/820/830/840/850 | Bosch | EDC17CV41 | | R/W | OBD | BENCH | BOOT |
| Claas | tractor | Axion | 920/930/940/950 | Bosch | EDC17CV41 | | R/W | OBD | BENCH | BOOT |
| Claas | tractor | Elios | 210/220/230/240 | Bosch | EDC17C49 | | R/W | OBD | BENCH | BOOT |
| Claas | tractor | Jaguar | 830/850/870/890/900 | Temic | 29F200/29F400 | | R/W | OBD | | BOOT |
| Claas | tractor | Lexion | 580/580TT | Temic | 29F200/29F400 | | R/W | OBD | | BOOT |
| Claas | tractor | Lexion | 630 | Adem | Adem4 CR Engine CAT C9 Common Rail | | W | OBD | | JTAG |
| Claas | tractor | Lexion | 640 | Adem | Adem4 CR Engine CAT C9 Common Rail | | W | OBD | | JTAG |
| Claas | tractor | Lexion | 660 | Adem | Adem4 CR Engine CAT C9 Common Rail | | W | OBD | | JTAG |
| Claas | tractor | Lexion | 670 | Adem | Adem4 CR Engine CAT C9 Common Rail | | W | OBD | | JTAG |
| Claas | tractor | Lexion | 740 | Adem | Adem4 CR Engine CAT C13 Common Rail | | W | OBD | | JTAG |
| Claas | tractor | Lexion | 750 | Adem | Adem4 CR Engine CAT C13 Common Rail | | W | OBD | | JTAG |
| Claas | tractor | Lexion | 760 | Adem | Adem4 CR Engine CAT C13 Common Rail | | W | OBD | | JTAG |
| Claas | tractor | Medion | 310 | Temic | 29F200/29F400 | | R/W | OBD | | BOOT |
| Claas | tractor | Mega | 350 | Temic | 29F200/29F400 | | R/W | OBD | | BOOT |
| Claas | tractor | Tucano | 430 | Temic | 29F200/29F400 | | R/W | OBD | | BOOT |
| Claas | tractor | Xerion | 5000 | Adem | Adem4 | | W | OBD | | JTAG |
| Claas | truck | | | Continental | ACM | TC1796 | EEPROM | R/W | K-line | BENCH |
| Claas | truck | | | Continental | MCM2 | TC1797 | EEPROM | R/W | K-line | BENCH |
| Claas | truck | | | Continental | MCM2.1 | TC1797 | EEPROM | R/W | K-line | BENCH |
| Claas | truck | | | Temic | Temic ECU Euro 1/2 | C167 29F200 | EEPROM M93C66 | R/W | K-line | OBD BENCH BOOT |
| Claas | truck | | | Temic | Temic ECU Euro 3/4/5 | C167 29F200 / 400 MCUXC2287 | EEPROM M93C86 / M95640 | R/W | L-line + K-line | OBD BENCH BOOT |
| Claas | tractor | | | Bosch | EDC7UC31 | MPC561/562 | EEPROM | R/W | | BENCH JTAG |
| Claas | tractor | | | Bosch | EDC17CV41 | TC1797 | EEPROM | R/W | | BENCH BOOT |
| Claas | tractor | | | Bosch | EDC17CV42 | TC1797 | EEPROM | R/W | | BENCH BOOT |
| Claas | tractor | | | Bosch | EDC17C53 | TC1767 | EEPROM | R/W | | BENCH BOOT |
| Claas | tractor | | | Continental | MCM2.1 | TC1797 | EEPROM | R/W | K-line | BENCH |
| Corvette | car | C5 | 5.7l E3 | Delco | LS1 ** VPW ** | | R/W | OBD | | |
| Corvette | car | C5 | 5.7l E3 | Delphi | LS1 ** VPW ** | | R/W | OBD | | |
| Corvette | car | C6 | 6.0l E4 | Delphi | LS2 | | R/W | OBD | | |
| Corvette | car | C6 | 6.2l E5 | Delphi | LS3 | | R/W | OBD | | |
| Corvette | car | C6 | 6.2l | Delco | E38 | | R/W | OBD | | |
| Corvette | car | Z06 | 7.0l E5 | Delphi | LS3 | | R/W | OBD | | |
| Cummins | car | | | Continental | CM2200 | MPC55xx | EEPROM | R/W | | JTAG |
| Cummins | car | | | Cummins | CM2350 | Int.Flash | / | R/W | | JTAG |
| Cummins | car | | | Cummins | CM2350B | Int.Flash | / | R/W | | JTAG |
| Cummins | truck | | | Bosch | EDC7C1 | MPC555/6 | R/W | | | JTAG |
| Cummins CM850 | truck | | | Delphi | | MPC5xx | R/W | | | JTAG |
| Cupra | car | Ateca | 2.0 TFSI | Bosch | MG1CS001 | SPC5777 | FREESCALE | R/W | | BENCH |
| Cupra | car | Formentor | 1.5 TFSI | Bosch | MG1CS011 | SPC5777 | FREESCALE | R/W | | BENCH |
| Cupra | car | Formentor | 1.5 TFSI | Bosch | MG1CS011 | TC298 | AURIX | R/W | | BENCH |
| Cupra | car | Ateca | 2.0 TFSI | Bosch | MG1CS111 | SPC5777 | FREESCALE | R/W | | BENCH |
| Dacia | car | Dokker | 1.5l DCI | Bosch | EDC17C42 | | R/W | OBD | BENCH | BOOT |
| Dacia | car | Dokker | 1.5 DCI EU6d | Bosch | MD1CS006 | TC298 | AURIX | R/W | | BENCH |
| Dacia | car | Duster | 1.5l DCI E3/E4 | Delphi | DDCR | | R/W | OBD | | |
| Dacia | car | Duster | 1.5l DCI | Delphi | DCM3.4 | | R/W | OBD | | |
| Dacia | car | Duster | 1.5l DCI | Siemens Continental | SID305 | | R/W | OBD | | BOOT |
| Dacia | car | Duster | 1.5l DCI | Siemens Continental | SID307 | | R/W | OBD | | BOOT |
| Dacia | car | Duster | 1.5l DCI | Siemens Continental | SID310 | | R/W | OBD | | BOOT |
| Dacia | car | Duster | 1.6/2.0l 16V | Valeo | V40 | | R/W | OBD | | |
| Dacia | car | Duster | 1.5 DCI EU6d | Bosch | MD1CS006 | TC298 | AURIX | R/W | | BENCH |
| Dacia | car | Lodgy | 1.6l DCi | Siemens Continental | SID306 | | R/W | OBD | | BOOT |
| Dacia | car | Lodgy | 1.5l DCi | Bosch | EDC17C42 | | R/W | OBD | BENCH | BOOT |
| Dacia | car | Logan | 1.5l DCI E3/E4 | Delphi | DDCR | | R/W | OBD | | |
| Dacia | car | Logan | 1.2/1.4/1.6l | Siemens | Sirius 32 | | R/W | OBD | | |
| Dacia | car | Logan | 1.2/1.4/1.6l | Siemens | Sirius 34 | | R/W | OBD | | |
| Dacia | car | Sandero | 1.5l DCI E3/E4 | Delphi | DDCR | | R/W | OBD | | |
| Dacia | car | Sandero | 1.5l DCI | Delphi | DCM3.4 | | R/W | OBD | | |
| Dacia | car | Sandero | 1.5l DCI | Bosch | EDC17C42 | | R/W | OBD | BENCH | BOOT |
| Dacia | car | Sandero | 1.2/1.4/1.6l | Siemens | Sirius 32 | | R/W | OBD | | |
| Dacia | car | Sandero | 1.2/1.4/1.6l | Siemens | Sirius 34 | | R/W | OBD | | |
| Dacia | car | Sandero | 1.6l 16V | Valeo | V40 | | R/W | OBD | | |
| Dacia | car | Sandero | 1.6l 16V | Valeo | V42 | | R/W | OBD | | |

| | | | | | | | | | | | |
|------------|-----------|--------------|----------------------|---------------------|-----------------|---------------|-----------------|-----|--------|-----|------------|
| Dacia | car | Sandero | 0.9l 12V | Valeo | V50 | | | R/W | | OBD | |
| Dacia | car | Solenza | 1.2/1.4/1.6l | Siemens | Sirius 32 | | | R/W | | OBD | |
| Dacia | car | Solenza | 1.2/1.4/1.6l | Siemens | Sirius 34 | | | R/W | | OBD | |
| Dacia | car | | | Siemens | Sirius32 | C167 29F200BB | EEPROM emulated | R/W | K-line | | BENCH |
| Dacia | car | | | Siemens Continental | EMS3132 | C167 29F200BB | EEPROM emulated | R/W | K-line | | BENCH |
| Dacia | car | | | Bosch | EDC17C84 | TC1782 | EEPROM | R/W | | | BENCH BOOT |
| Dacia | car | | | Bosch | EDC17C42 | TC1767 | EEPROM | R/W | | | BENCH BOOT |
| Daewoo | car | | | Delphi | MT60 | TC1766 | EEPROM | R/W | | | BOOT |
| Daewoo | car | | | Siemens | M300 B10D | C167 | 29F200 / 29F400 | R/W | | | BOOT |
| Daewoo | car | | | Siemens | D52 | C167 | 29F200 / 29F400 | R/W | | | BOOT |
| DAF | truck | Bus BMC 220 | Cummins | Bosch | EDC7C3 | | | R/W | | OBD | JTAG |
| DAF | truck | Bus SMC 275 | Cummins | Bosch | EDC7C3 | | | R/W | | OBD | JTAG |
| DAF | truck | LF 45 | Cummins | Bosch | EDC7C3 | | | R/W | | OBD | JTAG |
| DAF | truck | LF 45 | Cummins | Motorola | CM850 | | | R/W | | OBD | |
| DAF | truck | LF 55 | Cummins | Bosch | EDC7C3 | | | R/W | | OBD | JTAG |
| DAF | truck | LF 55 | Cummins | Motorola | CM850 | | | R/W | | OBD | |
| DAF | truck | LF 55 | Cummins | Delphi | ETC3 | | | R/W | | OBD | |
| DAF | truck | CF 55 | Cummins | Delphi | ETC3 | | | R/W | | OBD | |
| DAF | truck | CF 65 | Cummins | Bosch | EDC7C3 | | | R/W | | OBD | JTAG |
| DAF | truck | CF 65 | Cummins | Motorola | CM850 | | | R/W | | OBD | |
| DAF | truck | CF 75 | 310/360 HP | Bosch | MS6.2 | | | R/W | | OBD | |
| DAF | truck | CF 85 | 340/380/430/480 HP | Bosch | MS6.2 | | | R/W | | OBD | |
| DAF | truck | CF 85 | | Delphi | DMCI (CAN) | | | R/W | | OBD | |
| DAF | truck | XF 95 | 380/430/480/530 HP | Bosch | MS6.2 | | | R/W | | OBD | |
| DAF | truck | XF 105 | E5 | Delphi | DMCI (CAN) | | | R/W | | OBD | |
| DAF | truck | XF 106 | E6 | Delphi | ETC3 | | | R/W | | OBD | |
| Daf | truck | | | Delphi | | MPC561/2 | M58BW016DB | R/W | | | JTAG |
| DAF | truck | | | Bosch | DCU15 EAS2 | C167 | | R/W | | | BOOT |
| DAF | truck | | | Continental | CM2150E | MPC55xx | EEPROM | R/W | | OBD | JTAG |
| DAF | truck | | | Continental | CM2250 | MPC55xx | EEPROM | R/W | | | JTAG |
| DAF | truck | | | Delphi | ETC3 | MPC55xx | EEPROM | R/W | | | JTAG |
| DAF | truck | | | Delphi | PCX | MPC55xx | EEPROM | R/W | | | JTAG |
| DAF | truck | | | Bosch | EDC7C1 | MPC555/6 | | R/W | | OBD | JTAG |
| DAF | TCU | XF105 | | ZF - WABCO | AS Tronic | | | | | | JTAG |
| Derbi | motorbike | GP1 | 250 | Marelli | Miu1 32 | | | R/W | | OBD | |
| Derbi | motorbike | Rambla | 250 | Marelli | Miu1 32 | | | R/W | | OBD | |
| Deutz | truck | | | Bosch | EDC16+ | MPC561/2 | M58BW016DB | R/W | | | BENCH JTAG |
| Deutz | car | | | Bosch | EDC7UC31 | MPC561/562 | EEPROM | R/W | | | BENCH JTAG |
| Deutz | car | | | Bosch | EDC16UC40 | MPC561/562 | EEPROM | R/W | | | BENCH JTAG |
| Deutz | tractor | | | Bosch | EDC17CV52 | TC1797 | EEPROM | R/W | | | BENCH BOOT |
| Deutz | tractor | | | Bosch | EDC17CV44/54/56 | TC1767 | EEPROM | R/W | | | BENCH BOOT |
| Deutz | tractor | | | Bosch | EDC17C53 | TC1767 | EEPROM | R/W | | | BENCH BOOT |
| Deutz Fahr | tractor | Agrofarm | 430 | Deutz | Heinzmann | | EEPROM | R/W | | OBD | |
| Deutz Fahr | tractor | Agrotron K | 430-610 | Deutz | Heinzmann | | EEPROM | R/W | | OBD | |
| Deutz Fahr | tractor | Agrotron K | 430-610 | Bosch | EDC16UC40 | | | R/W | | OBD | BENCH JTAG |
| Deutz Fahr | tractor | Agrotron M | 600-610-620 12V | Deutz | Heinzmann | | | R/W | | OBD | |
| Deutz Fahr | tractor | Agrotron M | 600-610-620 12V | Bosch | EDC16UC40 | | | R/W | | OBD | BENCH JTAG |
| Deutz Fahr | tractor | Agrotron M | 640-650 24V | Deutz | Heinzmann | | | R/W | | OBD | |
| Deutz Fahr | tractor | Agrotron M | 640-650 24V | Bosch | EDC16UC40 | | | R/W | | OBD | BENCH JTAG |
| Deutz Fahr | tractor | Agrotron TTV | 610-620-630 4V | Bosch | EDC16UC40 | | | R/W | | OBD | BENCH JTAG |
| Deutz Fahr | tractor | Agrotron TTV | 6140 | Bosch | EDC17CV52 | | | R/W | | OBD | |
| Deutz Fahr | tractor | Atlas | 4.0 TD | Bosch | EDC16UC40 | | | R/W | | OBD | BENCH JTAG |
| Deutz Fahr | tractor | Serie 5 | 3.6 D | Bosch | EDC77CV54 | | | R/W | | OBD | |
| Deutz Fahr | tractor | Serie 5 | 3.6 D | Bosch | EDC17CV56 | | | R/W | | OBD | |
| Deutz Fahr | tractor | Serie 5C | 3.6 D | Bosch | EDC77CV54 | | | R/W | | OBD | |
| Deutz Fahr | tractor | Serie 5C | 3.6 D | Bosch | EDC17CV56 | | | R/W | | OBD | |
| Dieci | tractor | Agri max | 4.5L 60.9 | Bosch | EDC17CV41 | | | R/W | | OBD | BENCH BOOT |
| Dieci | tractor | Agri plus | 4.5L 38.9 | Bosch | EDC7UC31 | | | R/W | | OBD | BENCH JTAG |
| Dieci | tractor | Agri plus | 4.5L 40.9 | Bosch | EDC17CV41 | | | R/W | | OBD | BENCH BOOT |
| Dieci | tractor | Agri star | 4.5L EVO2 40.7 130cv | Bosch | EDC7UC31 | | | R/W | | OBD | BENCH JTAG |
| Dieci | tractor | Agri star | 4.5L 38.10 130cv | Bosch | EDC17CV41 | | | R/W | | OBD | BENCH BOOT |
| Dodge | car | Avenger | 2.0l CRD | Bosch | EDC16U31 | | | R/W | | OBD | BENCH JTAG |

WEBSITE:www.dfb-technology.com

Email:info@dfb-technology.com

Notice: Please send email to us for quotation if you want learn this tool

| | | | | | | | | | | | |
|----------|-----------|--------------------|---------------|-------------------|-----------------------|------------|------------|-----|-----|-------|-------------|
| Dodge | car | Avenger | 2.0l | Continental | GPEC2A | SPC5674 | 95320 | R/W | | | BOOT |
| Dodge | car | Avenger | 2.4l | Continental | GPEC2A | SPC5674 | 95320 | R/W | | | BOOT |
| Dodge | car | Caliber | 2.0l CRD | Bosch | EDC16U31 | | | R/W | OBD | BENCH | JTAG |
| Dodge | car | Challenger | 5.7 V8 | Continental | GPEC2A | SPC5674 | 95320 | R/W | | | BOOT |
| Dodge | car | Challenger | 6.4 V8 | Continental | GPEC2A | SPC5674 | 95320 | R/W | | | BOOT |
| Dodge | car | Charger | 5.7 V8 | Continental | GPEC2A | SPC5674 | 95320 | R/W | | | BOOT |
| Dodge | car | Charger | 6.2 V8 | Continental | GPEC2A | SPC5674 | 95320 | R/W | | | BOOT |
| Dodge | car | Dart | 2.0l | Continental | GPEC3 | SPC5674 | 95320 | R/W | | | BOOT |
| Dodge | car | Durango | 3.6 V6 | Continental | GPEC2A | SPC5674 | 95320 | R/W | | | BOOT |
| Dodge | car | Journey | 2.0l CRD | Bosch | EDC16U31 | | | R/W | OBD | BENCH | JTAG |
| Dodge | car | Nitro | 2.8l CRD | Bosch | EDC16CP31 | | | R/W | OBD | BENCH | JTAG |
| Dodge | car | Ram | 5.7l V8 hemy | Motorola | NGC4 | | | R/W | OBD | | |
| Dodge | car | Ram | 5.7l V8 hemy | Motorola | NGC5 | | | R/W | OBD | | |
| Dodge | car | | | Bosch | EDC16+ | MPC561/2 | M58BW016DB | | | BENCH | JTAG |
| Dodge | car | | | Bosch | EDC17C49 | TC1797 | EEPROM | R/W | | BENCH | BOOT |
| Dodge | car | | | Bosch | EDC17C79 | TC1797 | EEPROM | R/W | | BENCH | BOOT |
| Dodge | car | | | Continental | CM2200 | MPC55xx | EEPROM | R/W | | | JTAG |
| Dodge | car | | | Motorola | NCG4 | MPC55xx | EEPROM | | | | JTAG |
| Dodge | car | | | Motorola | NCG5 | MPC55xx | EEPROM | | | | JTAG |
| Dodge | car | | | Delphi | CRD2.10 | MPC55xx | EEPROM | | | | BOOT - JTAG |
| Dodge | car | | | Delphi | CRD2.61 | MPC55xx | EEPROM | | | | BOOT - JTAG |
| Dodge | car | | | Delphi | DCM3.5 | MPC55xx | EEPROM | | | | JTAG |
| Dodge | TCU | Avenger | GETRAG MPS6 | Continental Temic | 6DCT450 | | | | | BENCH | |
| Dodge | TCU | Challenger | | Siemens | EGS53 | | | | | | BOOT |
| Dodge | TCU | Charger | | Siemens | EGS53 | | | | | | BOOT |
| Dodge | TCU | Dart | | Siemens | 6F24 | | | | | | |
| Dodge | TCU | Durango | | Siemens | EGS53 | | | | | | BOOT |
| Dodge | TCU | GTS | GETRAG MPS6 | Continental Temic | 6DCT450 | | | | | BENCH | |
| Dodge | TCU | Journey | GETRAG MPS6 | Continental Temic | 6DCT450 | | | | | BENCH | |
| Dodge | TCU | Magnum | | Siemens | EGS52 | | | | | | BOOT |
| Dodge | TCU | Ram ProMaster City | | ZF | 9HP | | | | | | BOOT |
| Dongfeng | car | | | Bosch | MED17.4.4 | TC1793 | EEPROM | | | BENCH | BOOT |
| Doosan | Excavator | Dx300 | L6 200cv | Continental | EMSS8 - EMS S8 - EMD1 | | | R/W | OBD | | BOOT - JTAG |
| Doosan | Excavator | Dx300 | L6 200cv | Motorola | EME1 | | | R/W | OBD | | |
| Doosan | Excavator | Dx300 | L6 200cv | Motorola | EMD1 | | | R/W | OBD | | |
| Doosan | Excavator | Dx490 | LC 15.7 DTI | Transtro | M3 | | | R/W | OBD | | |
| Doosan | Excavator | Dx530 | L6 385cv | Continental | EMSS8 - EMS S8 - EMD1 | | | R/W | OBD | | BOOT - JTAG |
| Doosan | Excavator | Dx530 | L6 385cv | Motorola | EMD1 | | | R/W | OBD | | |
| Doosan | Excavator | Dx530 | L6 385cv | Motorola | EME1 | | | R/W | OBD | | |
| Doosan | Excavator | Dx490 | LC 15.7 DTI | Transtro | M3 | | | R/W | OBD | | |
| Doosan | Excavator | DX700 | LC 15.7 DTI | Transtro | M3 | | | R/W | OBD | | |
| Doosan | car | | | Bosch | EDC7UC31 | MPC561/562 | EEPROM | R/W | | BENCH | JTAG |
| DR | car | | | Bosch | ME17.8.8 | TC1728 | EEPROM | R/W | | | BOOT |
| DR | car | | | Bosch | ME7.8.8 | ST10F275 | | R/W | | | BOOT |
| DR | car | | | Bosch | ME79.7 | C167 | 29F800 | R/W | | | BOOT |
| DR | car | | | Bosch | ME7.9.7 | ST10F275 | | R/W | | | BOOT |
| DR | car | | | Marelli | 9GC | Int.Flash | EEPROM | R/W | | | JTAG |
| DS | car | DS3 | 1.5 100/130cv | Bosch | MD1CS003 | TC298 | AURIX | R/W | | BENCH | |
| DS | car | DS7 | 1.5 130cv | Bosch | MD1CS003 | TC298 | AURIX | R/W | | BENCH | |
| DS | car | | | Bosch | HV17.4 HCU1 / HCU2 | TC1797 | EEPROM | R/W | | BENCH | |
| DS | car | | | Bosch | HV17.4.1 HCU1 / HCU2 | TC1797 | EEPROM | R/W | | BENCH | |
| DS | TCU | DS3 | | Siemens | TA2005 | | | | | | BOOT |
| DS | TCU | DS3 | | ZF | EAT6 | | | | | | BOOT |
| DS | TCU | DS4 | | ZF | EAT6 | | | | | | BOOT |
| DS | TCU | DS5 | | ZF | EAT6 | | | | | | BOOT |
| Ducati | motorbike | 620 SS | 620 | Marelli | 59M | | | R/W | OBD | | |
| Ducati | motorbike | 629 SS | 620 | Marelli | 5AM | | | R/W | OBD | | |
| Ducati | motorbike | 749 | 749 | Marelli | 59M | | | R/W | OBD | | |
| Ducati | motorbike | 749 | 749 | Marelli | 5AM | | | R/W | OBD | | |
| Ducati | motorbike | 800 SS | 800 | Marelli | 59M | | | R/W | OBD | | |
| Ducati | motorbike | 800 SS | 800 | Marelli | 5AM | | | R/W | OBD | | |
| Ducati | motorbike | 998 | 998 | Marelli | 59M | | | R/W | OBD | | |

WEBSITE:www.dfb-technology.com

Email:info@dfb-technology.com

Notice: Please send email to us for quotation if you want learn this tool

| | | | | | | | | | | |
|-------------|-----------|--------------------|-----------------|-------------|------------|---------------------|--------------|-----|--------|------------|
| Ducati | motorbike | 998 | 998 | Marelli | 5AM | | R/W | OBD | | |
| Ducati | motorbike | 999 | 999 | Marelli | 59M | | R/W | OBD | | |
| Ducati | motorbike | 999 | 999 | Marelli | 5AM | | R/W | OBD | | |
| Ducati | motorbike | 999 | 999 | Marelli | 5SM | | R/W | OBD | | |
| Ducati | motorbike | 1000 SS | 1000 | Marelli | 59M | | R/W | OBD | | |
| Ducati | motorbike | 1000 SS | 1000 | Marelli | 5AM | | R/W | OBD | | |
| Ducati | motorbike | Desmosedici RR | 992 | Marelli | 59M | | R/W | OBD | | |
| Ducati | motorbike | Desmosedici RR | 992 | Marelli | 5AM | | R/W | OBD | | |
| Ducati | motorbike | Desmosedici RR | 992 | Marelli | 5SM | | R/W | OBD | | |
| Ducati | motorbike | Hypermotard | 1078 | Marelli | 59M | | R/W | OBD | | |
| Ducati | motorbike | Hypermotard | 1078 | Marelli | 5AM | | R/W | OBD | | |
| Ducati | motorbike | Hypermotard | 1078 | Marelli | 5SM | | R/W | OBD | | |
| Ducati | motorbike | Monster | 400/620/695/750 | Marelli | 59M | | R/W | OBD | | |
| Ducati | motorbike | Monster | 800/900/100 | Marelli | 59M | | R/W | OBD | | |
| Ducati | motorbike | Monster | 400/620/695/750 | Marelli | 5AM | | R/W | OBD | | |
| Ducati | motorbike | Monster | 800/900/1000 | Marelli | 5AM | | R/W | OBD | | |
| Ducati | motorbike | Monster S2R | 800/1000 | Marelli | 59M | | R/W | OBD | | |
| Ducati | motorbike | Monster S2R | 800/1000 | Marelli | 5AM | | R/W | OBD | | |
| Ducati | motorbike | Monster S4R | 998 | Marelli | 59M | | R/W | OBD | | |
| Ducati | motorbike | Monster S4R | 998 | Marelli | 5AM | | R/W | OBD | | |
| Ducati | motorbike | Multistrada | 620/1000/1100 | Marelli | 59M | | R/W | OBD | | |
| Ducati | motorbike | Multistrada | 620/1000/1100 | Marelli | 5AM | | R/W | OBD | | |
| Ducati | motorbike | Multistrada | 1100 | Marelli | 5SM | | R/W | OBD | | |
| Ducati | motorbike | Sport | 992 | Marelli | 59M | | R/W | OBD | | |
| Ducati | motorbike | Sport | 992 | Marelli | 5AM | | R/W | OBD | | |
| Ducati | motorbike | Sport Classic | 992 | Marelli | 59M | | R/W | OBD | | |
| Ducati | motorbike | Sport Classic | 992 | Marelli | 5AM | | R/W | OBD | | |
| Ducati | motorbike | Sport Touring | 992/996 | Marelli | 59M | | R/W | OBD | | |
| Ducati | motorbike | Sport Touring | 992/996 | Marelli | 5AM | | R/W | OBD | | |
| Ducati | motorbike | Streetfighter | 1099 | Marelli | 59M | | R/W | OBD | | |
| Ducati | motorbike | Streetfighter | 1099 | Marelli | 5AM | | R/W | OBD | | |
| Ducati | motorbike | Streetfighter | 1099 | Marelli | 5SM | | R/W | OBD | | |
| Ducati | motorbike | Superbyke | | Marelli | 59M | | R/W | OBD | | |
| Ducati | motorbike | Superbyke | | Marelli | 5AM | | R/W | OBD | | |
| Ducati | motorbike | Superbyke | | Marelli | 5SM | | R/W | OBD | | |
| Ducati | motorbike | | | Marelli | 59M HW<100 | C167 29F200BB | EEPROM 95080 | R/W | K-line | BENCH |
| Ducati | motorbike | | | Marelli | 59M HW>100 | ST10F168 / 269 | EEPROM 95160 | R/W | K-line | BENCH |
| Ducati | motorbike | | | Mitsubishi | F8TJ0xxx | | | R/W | | BENCH |
| Ducati | motorbike | | | Bosch | ME17.9.21 | TC1724 | EEPROM | R/W | | BENCH BOOT |
| Ducati | motorbike | | | Marelli | 4AF | ST10F168 / ST10F269 | | R/W | | BENCH BOOT |
| Ducati | motorbike | | | Marelli | 5SM.BO | ST10F280 | | R/W | | BOOT |
| Ducati | motorbike | | | Marelli | 7SM.D1 | ST10F296 | | R/W | | BOOT |
| Ducati | motorbike | | | Continental | M3C | S12X256SV | EEPROM | R/W | | JTAG |
| Ducati | motorbike | | | Continental | M3C | MC9S12XET256MAL | EEPROM | R/W | | JTAG |
| Ducati | motorbike | | | Continental | M3D | MPC55xx | EEPROM | R/W | | JTAG |
| Dulevo | tractor | International 6000 | 6700 Euro6 | Bosch | EDC17CV41 | | | R/W | OBD | BENCH BOOT |
| Effedi | car | Gasolone | 1.5 105cv | Bosch | EDC16C39 | | | R/W | OBD | BENCH JTAG |
| Faw | truck | - | - | Bosch | MD1CE100 | | | R/W | | BENCH |
| Faw Jiefang | car | | | Bosch | EDC7UC31 | MPC561/562 | EEPROM | R/W | | BENCH JTAG |
| Fendt | truck | | | Bosch | EDC7UC31 | MPC5xx | | R/W | | BENCH JTAG |
| Fendt | car | | | Bosch | EDC7UC31 | MPC561/562 | EEPROM | R/W | | BENCH JTAG |
| Fendt | tractor | | | Bosch | EDC17CV52 | TC1797 | EEPROM | R/W | | BENCH BOOT |
| Fendt | tractor | | | Bosch | EDC17CV44 | TC1767 | EEPROM | R/W | | BENCH BOOT |
| Fendt | tractor | | | Bosch | EDC17CV54 | TC1767 | EEPROM | R/W | OBD | BENCH BOOT |
| Fendt | tractor | | | Bosch | EDC17CV56 | TC1767 | EEPROM | R/W | | BENCH BOOT |
| Fendt | TCU | T7 Tier 3 | | | CMM MR | | | | | BOOT |
| Fendt | tractor | A207 | D | SISU | EDC7UC31 | | | R/W | OBD | BENCH JTAG |
| Fendt | tractor | 208 | D | Bosch | EDC7UC31 | | | R/W | OBD | BENCH JTAG |
| Fendt | tractor | 312 | D | Bosch | EDC7UC31 | | | R/W | OBD | BENCH JTAG |
| Fendt | tractor | 711 | 115 CV | Deutz | Heinzmann | | | R/W | OBD | |
| Fendt | tractor | 712 | 125 CV | Deutz | Heinzmann | | | R/W | OBD | |
| Fendt | tractor | 714 | 140 CV | Deutz | Heinzmann | | | R/W | OBD | |

WEBSITE:www.dfb-technology.com

Email:info@dfb-technology.com

Notice: Please send email to us for quotation if you want learn this tool

| | | | | | | | | | | | |
|--------------------|---------|------------------|----------------------|---------|-------------------|------------|--------------|------|-------|-------|------|
| Fendt | tractor | 714 | D | Bosch | EDC7UC31 | | R/W | OBD | BENCH | JTAG | |
| Fendt | tractor | 714 | D | Bosch | EDC77CV54 | | R/W | OBD | | | |
| Fendt | tractor | 714 | D | Bosch | EDC17CV56 | | R/W | OBD | | | |
| Fendt | tractor | 716 | 160 CV | Deutz | Heinzmann | | R/W | OBD | | | |
| Fendt | tractor | 716 | D | Bosch | EDC7UC31 | | R/W | OBD | BENCH | JTAG | |
| Fendt | tractor | 716 | D | Bosch | EDC77CV54 | | R/W | OBD | | | |
| Fendt | tractor | 716 | D | Bosch | EDC17CV56 | | R/W | OBD | | | |
| Fendt | tractor | 718 | D | Bosch | EDC7UC31 | | R/W | OBD | BENCH | JTAG | |
| Fendt | tractor | 718 | D | Bosch | EDC77CV54 | | R/W | OBD | | | |
| Fendt | tractor | 718 | D | Bosch | EDC17CV56 | | R/W | OBD | | | |
| Fendt | tractor | 720 | D | Bosch | EDC7UC31 | | R/W | OBD | BENCH | JTAG | |
| Fendt | tractor | 720 | D | Bosch | EDC77CV54 | | R/W | OBD | | | |
| Fendt | tractor | 720 | D | Bosch | EDC17CV56 | | R/W | OBD | | | |
| Fendt | tractor | 722 | D | Bosch | EDC7UC31 | | R/W | OBD | BENCH | JTAG | |
| Fendt | tractor | 722 | D | Bosch | EDC77CV54 | | R/W | OBD | | | |
| Fendt | tractor | 722 | D | Bosch | EDC17CV56 | | R/W | OBD | | | |
| Fendt | tractor | 724 | D | Bosch | EDC7UC31 | | R/W | OBD | BENCH | JTAG | |
| Fendt | tractor | 724 | D | Bosch | EDC17CV52 | | R/W | OBD | | | |
| Fendt | tractor | 724 | D | Bosch | EDC77CV54 | | R/W | OBD | | | |
| Fendt | tractor | 724 | D | Bosch | EDC17CV56 | | R/W | OBD | | | |
| Fendt | tractor | 815 Vario | 150 CV | Deutz | Heinzmann | | R/W | OBD | | | |
| Fendt | tractor | 817 Vario | 170 CV | Deutz | Heinzmann | | R/W | OBD | | | |
| Fendt | tractor | 818 Vario | 180 CV | Deutz | Heinzmann | | R/W | OBD | | | |
| Fendt | tractor | 820 Vario | D | Bosch | EDC7UC31 | | R/W | OBD | BENCH | JTAG | |
| Fendt | tractor | 824 | D | Bosch | EDC17CV52 | | R/W | OBD | | | |
| Fendt | tractor | 916 Vario | 916D Euro2 | Bosch | MS6.4 | | R/W | OBD | | | |
| Fendt | tractor | 920 Vario | 920D Euro2 | Bosch | MS6.4 | | R/W | OBD | | | |
| Fendt | tractor | 924 Vario | 924D Euro2 | Bosch | MS6.4 | | R/W | OBD | | | |
| Fendt | tractor | 926 Vario | 926D Euro2 | Bosch | MS6.4 | | R/W | OBD | | | |
| Fendt | tractor | 930 Vario | 930D Euro2 | Bosch | MS6.4 | | R/W | OBD | | | |
| Fendt | tractor | 930 | 930D Euro4 | Bosch | EDC17CV52 | | R/W | OBD | | | |
| Fendt | tractor | 936 Vario | 936D | Bosch | EDC7UC31 | | R/W | OBD | BENCH | JTAG | |
| Fergusson | truck | | | Delphi | MPC561M | | R/W | | | JTAG | |
| Ferrari | car | 355 | 3.5l | Bosch | M5.2 CC460 | | W | OBD | | | |
| Ferrari | car | 430 | 4.3l V8 | Bosch | ME7.1.1 | | R/W | OBD | | BOOT | |
| Ferrari | car | 456 | 5.4l V12 | Bosch | M5.2 CC460 | | W | OBD | | | |
| Ferrari | car | 458 Italia | 4.5l V8 | Bosch | MED9.6 | | VR/W | OBD | | JTAG | |
| Ferrari | car | 550 | 5.4l V12 | Bosch | M5.2 CC460 | | W | OBD | | | |
| Ferrari | car | 599 | 6.0l V12 GTB Fiorano | Bosch | ME7.1.1 | | R/W | OBD | | BOOT | |
| Ferrari | car | California | 4.5l V8 | Bosch | MED9.6 | | VR/W | OBD | | JTAG | |
| Ferrari | car | F12 Berlinetta | 6.3l V12 | Bosch | MED9.6.1 | | R/W | OBD | BENCH | JTAG | |
| Ferrari | car | Modena | 3.6l | Bosch | ME7.3H4 | | R/W | OBD | | BOOT | |
| Ferrari | car | | | Bosch | MED9.6.1 | MPC561/562 | EEPROM | R/W | BENCH | JTAG | |
| Ferrari | car | | | Bosch | MED17.3.5 | TC1793 | EEPROM | R/W | BENCH | BOOT | |
| Ferrari | car | | | Bosch | MED17.3.5 | TC1797 | EEPROM | R/W | BENCH | BOOT | |
| Ferrari | car | | | Bosch | ME7.3.2 | C167 | 29F400 | R/W | | BOOT | |
| Ferrari | TCU | 360 Modena | | Marelli | CFCxx | | | | | BOOT | |
| Ferrari | TCU | 430 | | Marelli | CFCxx | | | | | BOOT | |
| Ferrari | TCU | 488 GTE | | Marelli | 9TDE WDCT | | | | | JTAG | |
| Ferrari | TCU | 488 Spider F142M | | Marelli | 9TDE WDCT | | | | | JTAG | |
| Ferrari | TCU | 575M | | Marelli | CFCxx | | | | | BOOT | |
| Ferrari | TCU | Challenge | | Marelli | CFCxx | | | | | BOOT | |
| Ferrari | TCU | FF | | Marelli | CFCxx | | | | | BOOT | |
| Ferrari | TCU | F12 Berlinetta | | Marelli | 9TDE WDCT | | | | | JTAG | |
| Ferrari - Maserati | car | | | Bosch | ME9.6.1 | MPC563/4 | | R/W | | JTAG | |
| Fiat | car | | | Bosch | EDC16+ | MPC561/2 | M58BW016DB | R/W | BENCH | JTAG | |
| Fiat | car | | | Bosch | EDC16 | MPC555/6 | Am29BL802C | R/W | BENCH | JTAG | |
| Fiat | car | | | Siemens | SID803 A 5WS40320 | MPC561/2 | Am29BDD160G | R/W | OBD | BENCH | JTAG |
| Fiat | car | 500 | 0.9l Twin Air | Marelli | 8GSF | | | R/W | OBD | BENCH | JTAG |
| Fiat | car | 500 | 1.2l 8V | Marelli | 5SF3 HW>=300 | | | VR/W | OBD | BENCH | BOOT |
| Fiat | car | 500 | 1.2l 8V | Marelli | 5SF8 | | | VR/W | OBD | BENCH | BOOT |
| Fiat | car | 500 | 1.2l 8V | Marelli | 9GF | ST SPC564A | EEPROM 95640 | R/W | BENCH | JTAG | |

WEBSITE:www.dfb-technology.com

Email:info@dfb-technology.com

Notice: Please send email to us for quotation if you want learn this tool

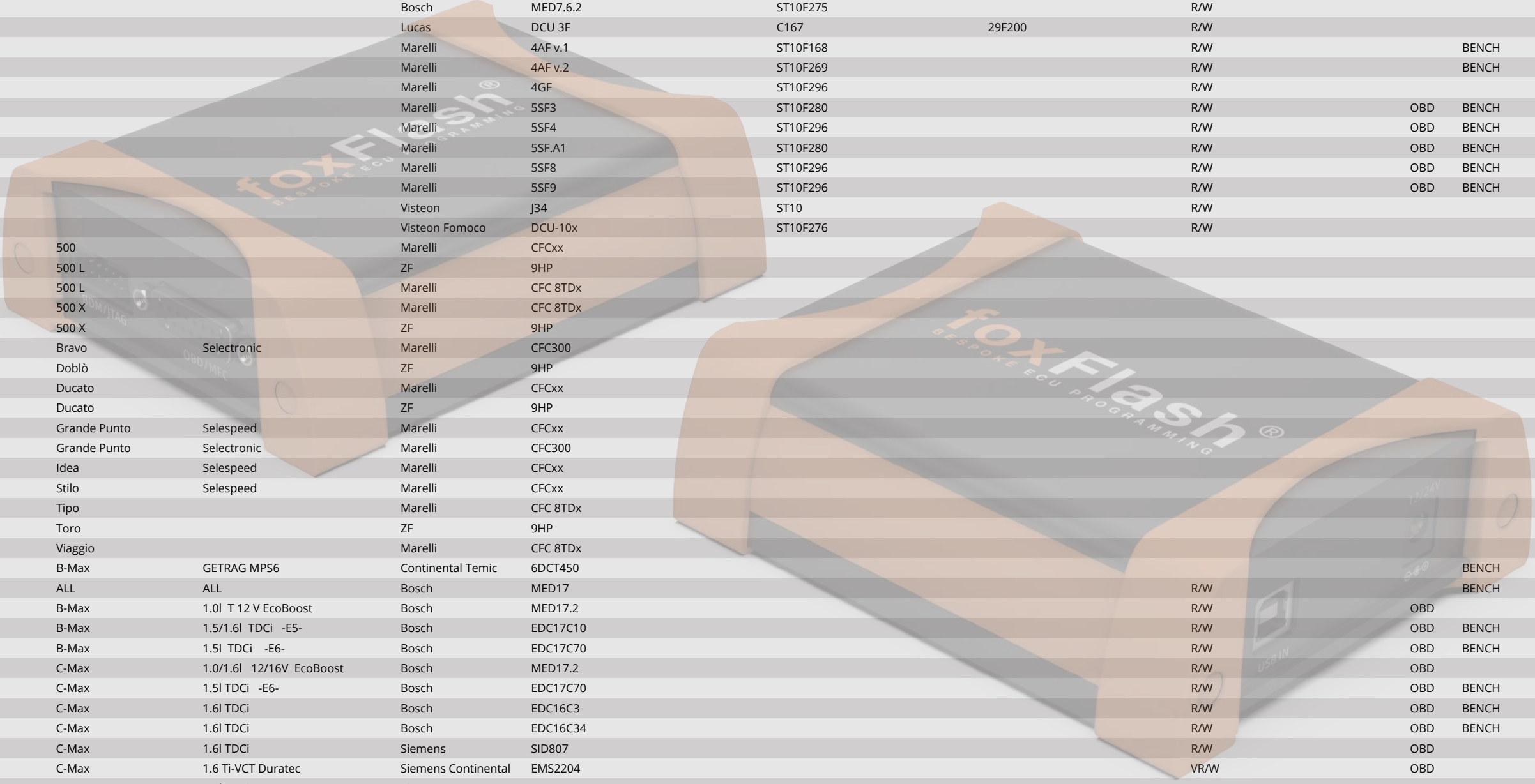
| | | | | | | | | | | | | |
|------|-----|--------------|-----------------------|-------------|-----------------|--------------|----------------------|--------|-----|-------|-------|-------------|
| Fiat | car | 500 | 1.3l Mjet | Marelli | 6F3 | | | R/W | OBD | BENCH | JTAG | |
| Fiat | car | 500 | 1.3l Mjet | Marelli | 8F | | | R/W | OBD | BENCH | JTAG | |
| Fiat | car | 500 | 1.3l Euro 6 | Marelli | 9DF | | | R/VR/W | CAN | OBD | BENCH | JTAG |
| Fiat | car | 500X | 1.3l Euro 6 | Marelli | 9DF | | | R/VR/W | CAN | OBD | BENCH | JTAG |
| Fiat | car | 500X | 2.4l | Continental | GPEC3 | SPC5674 | 95320 | R/W | | | | BOOT |
| Fiat | car | 500X | 1.3l | Continental | GPEC4LM | MPC5674 | 95640 | R/W | | | | BOOT |
| Fiat | car | 500L | 1.3l Euro 6 | Marelli | 9DF | | | R/VR/W | CAN | OBD | BENCH | JTAG |
| Fiat | car | 500L | 1.3l Mjet | Marelli | 8F | | | R/W | OBD | BENCH | JTAG | |
| Fiat | car | 500L | 0.9l Twin Air | Marelli | 8GSF | | | R/W | OBD | BENCH | JTAG | |
| Fiat | car | 500 | 1.4l 16V/Tjet 16V | Bosch | ME7.9.10 | | | VR/W | OBD | | | BOOT |
| Fiat | car | 600 | 1.0/1.1l | Marelli | 59F (ST10) | | | R/W | OBD | BENCH | | BOOT |
| Fiat | car | 600 | 1.0/1.1l | Marelli | 59F (Motor) | | | R/W | OBD | BENCH | | BOOT |
| Fiat | car | Brava | 1.2l | Bosch | M1.5.5 | | | VR/W | OBD | | | |
| Fiat | car | Brava | 1.9l JTD | Bosch | EDC15C5 | | | R/W | OBD | | | |
| Fiat | car | Brava | 1.9l JTD | Bosch | EDC15C7 | | | R/W | OBD | | | |
| Fiat | car | Bravo | 1.2l | Bosch | M1.5.5 | | | VR/W | OBD | | | |
| Fiat | car | Bravo | 1.4l 16V/Tjet 16V | Bosch | ME7.9.10 | | | VR/W | OBD | | | BOOT |
| Fiat | car | Bravo | 1.4l Multi Air | Marelli | 8GMF | MPC5553/5565 | EEPROM 95640 / 95128 | R/W | OBD | BENCH | | JTAG |
| Fiat | car | Bravo | 1.6l 16V | Marelli | 5NF (Motor) | | | R/W | OBD | BENCH | | |
| Fiat | car | Bravo | 1.6l 16V | Marelli | 4EF/49F (Motor) | | | R/W | OBD | BENCH | | |
| Fiat | car | Bravo | 1.9l JTD | Bosch | EDC15C5 | | | R/W | OBD | | | |
| Fiat | car | Bravo | 1.9l JTD | Bosch | EDC15C7 | | | R/W | OBD | | | |
| Fiat | car | Bravo | 1.6/1.9l JTD Multijet | Bosch | EDC16C39 | | | R/W | OBD | BENCH | | JTAG |
| Fiat | car | Croma | 1.9/2.4l Multijet | Bosch | EDC16C39 | | | R/W | OBD | BENCH | | JTAG |
| Fiat | car | Doblo | 1.2l 8V | Marelli | 59F | ST10 | | R/W | OBD | BENCH | | BOOT |
| Fiat | car | Doblo | 1.3l 16V | Marelli | 6F3 | | | R/W | OBD | BENCH | | JTAG |
| Fiat | car | Doblo | 1.3l 16V | Marelli | 6J | | | R/W | OBD | BENCH | | JTAG |
| Fiat | car | Doblo | 1.3l 16V Mjet | Marelli | 8F | | | R/W | OBD | BENCH | | JTAG |
| Fiat | car | Doblo | 1.3l Euro 6 | Marelli | 9DF | | | R/VR/W | CAN | OBD | BENCH | JTAG |
| Fiat | car | Doblo | 1.9l JTD | Bosch | EDC15C7 | | | R/W | OBD | | | |
| Fiat | car | Doblo | 1.9l JTD Multijet 8V | Bosch | EDC16C39 | | | R/W | OBD | BENCH | | JTAG |
| Fiat | car | Doblo | 1.4l 8V | Marelli | 5SF8 | | | VR/W | OBD | BENCH | | BOOT |
| Fiat | car | Doblo | 1.4l 16V | Bosch | ME7.9.10 | | | VR/W | OBD | | | BOOT |
| Fiat | car | Ducato | 2.2l JTD | Visteon | DCU102 | | | R/W | OBD | | | BOOT |
| Fiat | car | Ducato | 2.0/2.8l JTD | Bosch | EDC15C2 | | | R/W | OBD | | | |
| Fiat | car | Ducato | 2.0/2.3/2.8l JTD | Bosch | EDC15C7 | | | R/W | OBD | BENCH | | |
| Fiat | car | Ducato | 2.0/2.3/3.0l JTD MJ | Bosch | EDC16C39 | | | R/W | OBD | BENCH | | JTAG |
| Fiat | car | Ducato | 2.3 | Marelli | 8F3 | | | R/W | OBD | BENCH | | JTAG |
| Fiat | car | Ducato | 2.0 | Delphi | DCM6.2C | SPC5674 | | R/W | OBD | | | BOOT + JTAG |
| Fiat | car | Ducato | 2.2 JTD | Bosch | MD1CS069 | TC299 | AURIX | R/W | | | BENCH | |
| Fiat | car | Ducato | 2.3 MJD Euro 6 | Marelli | 9DF | | | R/VR/W | CAN | OBD | BENCH | JTAG |
| Fiat | car | Fiorino | 1.3l 16V | Marelli | 6F3 | | | R/W | OBD | BENCH | | JTAG |
| Fiat | car | Fiorino | 1.3l 16V Mjet | Marelli | 8F | | | R/W | OBD | BENCH | | JTAG |
| Fiat | car | Fiorino | 1.3l Euro 6 | Marelli | 9DF | | | R/VR/W | CAN | OBD | BENCH | JTAG |
| Fiat | car | Fiorino | 1.4l 8V | Marelli | 5SF3 HW>=300 | | | VR/W | OBD | BENCH | | BOOT |
| Fiat | car | Fullback | 2.4 180cv | Denso | 4N15 | | | R/W | | | BENCH | |
| Fiat | car | Grande Punto | 1.2/1.4l 8V | Marelli | 5SF3 HW>=300 | | | VR/W | OBD | BENCH | | BOOT |
| Fiat | car | Grande Punto | 1.2l 8V | Marelli | 5SF8 | | | VR/W | OBD | BENCH | | BOOT |
| Fiat | car | Grande Punto | 1.4l 8V | Marelli | 5SF9 | | | VR/W | OBD | BENCH | | BOOT |
| Fiat | car | Grande Punto | 1.4l Multi Air | Marelli | 8GMF | MPC5553/5565 | EEPROM 95640 / 95128 | R/W | OBD | BENCH | | JTAG |
| Fiat | car | Grande Punto | 1.3l MJT | Marelli | 6F3 | | | R/W | OBD | BENCH | | JTAG |
| Fiat | car | Grande Punto | 1.4l 16V 100CV | Bosch | ME7.6.3 | | | R/W | OBD | | | BOOT |
| Fiat | car | Grande Punto | 1.4l 16V/Tjet 16V | Bosch | ME7.9.10 | | | VR/W | OBD | | | BOOT |
| Fiat | car | Grande Punto | 1.9l JTD Multijet 8V | Bosch | EDC16C39 | | | R/W | OBD | BENCH | | JTAG |
| Fiat | car | Idea | 1.2l | Marelli | 5NF (Motor) | | | R/W | OBD | BENCH | | |
| Fiat | car | Idea | 1.3l MJD | Marelli | 6J | | | R/W | OBD | BENCH | | JTAG |
| Fiat | car | Idea | 1.3l MJD | Marelli | 6F3 | | | R/W | OBD | BENCH | | JTAG |
| Fiat | car | Idea | 1.3l 16V Mjet | Marelli | 8F | | | R/W | OBD | BENCH | | JTAG |
| Fiat | car | Idea | 1.4l | Marelli | 5SF3 HW>=300 | | | VR/W | OBD | BENCH | | BOOT |
| Fiat | car | Idea | 1.4l 16V | Bosch | ME7.9.10 | | | VR/W | OBD | | | BOOT |
| Fiat | car | Idea | 1.9l JTD 16V | Bosch | EDC16C9 | | | R/W | OBD | BENCH | | JTAG |
| Fiat | car | Idea | 1.9l JTD Multijet 8V | Bosch | EDC16C39 | | | R/W | OBD | BENCH | | JTAG |

| | | | | | | | | | | | | |
|------|-----|------------|----------------------|-------------|--------------|--------------|----------------------|--------|-----|-------|------------------------|------|
| Fiat | car | Linea | 1.3l MJD | Marelli | 6F3 | | | R/W | OBD | BENCH | JTAG | |
| Fiat | car | Linea | 1.3l 16V MJet | Marelli | 8F | | | R/W | OBD | BENCH | JTAG | |
| Fiat | car | Linea | 1.4l | Marelli | 5SF3 HW>=300 | | | VR/W | OBD | BENCH | BOOT | |
| Fiat | car | Linea | 1.4l 16V | Bosch | ME7.9.10 | | | VR/W | OBD | | BOOT | |
| Fiat | car | Marea | 1.9/2.4l JTD | Bosch | EDC15C5 | | | R/W | OBD | | | |
| Fiat | car | Marea | 1.9/2.4l JTD | Bosch | EDC15C7 | | | R/W | OBD | | | |
| Fiat | car | Multipla | 1.6 16V | Marelli | 5NF | | | R/W | OBD | BENCH | | |
| Fiat | car | Multipla | 1.9l JTD | Bosch | EDC15C5 | | | R/W | OBD | | | |
| Fiat | car | Multipla | 1.9l JTD | Bosch | EDC15C7 | | | R/W | OBD | | | |
| Fiat | car | Multipla | 1.9l JTD Multijet 8V | Bosch | EDC16C39 | | | R/W | OBD | BENCH | JTAG | |
| Fiat | car | Palio | 1.9l JTD | Bosch | EDC15C7 | | | R/W | OBD | | | |
| Fiat | car | Panda | 1.0/1.1l | Marelli | 59F (ST10) | | | R/W | OBD | BENCH | BOOT | |
| Fiat | car | Panda | 1.2l 8/16V | Marelli | 5NF (Motor) | | | R/W | OBD | BENCH | | |
| Fiat | car | Panda | 1.2l 8V | Marelli | 5SF8 | | | VR/W | OBD | BENCH | BOOT | |
| Fiat | car | Panda | 1.3l MJD | Marelli | 6J | | | R/W | OBD | BENCH | JTAG | |
| Fiat | car | Panda | 1.3l MJD+ | Marelli | 6F3 | | | R/W | OBD | BENCH | JTAG | |
| Fiat | car | Panda | 1.3l 16V MJet | Marelli | 8F | | | R/W | OBD | BENCH | JTAG | |
| Fiat | car | Panda | 1.3l Euro 6 | Marelli | 9DF | | | R/VR/W | CAN | OBD | BENCH | JTAG |
| Fiat | car | Panda | 1.4l 16V 100CV | Bosch | ME7.6.3 | | | R/W | OBD | | BOOT | |
| Fiat | car | Panda | 0.9l Twin Air | Marelli | 8GSF | | | R/W | OBD | BENCH | JTAG | |
| Fiat | car | Panda | 1.4l Multi Air | Marelli | 8GMF | MPC5553/5565 | EEPROM 95640 / 95128 | R/W | OBD | BENCH | JTAG | |
| Fiat | car | Panda | 1.2l 8V | Marelli | 9GF | ST SPC564A | EEPROM 95640 | R/W | | BENCH | JTAG | |
| Fiat | car | Punto | 1.2l 8V | Marelli | 49F (Motor) | | | R/W | OBD | | | |
| Fiat | car | Punto | 1.2l 8V | Marelli | 59F (Motor) | | | R/W | OBD | BENCH | BOOT | |
| Fiat | car | Punto | 1.2l 8V | Marelli | 59F | ST10 | | R/W | OBD | BENCH | BOOT | |
| Fiat | car | Punto | 1.3l MJD | Marelli | 6J | | | R/W | OBD | BENCH | JTAG | |
| Fiat | car | Punto | 1.3l MJD | Marelli | 6F3 | | | R/W | OBD | BENCH | JTAG | |
| Fiat | car | Punto | 1.9l JTD | Bosch | EDC15C6/7 | | | R/W | OBD | | | |
| Fiat | car | Punto | 1.9l JTD 16V | Bosch | EDC16C8/9 | | | R/W | OBD | BENCH | JTAG | |
| Fiat | car | Punto Evo | 0.9l Twin Air | Marelli | 8GSF | | | R/W | OBD | BENCH | JTAG | |
| Fiat | car | Punto Evo | 1.4l Multi Air | Marelli | 8GMF | MPC5553/5565 | EEPROM 95640 / 95128 | R/W | OBD | BENCH | JTAG | |
| Fiat | car | Punto Evo | 1.2l 8V | Marelli | 9GF | ST SPC564A | EEPROM 95640 | R/W | | BENCH | JTAG | |
| Fiat | car | Punto Evo | 1.3l 16V MJet | Marelli | 8F | | | R/W | | OBD | BENCH | JTAG |
| Fiat | car | Punto Evo | 1.3l Euro 6 | Marelli | 9DF | | | R/VR/W | CAN | OBD | BENCH | JTAG |
| Fiat | car | Qubo | 1.3l MJD | Marelli | 6F3 | | | R/W | OBD | BENCH | JTAG | |
| Fiat | car | Qubo | 1.3l 16V MJet | Marelli | 8F | | | R/W | OBD | BENCH | JTAG | |
| Fiat | car | Qubo | 1.3l Euro 6 | Marelli | 9DF | | | R/VR/W | CAN | OBD | BENCH | JTAG |
| Fiat | car | Qubo | 1.4l 8V | Marelli | 5SF3 HW>=300 | | | VR/W | OBD | BENCH | BOOT | |
| Fiat | car | Qubo | 1.4l 8V | Valeo | Johnson | | | R/W | OBD | | BOOT | |
| Fiat | car | Scudo | 2.0l JTD | Bosch | EDC15C2 | | | R/W | OBD | | | |
| Fiat | car | Scudo | 2.0l JTD | Bosch | EDC16C7 | | | R/W | OBD | BENCH | JTAG | |
| Fiat | car | Scudo | 2.0l HDI 16V | Siemens | SID803A | | | R/W | OBD | BENCH | JTAG | |
| Fiat | car | Scudo | 1.6 HDI | Bosch | EDC17C10 | | | W | OBD | BENCH | BOOT | |
| Fiat | car | Scudo 2009 | 1.6l 16V HDI | Bosch | EDC16C34 | | | R/W | OBD | BENCH | JTAG | |
| Fiat | car | Scudo 2009 | 2.0l 16V HDI | Delphi | DCM3.5 | | | R/W | OBD | | | |
| Fiat | car | Sedici | 1.6l 16V | Denso | SH7058 | | | R/W | OBD | | READ JTAG / WRITE BOOT | |
| Fiat | car | Sedici | 1.9l MJ 16V | Bosch | EDC16C39 | | | R/W | OBD | BENCH | JTAG | |
| Fiat | car | Stilo | 1.6l 16V | Marelli | 5NF (Motor) | | | R/W | OBD | BENCH | | |
| Fiat | car | Stilo | 1.9l JTD | Bosch | EDC15C7 | | | R/W | OBD | | | |
| Fiat | car | Stilo | 1.9l JTD 16V | Bosch | EDC16C8 | | | R/W | OBD | BENCH | JTAG | |
| Fiat | car | Stilo | 1.9l MJ 16V | Bosch | EDC16C39 | | | R/W | OBD | BENCH | JTAG | |
| Fiat | car | Strada | 1.3l 16V MJD | Marelli | 6F3 | | | R/W | OBD | BENCH | JTAG | |
| Fiat | car | Talento | 2.0 Ecojet | Bosch | MD1CS006 | TC298 | AURIX | R/W | | BENCH | | |
| Fiat | car | Tipo | 1.0l | Continental | GPEC4LM | MPC5674 | 95640 | R/W | | | BOOT | |
| Fiat | car | Toro | 1.3l | Continental | GPEC3 | SPC5674 | 95320 | R/W | | | BOOT | |
| Fiat | car | Toro | 1.3l | Continental | GPEC4LM | MPC5674 | 95640 | R/W | | | BOOT | |
| Fiat | car | Ulysse | 2.0/2.2l JTD - 16V | Bosch | EDC15C2 | | | R/W | OBD | | | |
| Fiat | car | Ulysse | 2.0l HDI | Siemens | SID803A | | | R/W | OBD | BENCH | JTAG | |
| Fiat | car | Ulysse | 2.2 HDI | Bosch | EDC16CP39 | | | R/W | OBD | BENCH | JTAG | |
| Fiat | car | | | Marelli | 6JF | MPC555/6 | | R/W | OBD | BENCH | JTAG | |
| Fiat | car | | | Marelli | 6F3 | MPC563/4 | M58BW016DB | R/W | | BENCH | JTAG | |
| Fiat | car | | | Bosch | EDC16C8 | MPC555/556 | EEPROM | R/W | | BENCH | JTAG | |

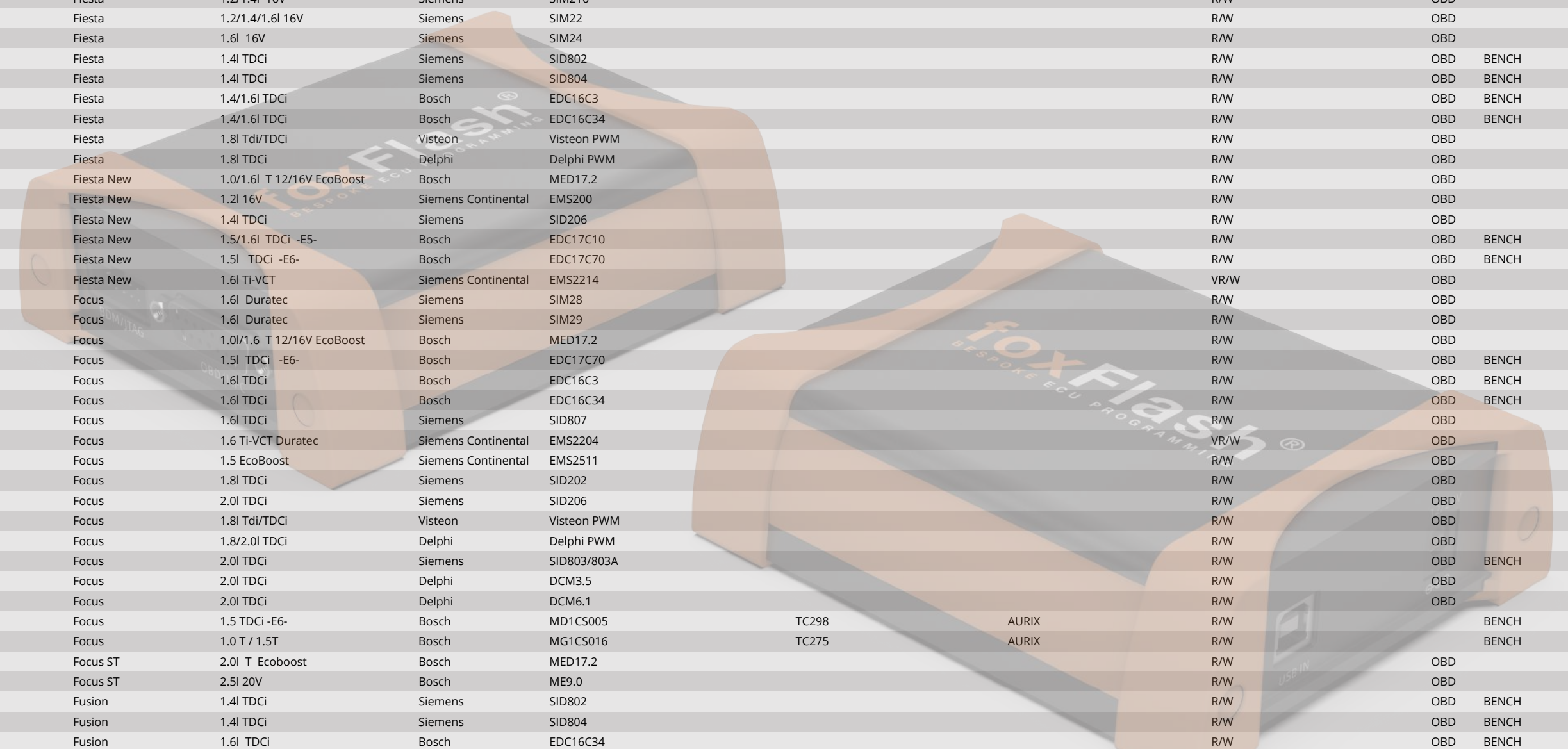
WEBSITE:www.dfb-technology.comEmail:info@dfb-technology.com

Notice: Please send email to us for quotation if you want learn this tool

| | | | | | | | | | | | |
|------|-----|----------|---------|-------------------|-----------------------------|----------------------|--------|--------|-------|------------------------|------|
| Fiat | car | | Bosch | EDC16C34 | MPC561/562 | EEPROM | R/W | | BENCH | JTAG | |
| Fiat | car | | Bosch | EDC16C39 | MPC561/562 | EEPROM | R/W | | BENCH | JTAG | |
| Fiat | car | | Marelli | 8F2 | MPC5565 | EEPROM | R/W | OBD | BENCH | JTAG | |
| Fiat | car | | Marelli | 8DF | MPC5565 | EEPROM | R/W | | BENCH | JTAG | |
| Fiat | car | | Marelli | 8DS | MPC5565 | EEPROM | R/W | | | JTAG | |
| Fiat | car | | Marelli | 7GF | MPC5554 | EEPROM | R/W | | | JTAG | |
| Fiat | car | Multiair | Marelli | 8GMF.A5 | MPC5565 | EEPROM | R/W | OBD | BENCH | JTAG | |
| Fiat | car | Multiair | Marelli | 8GMF.01 | SPC5553 | EEPROM | R/W | OBD | BENCH | JTAG | |
| Fiat | car | | Marelli | 8GMK | Int.Flash | EEPROM | R/W | OBD | BENCH | JTAG | |
| Fiat | car | | Marelli | 9DF | Int.Flash | EEPROM | R/VR/W | CAN | OBD | BENCH | JTAG |
| Fiat | car | | Marelli | 9GF | Int.Flash | EEPROM | R/W | | BENCH | JTAG | |
| Fiat | car | | Denso | 079J2 | Reenesas | | R/W | | | READ JTAG / WRITE BOOT | |
| Fiat | car | | Bosch | ME17.9.xx | TC1767 | EEPROM | R/W | | | BOOT | |
| Fiat | car | | Bosch | ME17.3.0 | TC1724 | EEPROM | R/W | | BENCH | BOOT | |
| Fiat | car | | Bosch | ME17.9.5 | TC1762 | EEPROM | R/W | | | BOOT | |
| Fiat | car | | Bosch | ME17.9.51 | TC1762 | EEPROM | R/W | | | BOOT | |
| Fiat | car | | Bosch | MED17.3.0 HW01/02 | TC1724 | EEPROM | R/W | | BENCH | BOOT | |
| Fiat | car | | Bosch | MED17.3.1 | TC1766 | EEPROM | R/W | | BENCH | BOOT | |
| Fiat | car | | Bosch | MED17.3.4 | TC1797 | EEPROM | R/W | | BENCH | BOOT | |
| Fiat | car | | Bosch | MED17.3.3 | TC1797 | EEPROM | R/W | | BENCH | BOOT | |
| Fiat | car | | Bosch | MED17.3.5 | TC1793 | EEPROM | R/W | | BENCH | BOOT | |
| Fiat | car | | Bosch | EDC17C49 | TC1797 | EEPROM | R/W | | BENCH | BOOT | |
| Fiat | car | | Bosch | EDC17C69 | TC1793 | EEPROM | R/W | | BENCH | BOOT | |
| Fiat | car | | Bosch | EDC17C79 | TC1797 | EEPROM | R/W | | BENCH | BOOT | |
| Fiat | car | | Bosch | EDC17CP52 | TC1797 | EEPROM | R/W | | BENCH | BOOT | |
| Fiat | car | | Bosch | EDC17CP27 | TC1796 | EEPROM | R/W | | BENCH | BOOT | |
| Fiat | car | | Bosch | DCU17PC42 | TC1724 | EEPROM | R/W | | BENCH | | |
| Fiat | car | | Bosch | EDC17C84 | TC1782 | EEPROM | R/W | | BENCH | BOOT | |
| Fiat | car | | Bosch | EDC15C7 | C167 29F400BT | EEPROM | R/W | K-line | BENCH | | |
| Fiat | car | | Bosch | ME7.3.1 | C167 29F400BT | EEPROM 95080 | R/W | K-line | BENCH | BOOT | |
| Fiat | car | | Bosch | ME73H4 | C167 29F400BT | EEPROM 95080 | R/W | K-line | BENCH | BOOT | |
| Fiat | car | | Bosch | ME7.9.10 | ST10F275 | EEPROM 95080/95160 | R/W | K-line | BENCH | BOOT | |
| Fiat | car | | Bosch | ME7.6.3 | ST10F275 | EEPROM | R/W | K-line | BENCH | BOOT | |
| Fiat | car | | Denso | 4N15 | SH7059 | EEPROM | R/W | CAN | | BENCH | |
| Fiat | car | | Marelli | 6J | MPC555 | EEPROM | R/W | K-line | OBD | BENCH | JTAG |
| Fiat | car | | Marelli | 6F3 | MPC563/M58BW016xB/S29CL016x | EEPROM 95320 | R/W | K-line | | BENCH | JTAG |
| Fiat | car | | Marelli | 6F3 | MPC563/M58BW016xB/S29CL016x | EEPROM 95320 | R/W | CAN | | BENCH | JTAG |
| Fiat | car | | Marelli | 8F2 | MPC55x | EEPROM 95640 | R/W | CAN | OBD | BENCH | JTAG |
| Fiat | car | | Marelli | 8F2 | MPC55x | EEPROM 95640 | R/W | K-line | OBD | BENCH | JTAG |
| Fiat | car | | Marelli | 8F3 | MPC55x | EEPROM 95640 | R/W | CAN | OBD | BENCH | JTAG |
| Fiat | car | | Marelli | 8F3 | MPC55x | EEPROM 95640 | R/W | K-line | OBD | BENCH | JTAG |
| Fiat | car | | Marelli | 8DF | MPC5565 | EEPROM 95640 | R/W | CAN | | BENCH | JTAG |
| Fiat | car | | Marelli | 9DF | MPC5644 | EEPROM 95128 | R/VR/W | CAN | OBD | BENCH | JTAG |
| Fiat | car | | Marelli | 8GMF | MPC5553/5565 | EEPROM 95640 / 95128 | R/W | K-line | OBD | BENCH | JTAG |
| Fiat | car | | Marelli | 59F HW<100 | Motorola 29F200BB | EEPROM 95080 | R/W | K-line | | BENCH | BOOT |
| Fiat | car | | Marelli | 4AF HW>100 | ST10F168 / 269 | EEPROM 95160 | R/W | K-line | | BENCH | BOOT |
| Fiat | car | | Marelli | 59F HW>100 | ST10F168 / 269 | EEPROM 95160 | R/W | K-line | | BENCH | BOOT |
| Fiat | car | | Marelli | 5AF HW>100 | ST10F168 / 269 | EEPROM 95160 | R/W | K-line | | BENCH | |
| Fiat | car | | Marelli | 5NF | Motorola 29F200BB | EEPROM 95160 | R/W | K-line | OBD | BENCH | |
| Fiat | car | | Marelli | 5SF.xx HW<299 | ST10F280 | EEPROM internal | R/W | K-line | OBD | BENCH | BOOT |
| Fiat | car | | Marelli | 5SF3 HW>=300 | ST10F280 | EEPROM internal | R/W | K-line | OBD | BENCH | BOOT |
| Fiat | car | | Marelli | 5SF3 HW>=300 | ST10F280 | EEPROM internal | R/W | CAN | OBD | BENCH | BOOT |
| Fiat | car | | Marelli | 5SF4 | ST10F296 | EEPROM internal | R/W | K-line | OBD | BENCH | BOOT |
| Fiat | car | | Marelli | 5SF8 | ST10F296 | EEPROM internal | R/W | K-line | OBD | BENCH | BOOT |
| Fiat | car | | Marelli | 5SF9 | ST10F296 | EEPROM internal | R/W | K-line | OBD | BENCH | BOOT |
| Fiat | car | | Marelli | 5SF8 | ST10F296 | EEPROM internal | R/W | CAN | OBD | BENCH | BOOT |
| Fiat | car | | Marelli | 5SF9 | ST10F296 | EEPROM internal | R/W | CAN | OBD | BENCH | BOOT |
| Fiat | car | | Marelli | 8GSF | MPC5553/5565 | EEPROM 95640 / 95128 | R/W | CAN | | BENCH | JTAG |
| Fiat | car | | Marelli | 8GMF | MPC5553/5565 | EEPROM 95640 / 95128 | R/W | CAN | OBD | BENCH | JTAG |
| Fiat | car | | Marelli | 8GMW | MPC5553/5565 | EEPROM 95640 / 95128 | R/W | CAN | OBD | BENCH | JTAG |
| Fiat | car | | Marelli | 8GSW | MPC5553/5565 | EEPROM 95640 / 95128 | R/W | CAN | | BENCH | JTAG |
| Fiat | car | | Marelli | 8GMK | MPC5640 | EEPROM 95640 | R/W | CAN | OBD | BENCH | JTAG |



| | | | | | | | | | | | | |
|----------------------|-----|--------------|--------------------------|---------------------|----------|--------------------------|--------------|------|--------|-----|-------|------|
| Fiat | car | | | Marelli | 8GML | MPC5640 | EEPROM 95640 | R/W | CAN | OBD | BENCH | JTAG |
| Fiat | car | | | Marelli | 9GF.Tx | ST SPC564A | EEPROM 95640 | R/W | CAN | | BENCH | JTAG |
| Fiat | car | | | Siemens | SID803A | AM29BDD160xB / S29CDD016 | EEPROM 95320 | R/W | K-line | OBD | BENCH | JTAG |
| Fiat | car | | | Siemens | SID803A | AM29BDD160xB / S29CDD016 | EEPROM 95320 | R/W | CAN | OBD | BENCH | JTAG |
| Fiat | car | | | Bosch | EDC16+ | MPC561/2 | M58BW016DB | R/W | | | BENCH | JTAG |
| Fiat | car | | | Bosch | M1.5.5 | C167 | 29F010 | R/W | | | | BOOT |
| Fiat | car | | | Bosch | EDC15 | C167 | 29F400 | R/W | | | | BOOT |
| Fiat | car | | | Bosch | ME73H4 | C167 | 29F400 | R/W | | | | BOOT |
| Fiat | car | | | Bosch | ME7.3.1 | C167 | 29F400 | R/W | | | BENCH | BOOT |
| Fiat | car | | | Bosch | ME7.9.10 | ST10F275 | | R/W | | | | BOOT |
| Fiat | car | | | Bosch | ME7.9.9 | ST10F275 | | R/W | | | | BOOT |
| Fiat | car | | | Bosch | MED7.1.1 | C167 | 29F800 | R/W | | | | BOOT |
| Fiat | car | | | Bosch | MED7.6.1 | ST10F275 | | R/W | | | | BOOT |
| Fiat | car | | | Bosch | MED7.6.2 | ST10F275 | | R/W | | | | BOOT |
| Fiat | car | | | Lucas | DCU 3F | C167 | 29F200 | R/W | | | | BOOT |
| Fiat | car | | | Marelli | 4AF v.1 | ST10F168 | | R/W | | | BENCH | BOOT |
| Fiat | car | | | Marelli | 4AF v.2 | ST10F269 | | R/W | | | BENCH | BOOT |
| Fiat | car | | | Marelli | 4GF | ST10F296 | | R/W | | | | BOOT |
| Fiat | car | | | Marelli | 5SF3 | ST10F280 | | R/W | | OBD | BENCH | BOOT |
| Fiat | car | | | Marelli | 5SF4 | ST10F296 | | R/W | | OBD | BENCH | BOOT |
| Fiat | car | | | Marelli | 5SF.A1 | ST10F280 | | R/W | | OBD | BENCH | BOOT |
| Fiat | car | | | Marelli | 5SF8 | ST10F296 | | R/W | | OBD | BENCH | BOOT |
| Fiat | car | | | Marelli | 5SF9 | ST10F296 | | R/W | | OBD | BENCH | BOOT |
| Fiat | car | | | Visteon | J34 | ST10 | | R/W | | | | BOOT |
| Fiat | car | | | Visteon Fomoco | DCU-10x | ST10F276 | | R/W | | | | BOOT |
| Fiat | TCU | 500 | | Marelli | CFCxx | | | | | | | BOOT |
| Fiat | TCU | 500 L | | ZF | 9HP | | | | | | | BOOT |
| Fiat | TCU | 500 L | | Marelli | CFC 8TDx | | | | | | | BOOT |
| Fiat | TCU | 500 X | | Marelli | CFC 8TDx | | | | | | | BOOT |
| Fiat | TCU | 500 X | | ZF | 9HP | | | | | | | BOOT |
| Fiat | TCU | Bravo | Selectronic | Marelli | CFC300 | | | | | | | BOOT |
| Fiat | TCU | Doblò | | ZF | 9HP | | | | | | | BOOT |
| Fiat | TCU | Ducato | | Marelli | CFCxx | | | | | | | BOOT |
| Fiat | TCU | Ducato | | ZF | 9HP | | | | | | | BOOT |
| Fiat | TCU | Grande Punto | Selespeed | Marelli | CFCxx | | | | | | | BOOT |
| Fiat | TCU | Grande Punto | Selectronic | Marelli | CFC300 | | | | | | | BOOT |
| Fiat | TCU | Idea | Selespeed | Marelli | CFCxx | | | | | | | BOOT |
| Fiat | TCU | Stilo | Selespeed | Marelli | CFCxx | | | | | | | BOOT |
| Fiat | TCU | Tipo | | Marelli | CFC 8TDx | | | | | | | BOOT |
| Fiat | TCU | Toro | | ZF | 9HP | | | | | | | BOOT |
| Fiat | TCU | Viaggio | | Marelli | CFC 8TDx | | | | | | | BOOT |
| Ford | TCU | B-Max | GETRAG MPS6 | Continental Temic | 6DCT450 | | | | | | BENCH | BOOT |
| Fiat Alfa Lancia FCA | car | ALL | ALL | Bosch | MED17 | | | R/W | | | BENCH | BOOT |
| Ford | car | B-Max | 1.0l T 12 V EcoBoost | Bosch | MED17.2 | | | R/W | | OBD | | BOOT |
| Ford | car | B-Max | 1.5/1.6l TDCi -E5- | Bosch | EDC17C10 | | | R/W | | OBD | BENCH | BOOT |
| Ford | car | B-Max | 1.5l TDCi -E6- | Bosch | EDC17C70 | | | R/W | | OBD | BENCH | BOOT |
| Ford | car | C-Max | 1.0/1.6l 12/16V EcoBoost | Bosch | MED17.2 | | | R/W | | OBD | | BOOT |
| Ford | car | C-Max | 1.5l TDCi -E6- | Bosch | EDC17C70 | | | R/W | | OBD | BENCH | BOOT |
| Ford | car | C-Max | 1.6l TDCi | Bosch | EDC16C3 | | | R/W | | OBD | BENCH | JTAG |
| Ford | car | C-Max | 1.6l TDCi | Siemens | SID807 | | | R/W | | OBD | BENCH | BOOT |
| Ford | car | C-Max | 1.6 Ti-VCT Duratec | Siemens Continental | EMS2204 | | | VR/W | | OBD | | BOOT |
| Ford | car | C-Max | 1.8l TDCi | Siemens | SID202 | | | R/W | | OBD | | JTAG |
| Ford | car | C-Max | 2.0l TDCi | Siemens | SID206 | | | R/W | | OBD | | JTAG |
| Ford | car | C-Max | 2.0l TDCi | Siemens | SID803 | | | R/W | | OBD | BENCH | JTAG |
| Ford | car | C-Max | 2.0l TDCi | Siemens | SID803A | | | R/W | | OBD | BENCH | JTAG |
| Ford | car | C-Max | 2.0l TDCi | Delphi | DCM3.5 | | | R/W | | OBD | | BOOT |
| Ford | car | C-Max | 2.0l TDCi | Delphi | DCM6.1 | | | R/W | | OBD | | BOOT |
| Ford | car | C-Max ST | 2.5l 20V | Bosch | ME9.0 | | | R/W | | OBD | | BOOT |
| Ford | car | EcoSport | 1.5 EcoBoost | Siemens Continental | EMS2511 | | | R/W | | OBD | | BOOT |
| Ford | car | EcoSport | 1.5/1.6l TDCi -E5- | Bosch | EDC17C10 | | | R/W | | OBD | BENCH | BOOT |
| Ford | car | EcoSport | 1.5l TDCi -E6- | Bosch | EDC17C70 | | | R/W | | OBD | BENCH | BOOT |



| | | | | | | | | | | |
|------|-----|------------|----------------------------|---------------------|-------------|-------|-------|------|-----------|------|
| Ford | car | EcoSport | 1.5 TDCi -E6- | Bosch | MD1CS005 | TC298 | AURIX | R/W | BENCH | |
| Ford | car | EcoSport | 1.0 T | Bosch | MG1CS016 | TC275 | AURIX | R/W | BENCH | |
| Ford | car | Edge | 2.0i TDCi | Delphi | DCM6.1 | | | R/W | OBD | BOOT |
| Ford | car | Edge | 3.7 V6 | Siemens Continental | EMS24xx | | | R/W | OBD | BOOT |
| Ford | car | Edge | 2.7 Ecoboost | Bosch | MG1CS018 | TC298 | AURIX | R/W | BENCH | |
| Ford | car | Endeavour | 2.2/3.2l | Continental | SID209 | | | R/W | OBD | BOOT |
| Ford | car | Escape | 2.5 | Continental | M799G | | | R/W | OBD | BOOT |
| Ford | car | Everest | 2.2/3.2l | Continental | SID209 | | | R/W | OBD | BOOT |
| Ford | car | Explorer | 2.0i T 16V EcoBoost | Bosch | MED17.2 | | | R/W | OBD | |
| Ford | car | Explorer | 3.5 V6 | Continental | M799G | | | R/W | OBD | BOOT |
| Ford | car | F150 | 3.5 V6 | Continental | M799G | | | R/W | OBD | BOOT |
| Ford | car | F250 | 6.7 | Bosch | MD1CP006 | TC298 | AURIX | R/W | BENCH | |
| Ford | car | Fiesta | 1.2/1.4i 16V | Siemens | SIM210 | | | R/W | OBD | |
| Ford | car | Fiesta | 1.2/1.4/1.6i 16V | Siemens | SIM22 | | | R/W | OBD | |
| Ford | car | Fiesta | 1.6i 16V | Siemens | SIM24 | | | R/W | OBD | |
| Ford | car | Fiesta | 1.4i TDCi | Siemens | SID802 | | | R/W | OBD BENCH | BOOT |
| Ford | car | Fiesta | 1.4i TDCi | Siemens | SID804 | | | R/W | OBD BENCH | BOOT |
| Ford | car | Fiesta | 1.4/1.6i TDCi | Bosch | EDC16C3 | | | R/W | OBD BENCH | JTAG |
| Ford | car | Fiesta | 1.4/1.6i TDCi | Bosch | EDC16C34 | | | R/W | OBD BENCH | JTAG |
| Ford | car | Fiesta | 1.8i Tdi/TDCi | Visteon | Visteon PWM | | | R/W | OBD | |
| Ford | car | Fiesta | 1.8i TDCi | Delphi | Delphi PWM | | | R/W | OBD | |
| Ford | car | Fiesta New | 1.0/1.6i T 12/16V EcoBoost | Bosch | MED17.2 | | | R/W | OBD | |
| Ford | car | Fiesta New | 1.2i 16V | Siemens Continental | EMS200 | | | R/W | OBD | |
| Ford | car | Fiesta New | 1.4i TDCi | Siemens | SID206 | | | R/W | OBD | JTAG |
| Ford | car | Fiesta New | 1.5/1.6i TDCi -E5- | Bosch | EDC17C10 | | | R/W | OBD BENCH | BOOT |
| Ford | car | Fiesta New | 1.5i TDCi -E6- | Bosch | EDC17C70 | | | R/W | OBD BENCH | BOOT |
| Ford | car | Fiesta New | 1.6i Ti-VCT | Siemens Continental | EMS2214 | | | VR/W | OBD | |
| Ford | car | Focus | 1.6i Duratec | Siemens | SIM28 | | | R/W | OBD | |
| Ford | car | Focus | 1.6i Duratec | Siemens | SIM29 | | | R/W | OBD | |
| Ford | car | Focus | 1.0i/1.6 T 12/16V EcoBoost | Bosch | MED17.2 | | | R/W | OBD | |
| Ford | car | Focus | 1.5i TDCi -E6- | Bosch | EDC17C70 | | | R/W | OBD BENCH | BOOT |
| Ford | car | Focus | 1.6i TDCi | Bosch | EDC16C3 | | | R/W | OBD BENCH | JTAG |
| Ford | car | Focus | 1.6i TDCi | Bosch | EDC16C34 | | | R/W | OBD BENCH | JTAG |
| Ford | car | Focus | 1.6i TDCi | Siemens | SID807 | | | R/W | OBD | BOOT |
| Ford | car | Focus | 1.6 Ti-VCT Duratec | Siemens Continental | EMS2204 | | | VR/W | OBD | |
| Ford | car | Focus | 1.5 EcoBoost | Siemens Continental | EMS2511 | | | R/W | OBD | |
| Ford | car | Focus | 1.8i TDCi | Siemens | SID202 | | | R/W | OBD | JTAG |
| Ford | car | Focus | 2.0i TDCi | Siemens | SID206 | | | R/W | OBD | JTAG |
| Ford | car | Focus | 1.8i Tdi/TDCi | Visteon | Visteon PWM | | | R/W | OBD | |
| Ford | car | Focus | 1.8/2.0i TDCi | Delphi | Delphi PWM | | | R/W | OBD | |
| Ford | car | Focus | 2.0i TDCi | Siemens | SID803/803A | | | R/W | OBD BENCH | JTAG |
| Ford | car | Focus | 2.0i TDCi | Delphi | DCM3.5 | | | R/W | OBD | |
| Ford | car | Focus | 2.0i TDCi | Delphi | DCM6.1 | | | R/W | OBD | BOOT |
| Ford | car | Focus | 1.5 TDCi -E6- | Bosch | MD1CS005 | TC298 | AURIX | R/W | BENCH | |
| Ford | car | Focus | 1.0 T / 1.5T | Bosch | MG1CS016 | TC275 | AURIX | R/W | BENCH | |
| Ford | car | Focus ST | 2.0i T EcoBoost | Bosch | MED17.2 | | | R/W | OBD | |
| Ford | car | Focus ST | 2.5i 20V | Bosch | ME9.0 | | | R/W | OBD | |
| Ford | car | Fusion | 1.4i TDCi | Siemens | SID802 | | | R/W | OBD BENCH | BOOT |
| Ford | car | Fusion | 1.4i TDCi | Siemens | SID804 | | | R/W | OBD BENCH | BOOT |
| Ford | car | Fusion | 1.6i TDCi | Bosch | EDC16C34 | | | R/W | OBD BENCH | JTAG |
| Ford | car | Fusion | 1.4i 16V | Siemens | SIM210 | | | R/W | OBD | |
| Ford | car | Fusion | 1.6i 16V | Siemens | SIM22 | | | R/W | OBD | |
| Ford | car | Fusion | 2.0i 16V EcoBoost | Bosch | MED17.2 | | | R/W | OBD | |
| Ford | car | Galaxy | 1.8/2.0i TDCi | Siemens | SID206 | | | R/W | OBD | JTAG |
| Ford | car | Galaxy | 1.9i TDI PD | Bosch | EDC15P+ | | | R/W | OBD BENCH | BOOT |
| Ford | car | Galaxy | 1.9i TDI PD | Bosch | EDC15V | | | R/W | OBD | |
| Ford | car | Galaxy | 2.2i TDCi | Bosch | EDC16CP39 | | | R/W | OBD BENCH | JTAG |
| Ford | car | Galaxy | 2.0i TDCi | Delphi | DCM3.5 | | | R/W | OBD | |
| Ford | car | Galaxy | 2.0i TDCi | Delphi | DCM6.1 | | | R/W | OBD | BOOT |
| Ford | car | Galaxy | 1.6i 16V EcoBoost | Bosch | MED17.2 | | | R/W | OBD | |
| Ford | car | Ka | 1.3i MJT | Marelli | 6F3 | | | R/W | OBD BENCH | JTAG |
| Ford | car | Ka | 1.3i MJT | Marelli | 8F | | | R/W | OBD BENCH | JTAG |

WEBSITE: www.dfb-technology.com

Email: info@dfb-technology.com

Notice: Please send email to us for quotation if you want learn this tool

| | | | | | | | | | | | |
|------|-------|-----------------|-----------------------|---------------------|-----------------|------------|--------------|-----|-----|-------|------|
| Ford | car | Ka | 1.6l 16V | Siemens | SIM24 | | | R/W | OBD | | |
| Ford | car | Ka | 1.2l 8V | Marelli | 9GF | ST SPC564A | EEPROM 95640 | R/W | | BENCH | JTAG |
| Ford | car | Kuga | 1.5l TDCi -E6- | Bosch | EDC17C70 | | | R/W | OBD | BENCH | BOOT |
| Ford | car | Kuga | 1.5 EcoBoost | Siemens Continental | EMS2511 | | | R/W | OBD | | |
| Ford | car | Kuga | 2.0l TDCi | Siemens | SID206 | | | R/W | OBD | | JTAG |
| Ford | car | Kuga | 2.0l TDCi | Delphi | DCM3.5 | | | R/W | OBD | | |
| Ford | car | Kuga | 2.0l TDCi | Delphi | DCM6.1 | | | R/W | OBD | | BOOT |
| Ford | car | Kuga | 1.6/2.0l 16V EcoBoost | Bosch | MED17.2 | | | R/W | OBD | | |
| Ford | car | Kuga | 1.5 TDCi -E6- | Bosch | MD1CS005 | TC298 | AURIX | R/W | | BENCH | |
| Ford | car | Mondeo | 1.6l TDCi | Bosch | EDC17C10 | | | R/W | OBD | BENCH | BOOT |
| Ford | car | Mondeo | 1.6l TDCi | Siemens | SID807 | | | R/W | OBD | | BOOT |
| Ford | car | Mondeo | 1.8l Tdi/TDCi | Visteon | Visteon PWM | | | R/W | OBD | | |
| Ford | car | Mondeo | 1.8/2.0l TDCi | Delphi | Delphi PWM | | | R/W | OBD | | |
| Ford | car | Mondeo | 1.8/2.0l TDCi | Siemens | SID206 | | | R/W | OBD | | JTAG |
| Ford | car | Mondeo | 2.0l TDCi | Delphi | DCM3.5 | | | R/W | OBD | | |
| Ford | car | Mondeo | 2.0l TDCi | Delphi | DCM6.1 | | | R/W | OBD | | BOOT |
| Ford | car | Mondeo | 2.2l TDCi | Bosch | EDC16CP39 | | | R/W | OBD | BENCH | JTAG |
| Ford | car | Mondeo | 1.6/2.0l 16V EcoBoost | Bosch | MED17.2 | | | R/W | OBD | | |
| Ford | car | Mondeo | 2.5 l | Bosch | ME9.0 | | | R/W | OBD | | |
| Ford | car | Mustang | 4.6 l | Siemens Continental | EMS2511 | | | R/W | OBD | | |
| Ford | car | Mustang | 3.7/5.0 V6/V8 | Continental | NHE8 | | | R/W | OBD | | |
| Ford | car | Mustang | 3.7/5.0 V6/V8 | Continental | 5WY8 | | | R/W | OBD | | |
| Ford | car | Mustang | 3.7/5.0 V6/V8 | Siemens Continental | EMS24xx | | | R/W | OBD | | BOOT |
| Ford | car | Mustang | 3.7/5.0 V6/V8 | Continental | M799G | | | R/W | OBD | | BOOT |
| Ford | car | Mustang | 5.0 V8 GT | Bosch | MG1CS019 | TC298 | AURIX | R/W | | BENCH | |
| Ford | car | Puma | 1.0 T / 1.5T | Bosch | MG1CS016 | TC275 | AURIX | R/W | | BENCH | |
| Ford | car | Ranger | 2.2/3.2l 16V | Siemens | SID208 | | | R/W | OBD | | BOOT |
| Ford | car | S-Max | 1.8/2.0l TDCi | Siemens | SID206 | | | R/W | OBD | | JTAG |
| Ford | car | S-Max | 2.0l TDCi | Delphi | DCM3.5 | | | R/W | OBD | | |
| Ford | car | S-Max | 2.0l TDCi | Delphi | DCM6.1 | | | R/W | OBD | | BOOT |
| Ford | car | S-Max | 2.2l TDCi | Bosch | EDC16CP39 | | | R/W | OBD | BENCH | JTAG |
| Ford | car | S-Max | 1.6l 16V EcoBoost | Bosch | MED17.2 | | | R/W | OBD | | |
| Ford | car | Tourneo | 1.8l TDCi | Siemens | SID202/206 | | | R/W | OBD | | JTAG |
| Ford | car | Tourneo | 2.2l TDCi | Siemens | SID208 | | | R/W | OBD | | BOOT |
| Ford | car | Tourneo | 2.2l TDCi | Continent | SID209 | | | R/W | OBD | | BOOT |
| Ford | car | Tourneo | 2.0l TDCi | Continent | SID211 | | | R/W | OBD | | BOOT |
| Ford | car | Transit | 1.8l Tdi/TDCi | Visteon | Visteon PWM | | | R/W | OBD | | |
| Ford | car | Transit | 1.8l TDCi | Delphi | Delphi PWM | | | R/W | OBD | | |
| Ford | car | Transit | 2.2/2.4l TDCi | FoMoCo | FoMoCo CAN | | | R/W | OBD | | |
| Ford | car | Transit FT | 2.0l TDCi | Siemens | SID211 | | | R/W | OBD | | BOOT |
| Ford | car | Transit TTF | 2.2l TDCi | Siemens | SID208 | | | R/W | OBD | | BOOT |
| Ford | car | Transit TTF | 2.2l TDCi | Continent | SID209 | | | R/W | OBD | | BOOT |
| Ford | car | Transit Connect | 1.5l TDCi -E5- | Bosch | EDC17C10 | | | R/W | OBD | BENCH | BOOT |
| Ford | car | Transit Connect | 1.5l TDCi -E6- | Bosch | EDC17C70 | | | R/W | OBD | BENCH | BOOT |
| Ford | car | Transit Connect | 1.6l TDCi | Siemens | SID807 | | | R/W | OBD | | BOOT |
| Ford | car | Transit Connect | 1.8l TDCi | Siemens | SID202/206 | | | R/W | OBD | | JTAG |
| Ford | car | Transit Connect | 1.8l TDCi | Delphi | Delphi PWM | | | R/W | OBD | | |
| Ford | car | Transit Connect | 1.5 TDCi -E6- | Bosch | MD1CS005 | TC298 | AURIX | R/W | | BENCH | |
| Ford | car | Transit Courier | 1.5l TDCi -E5- | Bosch | EDC17C10 | | | R/W | OBD | BENCH | BOOT |
| Ford | car | Transit Courier | 1.5l TDCi -E6- | Bosch | EDC17C70 | | | R/W | OBD | BENCH | BOOT |
| Ford | car | Transit Custom | 2.2l TDCi | Siemens | SID208 | | | R/W | OBD | | BOOT |
| Ford | car | Transit Custom | 2.2l TDCi | Continent | SID209 | | | R/W | OBD | | BOOT |
| Ford | car | Transit Custom | 2.0l TDCi | Continent | SID211 | | | R/W | OBD | | BOOT |
| Ford | car | Transit Custom | 1.5 TDCi -E6- | Bosch | MD1CS005 | TC298 | AURIX | R/W | | BENCH | |
| Ford | car | | | Siemens | SID206 5WS404xx | MPC561/2 | Am29BDD160G | R/W | OBD | | JTAG |
| Ford | truck | | | Bosch | EDC7UC31 | MPC561/562 | EEPROM | R/W | | BENCH | JTAG |
| Ford | car | | | Bosch | ME9.0 | MPC561/562 | EEPROM | R/W | | BENCH | JTAG |
| Ford | car | | | Bosch | EDC16C2 | MPC555/556 | EEPROM | R/W | | BENCH | JTAG |
| Ford | car | | | Bosch | EDC16C3 | MPC555/556 | EEPROM | R/W | | BENCH | JTAG |
| Ford | car | | | Bosch | EDC16C7 | MPC555/556 | EEPROM | R/W | | BENCH | JTAG |
| Ford | car | | | Bosch | EDC16C34 | MPC561/562 | EEPROM | R/W | | BENCH | JTAG |
| Ford | car | | | Bosch | EDC16CP39 | MPC563/564 | EEPROM | R/W | | BENCH | JTAG |

WEBSITE:www.dfb-technology.com

Email:info@dfb-technology.com

Notice: Please send email to us for qutation if you want learn this tool

| | | | | | | | | | | |
|------|-----|----------|---------------------|-------------------|-----------|-----------------|--------|-----|-------|------------|
| Ford | car | | Mitsubishi | E6T0xx | | | R/W | | BENCH | |
| Ford | car | | Mitsubishi | E6T540x | | | R/W | | BENCH | |
| Ford | car | | Mitsubishi | E6T54xx | | | R/W | | BENCH | |
| Ford | car | | Mitsubishi | E6T56xx | | | R/W | | BENCH | |
| Ford | car | | Mitsubishi | E6T57xx | | | R/W | | BENCH | |
| Ford | car | | Mitsubishi | E6T58xx | | | R/W | | BENCH | |
| Ford | car | | Mitsubishi | E6T59xx | | | R/W | | BENCH | |
| Ford | car | | Bosch | EDC17C10 | TC1797 | | EEPROM | R/W | OBD | BENCH BOOT |
| Ford | car | | Bosch | EDC17C70 | TC1793 | | EEPROM | R/W | OBD | BENCH BOOT |
| Ford | car | | Bosch | EDC17CP05 | TC1796 | | EEPROM | R/W | | BENCH BOOT |
| Ford | car | | Bosch | EDC17CP05 | TC1797 | | EEPROM | R/W | | BENCH BOOT |
| Ford | car | | Bosch | EDC17CP10 | TC1797 | | EEPROM | R/W | | BENCH BOOT |
| Ford | car | | Bosch | EDC17CP11 | TC1796 | | EEPROM | R/W | | BENCH BOOT |
| Ford | car | | Bosch | EDC17CP42 | TC1797 | | EEPROM | R/W | | BENCH BOOT |
| Ford | car | | Bosch | EDC17CP65 | TC1793 | | EEPROM | R/W | | BENCH BOOT |
| Ford | car | | Bosch | ME17.0.3 | TC1724 | | EEPROM | R/W | | BOOT |
| Ford | car | | Bosch | ME17.8.5 | TC1766 | | EEPROM | R/W | | BOOT |
| Ford | car | | Bosch | MED17 | TC1767 | | EEPROM | R/W | | BENCH BOOT |
| Ford | car | | Bosch | MED17.0.1 | TC1767 | | EEPROM | R/W | | BENCH BOOT |
| Ford | car | | Bosch | MED17.0.7 | TC1782 | | EEPROM | R/W | | BENCH BOOT |
| Ford | car | | Bosch | MED17.2 | TC1767 | | EEPROM | R/W | | BENCH BOOT |
| Ford | car | | Bosch | MED17.2.2 | TC1797 | | EEPROM | R/W | | BOOT |
| Ford | car | | Bosch | MEDG17.0 | TC1797 | | EEPROM | R/W | | BENCH BOOT |
| Ford | car | | Delphi | DCM6.1 | TC1797 | | EEPROM | R/W | OBD | BOOT |
| Ford | car | | Siemens Continental | SID208 | TC1797 | | EEPROM | R/W | | BOOT |
| Ford | car | | Siemens Continental | SID209 | TC1797 | | EEPROM | R/W | OBD | BOOT |
| Ford | car | | Siemens Continental | SID807 | TC1797 | | EEPROM | R/W | OBD | BOOT |
| Ford | car | | Siemens Continental | SID807EVO | TC1797 | | EEPROM | R/W | OBD | BOOT |
| Ford | car | | Siemens Continental | SID211 | TC1791 | | EEPROM | R/W | OBD | BOOT |
| Ford | car | | Siemens Continental | EMS2204 | TC1738 | | EEPROM | R/W | | BOOT |
| Ford | car | | Siemens Continental | EMS2205 | TC1766 | | EEPROM | R/W | | BOOT |
| Ford | car | | Siemens Continental | EMS2214 | TC1767 | | EEPROM | R/W | | BOOT |
| Ford | car | | Siemens Continental | EMS24xx | TC1791 | | EEPROM | R/W | | BOOT |
| Ford | car | | Siemens Continental | EMS2511 | TC1791 | | EEPROM | R/W | | BOOT |
| Ford | car | | Bosch | EDC15 | | | R/W | | | BOOT |
| Ford | car | | Marelli | 4CFR | ST10F280 | | R/W | | | BOOT |
| Ford | car | | Siemens | SID801 | C167 | 29F200 / 29F400 | R/W | | | BOOT |
| Ford | car | | Siemens | SID802 | C167 | 29F200 / 29F400 | R/W | OBD | BENCH | BOOT |
| Ford | car | | Siemens | SID804 | C167 | 29F200 / 29F400 | R/W | OBD | BENCH | BOOT |
| Ford | car | | Siemens | SID805 | C167 | 29F200 / 29F400 | R/W | | | BOOT |
| Ford | car | | Siemens | SID806 | C167 | 29F200 / 29F400 | R/W | | | BOOT |
| Ford | car | | Siemens | SID901 | C167 | 29F200 / 29F400 | R/W | | | BOOT |
| Ford | car | | Visteon Fomoco | DCU-10x | ST10F276 | | R/W | | | BOOT |
| Ford | car | | Marelli | 5SF9 | ST10F296 | | R/W | OBD | BENCH | BOOT |
| Ford | car | | Delphi | DCM3.5 | MPC5566 | | EEPROM | R/W | | JTAG |
| Ford | car | | Continental | 5WY8 | MPC55xx | | EEPROM | R/W | | JTAG |
| Ford | car | | Marelli | 9GF | Int.Flash | | EEPROM | R/W | | BENCH JTAG |
| Ford | TCU | C-Max | GETRAG MPS6 | Continental Temic | 6DCT450 | | | | | BENCH |
| Ford | TCU | C-Max | | Siemens | UTCU | | | | | |
| Ford | TCU | Ecosport | GETRAG MPS6 | Continental Temic | 6DCT450 | | | | | BENCH |
| Ford | TCU | Edge | Torqshift | Fomoco | 6R140 | | | | | BOOT |
| Ford | TCU | Explorer | Torqshift | Fomoco | 6R140 | | | | | BOOT |
| Ford | TCU | F-250 | Torqshift | Fomoco | 6R140 | | | | | BOOT |
| Ford | TCU | F-350 | Torqshift | Fomoco | 6R140 | | | | | BOOT |
| Ford | TCU | F-450 | Torqshift | Fomoco | 6R140 | | | | | BOOT |
| Ford | TCU | F-550 | Torqshift | Fomoco | 6R140 | | | | | BOOT |
| Ford | TCU | Fiesta | GETRAG MPS6 | Continental Temic | 6DCT450 | | | | | BENCH |
| Ford | TCU | Fiesta | | Bosch | DURASHIFT | | | | | |
| Ford | TCU | Fiesta | | Siemens | UTCU | | | | | |
| Ford | TCU | Focus | GETRAG MPS6 | Continental Temic | 6DCT450 | | | | | BENCH |
| Ford | TCU | Focus | | Siemens | UTCU | | | | | |
| Ford | TCU | Fusion | | Bosch | DURASHIFT | | | | | |

WEBSITE: www.dfb-technology.com

Email: info@dfb-technology.com

Notice: Please send email to us for quotation if you want learn this tool

| | | | | | | | | | | | | |
|--------------------|-----------|-------------------------------|-------------|-------------------|-----------------------|-----------------------------|-----------------|--------|--------|-------|-------|------------------------|
| Ford | TCU | Galaxy | GETRAG MPS6 | Continental Temic | 6DCT450 | | | | | BENCH | | |
| Ford | TCU | Kuga | GETRAG MPS6 | Continental Temic | 6DCT450 | | | | | BENCH | | |
| Ford | TCU | LCF | | Siemens | UTCU | | | | | | | |
| Ford | TCU | Mondeo | GETRAG MPS6 | Continental Temic | 6DCT450 | | | | | BENCH | | |
| Ford | TCU | Mondeo | | Siemens | UTCU | | | | | | | |
| Ford | TCU | S-Max | GETRAG MPS6 | Continental Temic | 6DCT450 | | | | | BENCH | | |
| Ford | car | | | Bosch | ME9 | MPC561/2 | M58BW016DB | R/W | | | | JTAG |
| Ford | car | | | Marelli | 5SF9 | ST10F296 | EEPROM internal | R/W | K-line | OBD | BENCH | BOOT |
| Ford | car | | | Marelli | 6F3 | MPC563/M58BW016xB/S29CL016x | EEPROM 95320 | R/W | K-line | | BENCH | JTAG |
| Ford | car | | | Marelli | 6F3 | MPC563/M58BW016xB/S29CL016x | EEPROM 95320 | R/W | CAN | | BENCH | JTAG |
| Ford | car | | | Marelli | 8F | MPC5565 | EEPROM 95640 | R/W | K-line | OBD | BENCH | JTAG |
| Ford | car | | | Marelli | 8F | MPC5565 | EEPROM 95640 | R/W | CAN | OBD | BENCH | JTAG |
| Ford | car | | | Marelli | 9GF.Tx | ST SPC564A | EEPROM 95640 | R/W | CAN | | BENCH | JTAG |
| Ford | car | | | Siemens | SID802 | C167 29F400BB | EEPROM 93C56 | R/W | CAN | OBD | BENCH | BOOT |
| Ford | car | | | Siemens | SID804 | C167 29F400BB | EEPROM 93C56 | R/W | CAN | OBD | BENCH | BOOT |
| Ford | car | | | Siemens | SIM210 | C167 29F400BB | EEPROM 93C86 | R/W | CAN | | BENCH | |
| Ford | car | | | Siemens | SIM22 | C167 29F400BB | EEPROM 93C86 | R/W | CAN | | BENCH | |
| Ford | car | | | Siemens | SIM24 | C167 29F400BB | EEPROM 93C86 | R/W | CAN | | BENCH | |
| Ford - Jaguar | car | | | Delphi | | MPC555/6 | | R/W | | | | JTAG |
| Ford - Mazda | car | | | Bosch | EDC16 | MPC555/6 | Am29BL802C | R/W | | | BENCH | JTAG |
| Ford - PSA | car | | | Bosch | EDC16+ | MPC561/2 | M58BW016DB | R/W | | | BENCH | JTAG |
| Ford - PSA - Volvo | car | | | Siemens | SID 803 5WS40xxx | MPC555/6 | Am29BL802C | R/W | | | | JTAG |
| Ford - PSA - Volvo | car | | | Siemens | SID803A 5WS40xxx | MPC561/2 | Am29BDD160G | R/W | | OBD | BENCH | JTAG |
| Ford - Volvo | car | | | Visteon | ESU131 | MPC5xx | | R/W | | | | JTAG |
| Ford - Volvo | car | | | Visteon | ESU132 | MPC5xx | | R/W | | | | |
| Ford Transit | truck | | | Siemens | SID206 5WS40483 | MPC561/2 | Am29BDD160G | R/W | | OBD | | JTAG |
| FPT Industrial | engine | - | FPT Engine | Bosch | EDC17CV41 | | | R/W | | OBD | BENCH | BOOT |
| FPT Industrial | engine | Genset | FPT Engine | Bosch | MD1CE101 | | | R/VR/W | | OBD | | |
| FPT Industrial | engine | Soundproof | FPT Engine | Bosch | MD1CE101 | | | R/VR/W | | OBD | | |
| Freightliner Truck | TCU | Springer | | Siemens | EGS52 | | | | | | | BOOT |
| Geely | car | | | Delphi | MT80 | TC1766 | EEPROM | R/W | | | | BOOT |
| Geely | car | | | Bosch | MED17.8.2 | TC1767 | EEPROM | R/W | | | BENCH | |
| Geely | car | | | Bosch | M7.9.7 | C167 | EEPROM | R/W | | | | BOOT |
| Gehl | tractor | | | Bosch | EDC17CV54 | TC1767 | EEPROM | R/W | | | BENCH | BOOT |
| Gilera | motorbike | Fuoco | 500 | Marelli | Miu1 32 | | EEPROM | R/W | | OBD | | |
| Gilera | motorbike | GP800 | 839 | Marelli | 59M | | EEPROM | R/W | | OBD | | |
| Gilera | motorbike | GP800 | 839 | Marelli | 5AM | | | R/W | | OBD | | |
| Gilera | motorbike | Nexus | 125/250/300 | Marelli | Miu1 32 | | | R/W | | OBD | | |
| Gilera | motorbike | | | Marelli | 59M HW<100 | C167 29F200BB | EEPROM 95080 | R/W | K-line | | BENCH | |
| Gilera | motorbike | | | Marelli | 59M HW>100 | ST10F168 / 269 | EEPROM 95160 | R/W | K-line | | BENCH | |
| GM | car | | | Siemens | SIM2K-141 | MPC5xx | | R/W | | | | JTAG |
| GM | car | | | Siemens | SIM2K-D160 | MPC5xx | | R/W | | | | JTAG |
| GM | car | | | Bosch | EDC16C39 | MPC561/562 | EEPROM | R/W | | | BENCH | JTAG |
| GM | car | | | Bosch | E86 Acdelco EDC17CP18 | TC1797 | EEPROM | R/W | | | BENCH | BOOT |
| GM | car | | | Siemens | M300 B10D | C167 | EEPROM | R/W | | | | BOOT |
| GM | car | | | Siemens | D52 | C167 | 29F200 / 29F400 | R/W | | | | BOOT |
| GM - Opel | car | | | Denso | 6DE1 | Renesas 64F7058 | | R/W | | | | READ JTAG / WRITE BOOT |
| GM - Opel | car | | | Denso | 1.7 CDTI | Renesas SH7058 | | R/W | | | | READ JTAG / WRITE BOOT |
| GM - Opel | car | | | Denso | 1.7 CDTI | Renesas SH7059 | | R/W | | | | READ JTAG / WRITE BOOT |
| GM - Opel | car | | | Delphi | DCM3.7 | Renesas R5F7 | | R/W | | OBD | | READ JTAG / WRITE BOOT |
| GMC | car | | | Bosch | EDC17CP18 | TC1797 | EEPROM | R/W | | | BENCH | BOOT |
| Great Wall | car | | | Bosch | EDC16C39 | MPC561/562 | EEPROM | R/W | | | BENCH | JTAG |
| Great Wall | car | | | Bosch | EDC17C53 | TC1767 | EEPROM | R/W | | | BENCH | BOOT |
| Grim | tractor | 9-series 3500 | 4.5 l | Bosch | EDC17CV41 | | | R/W | | OBD | BENCH | BOOT |
| Guaresi | tractor | G120 MS40 | | Bosch | EDC17CV41 | | | R/W | | OBD | BENCH | BOOT |
| GWM | car | | | Bosch | EDC16+ | MPC561/2 | M58BW016DB | R/W | | | BENCH | JTAG |
| Harley Davidson | motorbike | Blackline Softail | 1600 | Delphi | | | | R/W | | OBD | | |
| Harley Davidson | motorbike | Breakout Softail | 1700 | Delphi | | | | R/W | | OBD | | |
| Harley Davidson | motorbike | Convertible Softail | 1800 | Delphi | | | | R/W | | OBD | | |
| Harley Davidson | motorbike | Custom Sportster | 1200 | Delphi | | | | R/W | | OBD | | |
| Harley Davidson | motorbike | Deluxe Softail | 1600, 1700 | Delphi | | | | R/W | | OBD | | |
| Harley Davidson | motorbike | Electra Glide Ultra Classic T | 1700, 1800 | Delphi | | | | R/W | | OBD | | |

WEBSITE:www.dfb-technology.com

Email:info@dfb-technology.com

Notice: Please send email to us for qutation if you want learn this tool

| | | | | | | | | | | | |
|----------------------|-----------|---------------------------|--------------|-----------|-----------|---------------|----------------|--------|--------|------------------------|------------------------|
| Harley Davidson | motorbike | Fat Bob Dyna | 1700 | Delphi | | | R/W | OBD | | | |
| Harley Davidson | motorbike | Fat Boy Softail | 1700 | Delphi | | | R/W | OBD | | | |
| Harley Davidson | motorbike | Forty-Eight Sportster | 1200 | Delphi | | | R/W | OBD | | | |
| Harley Davidson | motorbike | Freewheeler Trike | 1700 | Delphi | | | R/W | OBD | | | |
| Harley Davidson | motorbike | Heritage Classic Softail | 1600, 1700 | Delphi | | | R/W | OBD | | | |
| Harley Davidson | motorbike | Iron Sportster | 883 | Delphi | | | R/W | OBD | | | |
| Harley Davidson | motorbike | Low Rider Dyna | 1700 | Delphi | | | R/W | OBD | | | |
| Harley Davidson | motorbike | Road Glide CVO | 1700 | Delphi | | | R/W | OBD | | | |
| Harley Davidson | motorbike | Road King Classic Touring | 1700 | Delphi | | | R/W | OBD | | | |
| Harley Davidson | motorbike | Road King CVO | 1800 | Delphi | | | R/W | OBD | | | |
| Harley Davidson | motorbike | Seventy-Two Sportster | 1700 | Delphi | | | R/W | OBD | | | |
| Harley Davidson | motorbike | Slim Softail | 1700, 1800 | Delphi | | | R/W | OBD | | | |
| Harley Davidson | motorbike | Street HD | 500, 750 | Delphi | | | R/W | OBD | | | |
| Harley Davidson | motorbike | Street Bob Dyna | 1700 | Delphi | | | R/W | OBD | | | |
| Harley Davidson | motorbike | Street Glide | 1700, 1800 | Delphi | | | R/W | OBD | | | |
| Harley Davidson | motorbike | Super Glide Custom Dyna | 1700 | Delphi | | | R/W | OBD | | | |
| Harley Davidson | motorbike | Switch Back Dyna | 1700 | Delphi | | | R/W | OBD | | | |
| Harley Davidson | motorbike | Tri Glide Ultra Touring | 1700 | Delphi | | | R/W | OBD | | | |
| Harley Davidson | motorbike | Wide Glide Dyna | 1700 | Delphi | | | R/W | OBD | | | |
| Hino | truck | | | Bosch | EDC7UC31 | MPC561/562 | EEPROM | | BENCH | JTAG | |
| Hino | car | | | Bosch | DCU17HD01 | TC1766 | EEPROM | | BENCH | BOOT | |
| Hino | car | | | Denso | 896xx | Renesas | | R/W | | READ JTAG / WRITE BOOT | |
| Hitachi | Excavator | Zaxis | 145W | Bosch | EDC17CV52 | | | R/W | OBD | | |
| Hitachi | Excavator | Zaxis | 130LCN | Transtorn | M3 | | | R/W | OBD | | |
| Hitachi | Excavator | Zaxis | 170-190-220W | 5.2DTI | Transtorn | M3 | | R/W | OBD | | |
| Hitachi | Excavator | Zaxis | 250LC | 5.2DTI | Transtorn | M3 | | R/W | OBD | | |
| Hitachi | Excavator | Zaxis | 250LC | 5.2DTI | Transtorn | M5 | | R/W | OBD | | |
| Honda | car | ALL | ALL | Bosch | EDC17 | | | R/W | BENCH | BOOT | |
| Honda | car | Accord | 2.2i CTDI | Bosch | EDC16C31 | | | R/W | OBD | BENCH | JTAG |
| Honda | car | Civic | 1.7i CDTI | Bosch | EDC15C7 | | | R/W | OBD | | |
| Honda | car | Civic | 2.2i CTDI | Bosch | EDC16C31 | | | R/W | OBD | BENCH | JTAG |
| Honda | car | CR V | 2.2i CTDI | Bosch | EDC16C31 | | | R/W | OBD | BENCH | JTAG |
| Honda | car | FR V | 2.2i CTDI | Bosch | EDC16C31 | | | R/W | OBD | BENCH | JTAG |
| Honda | car | JAZZ | 1.2i i-DSi | Bosch | ME7.9.3 | | | R/W | OBD | | |
| Honda | car | | | Bosch | EDC17C7 | C167 29F400BT | EEPROM 95P08 | R/W | K-line | BENCH | BOOT |
| Honda | car | | | Bosch | ME7.9.3 | C167 29F800BB | EEPROM 95040 | R/W | K-line | BENCH | |
| Honda | car | | | Bosch | EDC16 | MPC555/6 | Am29BL802C | R/W | | BENCH | JTAG |
| Honda | car | | | Bosch | EDC16C7 | MPC555/556 | EEPROM | R/W | | BENCH | JTAG |
| Honda | car | | | Bosch | EDC17C06 | TC1792 | Flash Internal | EEPROM | | BENCH | BOOT |
| Honda | car | | | Bosch | EDC17CP16 | TC1796 | Flash Internal | EEPROM | | BENCH | BOOT |
| Honda | car | | | Bosch | EDC17CP50 | TC1797 | Flash Internal | EEPROM | | BENCH | BOOT |
| Honda | car | | | Bosch | EDC17C58 | TC1793 | Flash Internal | EEPROM | | BENCH | BOOT |
| Honda | car | | | Bosch | MED17.9.3 | TC1793 | Flash Internal | EEPROM | | BENCH | BOOT |
| Honda | car | | | Bosch | ME7.9.3 | C167 | 29F800 | R/W | | | BOOT |
| Honda | car | | | Bosch | ME7.9.7 | C167 | 29F800 | R/W | | | BOOT |
| Honda | car | | | Bosch | ME7.9.7 | ST10F275 | | R/W | | | BOOT |
| Honda | car | | | Denso | Keihin | Renesas | | R/W | | | READ JTAG / WRITE BOOT |
| Honda | TCU | Avancier | | ZF | 9HP | | | | | | BOOT |
| Honda | TCU | Civic | | ZF | 9HP | | | | | | BOOT |
| Honda | TCU | CR-V [3] | | ZF | 9HP | | | | | | BOOT |
| Honda | TCU | Odyssey | | ZF | 9HP | | | | | | BOOT |
| Honda | TCU | Passport | | ZF | 9HP | | | | | | BOOT |
| Honda | TCU | Pilot | | ZF | 9HP | | | | | | BOOT |
| Honda | TCU | Ridgeline | | ZF | 9HP | | | | | | BOOT |
| Honda | TCU | UR-V | | ZF | 9HP | | | | | | BOOT |
| Honda Accord - MT/AT | car | | | Denso | - | Renesas | | R/W | | | READ JTAG / WRITE BOOT |
| Honda Accord 24 | car | | | Denso | - | Renesas | | R/W | | | READ JTAG / WRITE BOOT |
| Honda Civic - MT/AT | car | | | Denso | - | Renesas | | R/W | | | READ JTAG / WRITE BOOT |
| Honda Civic Type R | car | | | Denso | - | Renesas | | R/W | | | READ JTAG / WRITE BOOT |
| Honda Jazz - MT/AT | car | | | Denso | - | Renesas | | R/W | | | READ JTAG / WRITE BOOT |
| Honda Stream VTE | car | | | Denso | - | Renesas | | R/W | | | READ JTAG / WRITE BOOT |
| Hummer | car | H2 | 6.0l E3 | Delphi | VPW | | | R/W | OBD | | |

WEBSITE:www.dfb-technology.com

Email:info@dfb-technology.com

Notice: Please send email to us for quotation if you want learn this tool

| | | | | | | | | | | |
|-----------|---------|----------|---------------|------------|--------------------|----------------|------|--------|-------|------------------------|
| Hummer | car | H3 | 3.5l E3 | Delphi | VPW | | R/W | OBD | | |
| Hummer | car | H3 | 5.3l V8 E5 | Delphi | LH8 | | R/W | OBD | | |
| Hurlimann | tractor | XL | 6.0 130—185CV | Deutz | Deutz control unit | | R/W | OBD | | |
| Hurlimann | tractor | XL | 6.0 130—185CV | Bosch | EDC16UC40 | | R/W | OBD | BENCH | JTAG |
| Hyundai | car | | | Siemens | Theta PI | MPC5xx | R/W | | | JTAG |
| Hyundai | car | ALL | ALL | Bosch | EDC17 | | R/W | | BENCH | BOOT |
| Hyundai | car | Accent | 1.5l CRDi | Bosch | EDC15C7 | | R/W | OBD | | |
| Hyundai | car | Accent | 1.5l CRDi | Bosch | EDC16C39 | | R/W | OBD | BENCH | JTAG |
| Hyundai | car | Accent | 1.6l CRDi | Bosch | EDC17C08 | | VR/W | OBD | BENCH | BOOT |
| Hyundai | car | Accent | 1.6l CRDi | Bosch | EDC17CP14 | | VR/W | OBD | BENCH | BOOT |
| Hyundai | car | Avante | 1.5l CRDi | Bosch | EDC15C7 | | R/W | OBD | | |
| Hyundai | car | Avante | 1.5l CRDi | Bosch | EDC16C39 | | R/W | OBD | BENCH | JTAG |
| Hyundai | car | Axera | 1.5l CRDi | Bosch | EDC16C39 | | R/W | OBD | BENCH | JTAG |
| Hyundai | car | Elantra | 2.0l CRDi | Bosch | EDC15C7 | | R/W | OBD | | |
| Hyundai | car | Getz | 1.5l CRDi | Bosch | EDC15C7 | | R/W | OBD | | |
| Hyundai | car | Getz | 1.5l CRDi | Bosch | EDC16C39 | | R/W | OBD | BENCH | JTAG |
| Hyundai | car | H1 | 2.5l CRDi | Bosch | EDC15C7 | | R/W | OBD | | |
| Hyundai | car | H1 | 2.5l CRDi | Delphi | DCM3.7 | | R/W | OBD | | READ JTAG / WRITE BOOT |
| Hyundai | car | H1 | 2.5l CRDi | Bosch | EDC16C39 | | R/W | OBD | BENCH | JTAG |
| Hyundai | car | H200 | 2.5l CRDi | Bosch | EDC15C7 | | R/W | OBD | | |
| Hyundai | car | H200 | 2.5l CRDi | Bosch | EDC16C39 | | R/W | OBD | BENCH | JTAG |
| Hyundai | car | I 10 | 1.1l CRDi | Bosch | EDC16C39 | | R/W | OBD | BENCH | JTAG |
| Hyundai | car | I 20 | 1.4l CRDi | Delphi | DCM3.7 | | R/W | OBD | | READ JTAG / WRITE BOOT |
| Hyundai | car | I 20 | 1.4l CRDi | Delphi | DCM6.2AP | SPC5674 | R/W | | | BOOT + JTAG |
| Hyundai | car | I 20 | 1.6l CRDi | Bosch | EDC16C39 | | R/W | OBD | BENCH | JTAG |
| Hyundai | car | I 30 | 1.4l CRDi | Delphi | DCM3.7 | | R/W | OBD | | READ JTAG / WRITE BOOT |
| Hyundai | car | I 30 | 1.6l CRDi | Bosch | EDC16C39 | | R/W | OBD | BENCH | JTAG |
| Hyundai | car | I 30 | 1.6l CRDi | Bosch | EDC17C08 | | VR/W | OBD | BENCH | BOOT |
| Hyundai | car | I 30 | 1.6l CRDi | Bosch | EDC17CP14 | | VR/W | OBD | BENCH | BOOT |
| Hyundai | car | IX20 | 1.4l CRDi | Delphi | DCM3.7 | | R/W | OBD | | READ JTAG / WRITE BOOT |
| Hyundai | car | IX35 | 2.0l CRDi | Bosch | EDC17C08 | | VR/W | OBD | BENCH | BOOT |
| Hyundai | car | IX35 | 2.0l CRDi | Bosch | EDC17CP14 | | VR/W | OBD | BENCH | BOOT |
| Hyundai | car | Lavita | 1.5l CRDi | Bosch | EDC15C7 | | R/W | OBD | | |
| Hyundai | car | Lavita | 1.5l CRDi | Bosch | EDC16C39 | | R/W | OBD | BENCH | JTAG |
| Hyundai | car | Matrix | 1.5l CRDi | Bosch | EDC15C7 | | R/W | OBD | | |
| Hyundai | car | Porter | 2.5 - Eu6 | Bosch | MG1CS012 | TC298 | R/W | | BENCH | |
| Hyundai | car | Santa Fe | 2.0l CRDi | Bosch | EDC15C7 | | R/W | OBD | | |
| Hyundai | car | Santa Fe | 2.2l CRDi | Bosch | EDC16C39 | | R/W | OBD | BENCH | JTAG |
| Hyundai | car | Santa Fe | 2.2l CRDi | Bosch | EDC17C08 | | VR/W | OBD | BENCH | BOOT |
| Hyundai | car | Santa Fe | 2.2l CRDi | Bosch | EDC17CP14 | | VR/W | OBD | BENCH | BOOT |
| Hyundai | car | Sonica | 2.0l CRDi | Bosch | EDC16C39 | | R/W | OBD | BENCH | JTAG |
| Hyundai | car | Starex | 2.5l CRDi | Bosch | EDC15C7 | | R/W | OBD | | |
| Hyundai | car | Starex | 2.5l CRDi | Bosch | EDC16C39 | | R/W | OBD | BENCH | JTAG |
| Hyundai | car | Terracan | 2.9l CRDi | Delphi | DDCR | | R/W | OBD | | |
| Hyundai | car | Trajjet | 2.0l CRDi | Bosch | EDC15C7 | | R/W | OBD | | |
| Hyundai | car | Tucson | 2.0l CRDi | Bosch | EDC15C7 | | R/W | OBD | | |
| Hyundai | car | Tucson | 2.0l CRDi | Bosch | EDC16C39 | | R/W | OBD | BENCH | JTAG |
| Hyundai | car | Verna | 1.5l CRDi | Bosch | EDC15C7 | | R/W | OBD | | |
| Hyundai | car | Verna | 1.5l CRDi | Bosch | EDC16C39 | | R/W | OBD | BENCH | JTAG |
| Hyundai | car | | | Bosch | EDC15C7 | C167 29F400BT | R/W | K-line | BENCH | |
| Hyundai | car | | | Denso | 39100-48700C | RENESAS SH7058 | R/W | CAN | BENCH | READ JTAG / WRITE BOOT |
| Hyundai | car | | | Siemens | SIM2K-140 | MPC5xx | R/W | | | JTAG |
| Hyundai | car | | | Bosch | EDC16C39 | MPC561/562 | R/W | | BENCH | JTAG |
| Hyundai | car | | | Bosch | EDC16CP34 | MPC563/564 | R/W | | BENCH | JTAG |
| Hyundai | car | | | Mitsubishi | E2T7xxx | | R/W | | BENCH | |
| Hyundai | car | | | Kefico | EH22zz | | R/W | | BENCH | |
| Hyundai | car | | | Bosch | EDC17 | TC1796 | R/W | | BENCH | BOOT |
| Hyundai | car | | | Bosch | EDC17C08 | TC1766 | R/W | | BENCH | BOOT |
| Hyundai | car | | | Bosch | EDC17C53 | TC1767 | R/W | | BENCH | BOOT |
| Hyundai | car | | | Bosch | EDC17C57 | TC1793 | R/W | | BENCH | BOOT |
| Hyundai | car | | | Bosch | EDC17CP62 | TC1793 | R/W | | BENCH | BOOT |
| Hyundai | car | | | Bosch | MED17.9.8 | TC1767 | R/W | | | BOOT |

WEBSITE: www.dfb-technology.com

Email: info@dfb-technology.com

Notice: Please send email to us for quotation if you want learn this tool

| | | | | | | | | |
|---------|-------|-----------------------|-----------------------|------------------|-----------------|-----|-------|-------------|
| Hyundai | car | Bosch | MED17.9.30 | TC1793 | EEPROM | R/W | BENCH | BOOT |
| Hyundai | car | Bosch | MEDG17.9.8 | TC1767 | EEPROM | R/W | | BOOT |
| Hyundai | car | Bosch | ME17.9.11 | TC1762 | EEPROM | R/W | BENCH | BOOT |
| Hyundai | car | Bosch | ME17.9.13 | TC1762 | EEPROM | R/W | BENCH | BOOT |
| Hyundai | car | Bosch | MEG17.9.12 | TC1762 | EEPROM | R/W | BENCH | BOOT |
| Hyundai | car | Bosch | MEG17.9.21 | TC1724 | EEPROM | R/W | BENCH | BOOT |
| Hyundai | car | Bosch | ME17.9.21 | TC1724 | EEPROM | R/W | BENCH | BOOT |
| Hyundai | car | Bosch | ME17.9.1 | TC1796 | EEPROM | R/W | | BOOT |
| Hyundai | car | Delphi | MT86 | TC1766 | EEPROM | R/W | | BOOT |
| Hyundai | car | Kefico | KME1.9.3 | TC1796 | EEPROM | R/W | BENCH | BOOT |
| Hyundai | car | Siemens - Continental | SIM2K-240 | TC1767 - TC1766 | EEPROM | R/W | | BOOT |
| Hyundai | car | Siemens - Continental | SIM2K-240R | TC1767 | EEPROM | R/W | | BOOT |
| Hyundai | car | Siemens Continental | SIM2K-241 | TC1767 | EEPROM | R/W | | BOOT |
| Hyundai | car | Siemens Continental | SIM2K-242 | TC1767 | EEPROM | R/W | | BOOT |
| Hyundai | car | Siemens Continental | SIM2K-245 | TC1767 | EEPROM | R/W | | BOOT |
| Hyundai | car | Siemens Continental | SIM2K-341 | MPCZ561 / TC1766 | EEPROM | R/W | | JTAG |
| Hyundai | car | Siemens | CPEGD2.20.1 | TC1782 | EEPROM | R/W | | BOOT |
| Hyundai | car | Siemens | CPEGD2.20.3 | TC1782 | EEPROM | R/W | | BOOT |
| Hyundai | car | Bosch | DCU24 | TC1724 | EEPROM | R/W | BENCH | |
| Hyundai | car | Bosch | EDC15 | | | R/W | | BOOT |
| Hyundai | car | Bosch | EDC15C7 | C167 | 29F400 | R/W | | BOOT |
| Hyundai | car | Bosch | ME7.9 | C167 | 29F400 | R/W | | BOOT |
| Hyundai | car | Siemens | SIMK43 | C167 | 29F400 / 29F800 | R/W | | BOOT |
| Hyundai | car | Siemens | 5WYxxx | C167 | 29F400 / 29F800 | R/W | | BOOT |
| Hyundai | car | Bosch | EDC15 | | | R/W | | BOOT |
| Hyundai | truck | Delphi | ETC3 | MPC55xx | EEPROM | R/W | | JTAG |
| Hyundai | truck | Delphi | PCX2 | MPC55xx | EEPROM | R/W | | JTAG |
| Hyundai | car | Delphi | DCM6.2AP | SPC5674 | EEPROM | R/W | | BOOT + JTAG |
| Hyundai | car | Delphi | DCM6.2 | SPC5674 | EEPROM | R/W | | BOOT + JTAG |
| Hyundai | TCU | Avante | Siemens - Continental | SIM2K-241 | | | | BOOT |
| Hyundai | TCU | Azera | Siemens - Continental | SIM2K-341 | | | | BOOT |
| Hyundai | TCU | Genesis | Siemens - Continental | SIM2K-240 | | | | BOOT |
| Hyundai | TCU | Genesis | Siemens - Continental | SIM2K-240R | | | | BOOT |
| Hyundai | TCU | Genesis | Siemens - Continental | SIM2K-341 | | | | BOOT |
| Hyundai | TCU | Grandeur | Siemens - Continental | SIM2K-341 | | | | BOOT |
| Hyundai | TCU | Elantra | Siemens - Continental | SIM2K-241 | | | | BOOT |
| Hyundai | TCU | H-1 / H1 | Siemens - Continental | SIM2K-240 | | | | BOOT |
| Hyundai | TCU | H-1 / H1 | Siemens - Continental | SIM2K-240R | | | | BOOT |
| Hyundai | TCU | H-1 / H1 | Siemens - Continental | SIM2K-341 | | | | BOOT |
| Hyundai | TCU | H300 | Siemens - Continental | SIM2K-240 | | | | BOOT |
| Hyundai | TCU | H300 | Siemens - Continental | SIM2K-240R | | | | BOOT |
| Hyundai | TCU | i35 | Siemens - Continental | SIM2K-140 | | | | BOOT |
| Hyundai | TCU | i45 | Siemens - Continental | SIM2K-241 | | | | BOOT |
| Hyundai | TCU | i800 | Siemens - Continental | SIM2K-240 | | | | BOOT |
| Hyundai | TCU | iLoad | Siemens - Continental | SIM2K-240 | | | | BOOT |
| Hyundai | TCU | iLoad | Siemens - Continental | SIM2K-341 | | | | BOOT |
| Hyundai | TCU | iMax | Siemens - Continental | SIM2K-240 | | | | BOOT |
| Hyundai | TCU | iMax | Siemens - Continental | SIM2K-341 | | | | BOOT |
| Hyundai | TCU | ix35 | Siemens - Continental | SIM2K-140 | | | | BOOT |
| Hyundai | TCU | ix35 | Siemens - Continental | SIM2K-240 | | | | BOOT |
| Hyundai | TCU | ix35 | Siemens - Continental | SIM2K-240R | | | | BOOT |
| Hyundai | TCU | ix35 | Siemens - Continental | SIM2K-341 | | | | BOOT |
| Hyundai | TCU | ix45 | Siemens - Continental | SIM2K-341 | | | | BOOT |
| Hyundai | TCU | Mohave | Siemens - Continental | SIM2K-140 | | | | BOOT |
| Hyundai | TCU | Santa Fe | Siemens - Continental | SIM2K-240 | | | | BOOT |
| Hyundai | TCU | Santa Fe | Siemens - Continental | SIM2K-341 | | | | BOOT |
| Hyundai | TCU | Sonata | Siemens - Continental | SIM2K-140 | | | | BOOT |
| Hyundai | TCU | Sonata | Siemens - Continental | SIM2K-143 | | | | BOOT |
| Hyundai | TCU | Sonata | Siemens - Continental | SIM2K-240 | | | | BOOT |
| Hyundai | TCU | Sonata | Siemens - Continental | SIM2K-240R | | | | BOOT |
| Hyundai | TCU | Sonata | Siemens - Continental | SIM2K-241 | | | | BOOT |
| Hyundai | TCU | Sonata | Siemens - Continental | SIM2K-341 | | | | BOOT |

| | | | | | | | | | | |
|-------------------|-----------|--------------------|-----------------|-----------------------|-----------------|-----------------|------------|-----|-----|------------------------------|
| Hyundai | TCU | Starex | | Siemens - Continental | SIM2K-240 | | | | | BOOT |
| Hyundai | TCU | Starex | | Siemens - Continental | SIM2K-341 | | | | | BOOT |
| Hyundai | TCU | Tucson | | Siemens - Continental | SIM2K-240 | | | | | BOOT |
| Hyundai | TCU | Tucson | | Siemens - Continental | SIM2K-341 | | | | | BOOT |
| Hyundai | truck | 380-440 | PowerTec Engine | Delphi | PowerTec 2004/6 | | R/W | | OBD | |
| Hyundai | truck | 290-440 | PowerTec Engine | Delphi | PowerTec 2008/9 | | R/W | | OBD | |
| Hyundai | truck | 320-380 | PowerTec Engine | Delphi | PowerTec 2010 | | R/W | | OBD | |
| Hyundai | truck | 450-500 | PowerTec Engine | Delphi | PowerTec 2010 | | R/W | | OBD | |
| Hyundai | truck | Super AeroCity BUS | PowerTec Engine | Delphi | PowerTec 2004/6 | | R/W | | OBD | |
| Hyundai | truck | Unicity BUS | PowerTec Engine | Delphi | PowerTec 2004/6 | | R/W | | OBD | |
| Hyundai | truck | Universe BUS | PowerTec Engine | Delphi | PowerTec 2008/9 | | R/W | | OBD | |
| Hyundai - Kia | car | | | Bosch | EDC16+ | MPC561/2 | M58BW016DB | R/W | | BENCH JTAG |
| Hyundai - Kia | car | | | Siemens | SIM2K-143 | MPC5xx | | R/W | | JTAG |
| Hyundai - Kia | car | | | Siemens - Continental | SIM2K-341 | MPC5xx | | R/W | | JTAG |
| Hyundai - Kia | car | | | Delphi | DCM3.7 | Renesas R5F7 | | R/W | OBD | READ JTAG / WRITE BOOT |
| Hyundai - Kia | car | | | Denso | 39199-4ADN0 | Renesas SH72546 | | R/W | | BENCH READ JTAG / WRITE BOOT |
| Hyundai - Kia | car | | | Denso | MB275700 | Renesas SH72546 | | R/W | | BENCH READ JTAG / WRITE BOOT |
| Indian Motorcycle | motorbike | | | Bosch | ME17.9.74 | TC1762 | EEPROM | R/W | | BENCH BOOT |
| Infiniti | car | EX | 3.0l V6 | Bosch | EDC16CP33 | | EEPROM | R/W | OBD | BENCH JTAG |
| Infiniti | car | EX | 3.0l V6 | Bosch | EDC16CP42 | | EEPROM | R/W | OBD | BENCH JTAG |
| Infiniti | car | FX | 3.0l V6 | Bosch | EDC16CP33 | | EEPROM | R/W | OBD | BENCH JTAG |
| Infiniti | car | FX | 3.0l V6 | Bosch | EDC16CP42 | | EEPROM | R/W | OBD | BENCH JTAG |
| Infiniti | car | Q30 | 2.2l | Delphi | CRD3.30 | | EEPROM | R/W | OBD | |
| Infiniti | car | Q30 | 1.5l | Siemens Continental | SID310 | | EEPROM | R/W | OBD | BOOT |
| Infiniti | car | Qx50 | 3.0l V6 | Bosch | EDC16CP42 | | EEPROM | R/W | OBD | BENCH JTAG |
| Infiniti | car | Qx70 | 3.0l V6 | Bosch | EDC16CP42 | | EEPROM | R/W | OBD | BENCH JTAG |
| Infiniti | car | | | Bosch | MED17.7.2 | TC1797 | EEPROM | R/W | | BENCH BOOT |
| Infiniti | car | | | Delphi | CRD3.1x | TC1797 | EEPROM | R/W | | BENCH BOOT |
| Infiniti | car | | | Delphi | CRD3.2x | TC1797 | EEPROM | R/W | | BENCH BOOT |
| Infiniti | car | | | Delphi | CRD3.3x | TC1797 | EEPROM | R/W | | BENCH BOOT |
| Infiniti | car | | | Delphi | CRD3.4x | TC1797 | EEPROM | R/W | | BENCH BOOT |
| Infiniti | car | | | Delphi | CRD3.5x | TC1797 | EEPROM | R/W | | BENCH BOOT |
| Infiniti | car | | | Delphi | CRD3.6x | TC1797 | EEPROM | R/W | | BENCH BOOT |
| Infiniti | car | | | Delphi | CRD3.7x | TC1797 | EEPROM | R/W | | BENCH BOOT |
| International | truck | | | Bosch | EDC7UC31 | MPC561/562 | EEPROM | R/W | | BENCH JTAG |
| Iran Khodro IKCO | car | | | Siemens | SIM2K34 | C167 | EEPROM | R/W | | BOOT |
| Isuzu | car | D Max | 3.0l DTI | Bosch | EDC15M | | EEPROM | W | OBD | |
| Isuzu | car | D Max | 3.0l E4 DTI | Delphi | Delphi | | EEPROM | R/W | OBD | JTAG |
| Isuzu | car | D Max | 3.0l E4 DTI | Transtron | Transtron | | EEPROM | R/W | OBD | JTAG |
| Isuzu | car | D Max | 2.5l E5 DTI | Transtron | Transtron | | EEPROM | R/W | OBD | JTAG |
| Isuzu | truck | FRV34 | 8.0l | Transtron | Transtron | | | R/W | OBD | JTAG |
| Isuzu | truck | L35 | 3.0l DTI | Transtron | Transtron | | | R/W | OBD | JTAG |
| Isuzu | truck | N35 | 3.0l DTI | Transtron | Transtron | | | R/W | OBD | JTAG |
| Isuzu | truck | P75 | 3.0l DTI | Transtron | Transtron | | | R/W | OBD | JTAG |
| Isuzu | truck | Bus NOVO | 5.2l DTI E6 | Transtron | Transtron | | | R/W | OBD | JTAG |
| Isuzu | truck | Bus TURQUOISE | 5.2l DTI | Transtron | Transtron | | | R/W | OBD | JTAG |
| Isuzu | truck | | | Delphi | | MPC5xx | | R/W | | JTAG |
| Isuzu | car | | | Bosch | EDC17C09 | TC1766 | EEPROM | R/W | | BENCH BOOT |
| Isuzu | car | | | Bosch | EDC17C83 | TC1793 | EEPROM | R/W | | BENCH BOOT |
| Isuzu | car | | | Bosch | EDC17CV41 | TC1797 | EEPROM | R/W | | BENCH BOOT |
| Isuzu | car | | | Bosch | EDC17CV42 | TC1797 | EEPROM | R/W | | BENCH BOOT |
| Isuzu | car | | | Bosch | DCU17HD01 | TC1766 | EEPROM | R/W | | BENCH BOOT |
| Isuzu | car | | | Denso | 896xx | Resasas | EEPROM | R/W | | READ JTAG / WRITE BOOT |
| Isuzu | car | | | Transtron | Type 4 | Renesas | EEPROM | R/W | | READ JTAG / WRITE BOOT |
| Isuzu | car | | | Transtron | M5.2.1 | Renesas | EEPROM | R/W | | READ JTAG / WRITE BOOT |
| Isuzu | car | | | Transtron | - | Renesas | EEPROM | R/W | | READ JTAG / WRITE BOOT |
| Isuzu | car | | | Transtron | 4jxx | Renesas | | R/W | | READ JTAG / WRITE BOOT |
| Isuzu | car | | | Denso | 6DE1 | Renesas | | R/W | | READ JTAG / WRITE BOOT |
| Iveco | truck | Daily | 2.3/2.8l | Bosch | MS6.3 200 | | | R/W | OBD | |
| Iveco | truck | Daily | 2.3/2.8l | Bosch | MS6.4 400 | | | R/W | OBD | |
| Iveco | truck | Daily | 2.3/2.8/3.0l | Bosch | EDC16C8 | | | R/W | OBD | BENCH JTAG |
| Iveco | truck | New Daily | 2.3/3.0l | Bosch | EDC16C39 | | | R/W | OBD | BENCH JTAG |

WEBSITE:www.dfb-technology.com

Email:info@dfb-technology.com

Notice: Please send email to us for quotation if you want learn this tool

| | | | | | | | | | | |
|----------------------------|--------|-----------------------|------------------------|------------|------------|---------------------|--------------|-----|-----------|------------|
| Iveco | truck | New Daily | 3.0l | Bosch | EDC17C49 | | | R/W | OBD | JTAG |
| Iveco | truck | New Daily | 3.0l | Bosch | EDC7CP52 | | | R/W | OBD | JTAG |
| Iveco | truck | Massif | 3.0l 16V | Bosch | EDC16C39 | | | R/W | OBD BENCH | JTAG |
| Iveco | truck | Tector Euroc. | 4.0/6.0l | Bosch | EDC7C1 | | | R/W | OBD | JTAG |
| Iveco | truck | Tector Euroc. | 4.0/6.0l | Bosch | EDC7UC31 | | | R/W | OBD BENCH | JTAG |
| Iveco | truck | Euro Tech | Cursor 8.0/10.0l | Bosch | MS6.2 | | | R/W | OBD | |
| Iveco | truck | Euro Star | Cursor 10.0/13.0l | Bosch | MS6.2 | | | R/W | OBD | |
| Iveco | truck | Euro Trakker | Cursor 8.0/13.0l | Bosch | MS6.2 | | | R/W | OBD | |
| Iveco | truck | Stralis | AS Cursor 10.0/13.0l | Bosch | MS6.2 | | | R/W | OBD | |
| Iveco | truck | Stralis | AT AD Cursor 8.0/10.0l | Bosch | MS6.2 | | | R/W | OBD | |
| Iveco | truck | Stralis | Cursor 8.0/10.0/13.0 | Bosch | EDC7UC31 | | | R/W | OBD BENCH | JTAG |
| Iveco | truck | S-Way | 8.7/11.1/12.9 | Bosch | MD1CE101 | TC299 | AURIX | R/W | | BENCH |
| Iveco | truck | S-Way | 8.7 | Bosch | MD1CS069 | TC299 | AURIX | R/W | | BENCH |
| Iveco | truck | Trakker | Cursor 8.0/13.0l | Bosch | MS6.2 | | | R/W | OBD | |
| Iveco | truck | Trakker | Cursor 8.0/13.0l | Bosch | EDC7UC31 | | | R/W | OBD BENCH | JTAG |
| Iveco | truck | | | Bosch | EDC7UC31 | MPC5xx | | R/W | | BENCH JTAG |
| Iveco | truck | | | Bosch | EDC7C1 | MPC555/556 | EEPROM | R/W | | BENCH JTAG |
| Iveco | truck | | | Bosch | EDC7C2 | MPC555/556 | EEPROM | R/W | | BENCH JTAG |
| Iveco | truck | | | Bosch | EDC7UC31 | MPC561/562 | EEPROM | R/W | | BENCH JTAG |
| Iveco | car | | | Bosch | EDC16C39 | MPC561/562 | EEPROM | R/W | | BENCH JTAG |
| Iveco | car | | | Bosch | EDC17CP52 | TC1797 | EEPROM | R/W | | BENCH BOOT |
| Iveco | car | | | Bosch | EDC17C49 | TC1797 | EEPROM | R/W | | BENCH BOOT |
| Iveco | car | | | Bosch | EDC17CV41 | TC1797 | EEPROM | R/W | | BENCH BOOT |
| Iveco | car | | | Bosch | EDC15 | C167 | 29F400 | R/W | | BOOT |
| Iveco | car | | | Bosch | DCU15 DNX2 | C167 | 29F400 | R/W | | BOOT |
| Iveco | TCU | Daily | | ZF / Bosch | GS13 | | | | | JTAG |
| Iveco | TCU | New Daily | | ZF / Bosch | GS13 | | | | | JTAG |
| Iveco | TCU | Irizar bus / integral | | ZF - WABCO | AS Tronic | | | | | JTAG |
| Iveco | TCU | Stralis | | ZF - WABCO | AS Tronic | | | | | JTAG |
| Iveco | TCU | Trakker | | ZF - WABCO | AS Tronic | | | | | JTAG |
| Iveco Daily | truck | | | Bosch | EDC16 | MPC555/6 | Am29BL802C | R/W | | BENCH JTAG |
| Iveco Daily | truck | | | Bosch | EDC16+ | MPC561/2 | M58BW016DB | R/W | | BENCH JTAG |
| Iveco Marine | marine | Aifo Marine | Aifo MArine | Bosch | EDC7C1 | | | R/W | OBD | JTAG |
| Iveco Stralis, New Holland | truck | | | Bosch | EDC7U31 | MPC561/2 | M58BW016DB | R/W | | JTAG |
| Iveco Tector - New Holland | truck | | | Bosch | EDC7C1 | MPC555/6 | | R/W | | JTAG |
| Iveco Tector - New Holland | truck | | | Bosch | EDC7C2 | MPC555/6 | | R/W | | JTAG |
| Jac | truck | | | Bosch | EDC7UC31 | MPC561/562 | EEPROM | R/W | | BENCH JTAG |
| JAC | car | | | Bosch | EDC17C53 | TC1767 | EEPROM | R/W | | BENCH BOOT |
| Jaguar | car | ALL | ALL | Bosch | EDC17 | | | R/W | | BENCH BOOT |
| Jaguar | car | E-Pace | 1.5l | Bosch | MG1CS028 | TC298 | AURIX | R/W | | BENCH |
| Jaguar | car | F-Pace | 2.0l D E6 | Bosch | MEDC17.9 | | | R/W | | OBD |
| Jaguar | car | F-Pace | 3.0l V6 AWD | Bosch | EDC17CP55 | | | R/W | OBD BENCH | BOOT |
| Jaguar | car | F-Pace | 3.0l | Bosch | MG1CS028 | TC298 | AURIX | R/W | | BENCH |
| Jaguar | car | S-Type | 2.7l V6 | Siemens | SID201 | | | R/W | OBD BENCH | JTAG |
| Jaguar | car | X-Type | 2.0/2.2l | Delphi | Delphi PWM | | | R/W | OBD | |
| Jaguar | car | XE | 2.0l D E6 | Bosch | MEDC17.9 | | | R/W | OBD | |
| Jaguar | car | XF | 2.0l D E6 | Bosch | MEDC17.9 | | | R/W | OBD | |
| Jaguar | car | XF | 2.2l TD4 | Bosch | EDC17CP42 | | | R/W | OBD BENCH | BOOT |
| Jaguar | car | XF | 2.7l V6 | Siemens | SID201 | | | R/W | OBD BENCH | JTAG |
| Jaguar | car | XF | 3.0l V6 D | Bosch | EDC17CP55 | | | R/W | OBD BENCH | BOOT |
| Jaguar | car | XJ | 2.7l V6 | Siemens | SID201 | | | R/W | OBD BENCH | JTAG |
| Jaguar | car | XJ | 3.0l V6 D | Bosch | EDC17CP55 | | | R/W | OBD BENCH | BOOT |
| Jaguar | car | | | Siemens | SID201 | MPC563 / M58BW016xB | EEPROM 95320 | R/W | CAN | BENCH JTAG |
| Jaguar | car | | | Siemens | SID204 | MPC563 / M58BW016xB | EEPROM 95320 | R/W | CAN | BENCH JTAG |
| Jaguar | car | | | Bosch | MED17.2 | TC1767 | EEPROM | R/W | | BOOT |
| Jaguar | car | | | Bosch | MED17.2.2 | TC1797 | EEPROM | R/W | | BOOT |
| Jaguar | car | | | Bosch | MED17.8.3 | TC1797 | EEPROM | R/W | | BENCH BOOT |
| Jaguar | car | | | Bosch | MED17.8.31 | TC1797 | EEPROM | R/W | | BENCH BOOT |
| Jaguar | car | | | Bosch | MED17.8.32 | TC1793 | EEPROM | R/W | | BENCH |
| Jaguar | car | | | Bosch | MED17.9.7 | TC1767 | EEPROM | R/W | | BENCH |
| Jaguar | car | | | Bosch | MEDC17.2.2 | TC1793 | EEPROM | R/W | | BOOT |
| Jaguar | car | | | Bosch | MEDC17.9 | TC1793 | EEPROM | R/W | | BENCH BOOT |

WEBSITE:www.dfb-technology.com

Email:info@dfb-technology.com

Notice: Please send email to us for quotation if you want learn this tool

| | | | | | | | | | | | |
|------------|-----------|-------------------|------------------------|-------------|---------------------------|---------------|--------------|------|--------|-----------|------------------------|
| Jaguar | car | | | Bosch | MEDC17.9.9 | TC1793 | EEPROM | R/W | | BENCH | BOOT |
| Jaguar | car | | | Bosch | EDC17CP11 hw1/hw2 | TC1796 | EEPROM | R/W | | BENCH | BOOT |
| Jaguar | car | | | Bosch | EDC17CP55 | TC1796 | EEPROM | R/W | | BENCH | BOOT |
| Jaguar | car | | | Denso | P5.0SC | Renexas | EEPROM | R/W | | | READ JTAG / WRITE BOOT |
| Jaguar | TCU | E-Pace | | ZF | 9HP | | | | | | BOOT |
| Jaguar | car | | | Siemens | SID201 - SID 204 SWS40xxx | MPC563/4 | EEPROM | R/W | | BENCH | JTAG |
| Jaguar | car | | | Denso | MD079700 | Renexas | EEPROM | R/W | | | READ JTAG / WRITE BOOT |
| Jaguar 3.0 | car | | | Denso | | Renexas | EEPROM | R/W | | | READ JTAG / WRITE BOOT |
| Jaguar K | car | | | Denso | | Renexas | EEPROM | R/W | | | READ JTAG / WRITE BOOT |
| JCB | tractor | 532 | 4.4L 70 110hp | Delphi | DCM3.3 / DCM3.3+ | | EEPROM | VR/W | | OBD | READ JTAG / WRITE BOOT |
| JCB | tractor | 535 | 4.4L 95/125 hp | Delphi | DCM3.3 / DCM3.3+ | | EEPROM | VR/W | | OBD | READ JTAG / WRITE BOOT |
| JCB | tractor | 536 | 4.4 70 75hp | Delphi | DCM3.3 / DCM3.3+ | | EEPROM | VR/W | | OBD | READ JTAG / WRITE BOOT |
| JCB | tractor | 537 | 4.4 70 140hp | Delphi | DCM3.3 / DCM3.3+ | | EEPROM | VR/W | | OBD | READ JTAG / WRITE BOOT |
| JCB | tractor | 538 | 4.4L 60 145hp | Delphi | DCM3.3 / DCM3.3+ | | EEPROM | VR/W | | OBD | READ JTAG / WRITE BOOT |
| JCB | tractor | 541 | 4.4L 70 125hp | Delphi | DCM3.3 / DCM3.3+ | | EEPROM | VR/W | | OBD | READ JTAG / WRITE BOOT |
| JCB | tractor | 560 | 4.4l 80 155hp | Delphi | DCM3.3 / DCM3.3+ | | EEPROM | VR/W | | OBD | READ JTAG / WRITE BOOT |
| JCB | Engine | Dieselmex engine | | Delphi | DCM3.3 / DCM3.3+ | | EEPROM | VR/W | | OBD | READ JTAG / WRITE BOOT |
| JCB | tractor | Fastrac | 4220 | Bosch | EDC17CV41 | | EEPROM | R/W | | OBD BENCH | BOOT |
| JCB | Excavator | JS100 | 130-160-180 DTI 5.2DTI | Transtron | M3 | | | R/W | | OBD | |
| JCB | Excavator | JS200 | 240-260 5.2 DTI | Transtron | M3 | | | R/W | | OBD | |
| JCB | Excavator | JS300 | 330 7.8 DTI | Transtron | M3 | | | R/W | | OBD | |
| JCB | tractor | Skid Steer Loader | 320 | Delphi | DCM3.3 / DCM3.3+ | | | VR/W | | OBD | READ JTAG / WRITE BOOT |
| JCB | tractor | TM | 4.4l 230 125hp | Delphi | DCM3.3 / DCM3.3+ | | | VR/W | | OBD | READ JTAG / WRITE BOOT |
| JCB | tractor | | | Bosch | EDC17CV54 | TC1767 | EEPROM | R/W | | BENCH | BOOT |
| JCB | tractor | | | Bosch | EDC17CV44 | TC1767 | EEPROM | R/W | | BENCH | BOOT |
| JCB | tractor | | | Bosch | EDC17CV41 | TC1797 | EEPROM | R/W | | BENCH | BOOT |
| JCB | tractor | | | Bosch | DCU17CV51 | TC1724 | EEPROM | R/W | | | BOOT |
| JCB | tractor | | | Delphi | DCM3.3 | Renexas | EEPROM | R/W | | OBD | READ JTAG / WRITE BOOT |
| Jeep | car | Cherokee | 2.5/2.8l CRD | Bosch | EDC15C5 | | EEPROM | R/W | | OBD BENCH | |
| Jeep | car | Cherokee | 2.8l CRD | Bosch | EDC16C299 | | EEPROM | R/W | | OBD BENCH | JTAG |
| Jeep | car | Cherokee | 2.8l CRD | Bosch | EDC16CP31 | | EEPROM | R/W | | OBD BENCH | JTAG |
| Jeep | car | Cherokee | 2.4l | Continental | GPEC3 | SPC5674 | 95320 | R/W | | | BOOT |
| Jeep | car | Cherokee | 2.0l | Continental | GPEC4 | MPC5674 | 95640 | R/W | | | BOOT |
| Jeep | car | Commander | 3.0l CRD | Bosch | EDC16CP31 | | EEPROM | R/W | | OBD BENCH | JTAG |
| Jeep | car | Compass | 2.0l CRC | Bosch | EDC16U31 | | EEPROM | R/W | | OBD BENCH | JTAG |
| Jeep | car | Compass | 2.2l CRC | Delphi | CRD2.xx | | EEPROM | R/W | | OBD | BOOT - JTAG |
| Jeep | car | Compass | 2.4l | Continental | GPEC3 | SPC5674 | 95320 | R/W | | | BOOT |
| Jeep | car | Cherokee | 2.0l | Continental | GPEC4LM | MPC5674 | 95640 | R/W | | | BOOT |
| Jeep | car | Gladiator | 3.6l | Continental | GPEC2A | SPC5674 | 95320 | R/W | | | BOOT |
| Jeep | car | Grand Cherokee | 2.7l CRD | Bosch | EDC15C5 | | EEPROM | R/W | | OBD BENCH | |
| Jeep | car | Grand Cherokee | 3.0l CRD | Bosch | EDC16CP31 | | EEPROM | R/W | | OBD BENCH | JTAG |
| Jeep | car | Grand Cherokee | 6.1l V8 Hemy | Motorola | NGC4/NGC5 | | EEPROM | R/W | | OBD | |
| Jeep | car | Gran Commander | 2.0l | Continental | GPEC4 | MPC5674 | 95640 | R/W | | | BOOT |
| Jeep | car | Patriot | 2.0l CRD | Bosch | EDC16U31 | | EEPROM | R/W | | OBD BENCH | JTAG |
| Jeep | car | Patriot | 2.2l CRD | Delphi | CRD2.xx | | | R/W | | OBD | BOOT - JTAG |
| Jeep | car | Renegade | 2.4l | Continental | GPEC3 | SPC5674 | 95320 | R/W | | | BOOT |
| Jeep | car | Wrangler | 2.4l | Continental | GPEC4 | SPC5674 | 95320 | R/W | | | BOOT |
| Jeep | car | Wrangler | 2.8l V6 CRD | Bosch | EDC16CP31 | | | R/W | | OBD BENCH | JTAG |
| Jeep | car | Wrangler | 3.8l V6 | Motorola | NGC4/NGC5 | | | R/W | | OBD | |
| Jeep | car | | | Bosch | EDC15C5 | C167 29F400BT | EEPROM 95P08 | R/W | K-line | OBD BENCH | |
| Jeep | car | | | Bosch | EDC16 | MPC555/6 | Am29BL802C | R/W | | BENCH | JTAG |
| Jeep | car | | | Marelli | 8GML | MPC564 | EEPROM 95640 | R/W | | BENCH | |
| Jeep | car | | | Bosch | MED17.3.4 | TC1797 | EEPROM | R/W | | BENCH | BOOT |
| Jeep | car | | | Bosch | EDC17C69 | TC1793 | EEPROM | R/W | | BENCH | BOOT |
| Jeep | car | | | Bosch | EDC17C79 | TC1797 | EEPROM | R/W | | BENCH | BOOT |
| Jeep | car | | | Bosch | EDC17CP27 | TC1796 | EEPROM | R/W | | BENCH | BOOT |
| Jeep | car | | | Bosch | EDC17C49 | TC1797 | EEPROM | R/W | | BENCH | BOOT |
| Jeep | car | | | Bosch | EDC17C79 | TC1797 | EEPROM | R/W | | BENCH | BOOT |
| Jeep | car | | | Motorola | NCG4 | MPC55xx | EEPROM | R/W | | | JTAG |
| Jeep | car | | | Motorola | NCG5 | MPC55xx | EEPROM | R/W | | | JTAG |
| Jeep | car | | | Delphi | CRD2.10 | MPC55xx | EEPROM | R/W | | OBD | BOOT - JTAG |
| Jeep | car | | | Delphi | CRD2.61 | MPC55xx | EEPROM | R/W | | OBD | BOOT - JTAG |

WEBSITE:www.dfb-technology.com

Email:info@dfb-technology.com

Notice: Please send email to us for quotation if you want learn this tool

| | | | | | | | | | | | |
|-----------------|-----------|-----------------|-----------|------------|------------|------------|------------|-----|-----|-------|------|
| Jeep | car | | | Delphi | DCM3.5 | MPC55xx | EEPROM | R/W | | JTAG | |
| Jeep | car | | | Marelli | 8GMK | Int.Flash | EEPROM | R/W | OBD | BENCH | JTAG |
| Jeep | TCU | Cherokee KL | | ZF | 9HP | | | | | | BOOT |
| Jeep | TCU | Commander | | Siemens | EGS53 | | | | | | BOOT |
| Jeep | TCU | Compass | | Siemens | 6F24 | | | | | | BOOT |
| Jeep | TCU | Compass MP | | ZF | 9HP | | | | | | BOOT |
| Jeep | TCU | Grand Cheerokee | | Siemens | EGS52 | | | | | | BOOT |
| Jeep | TCU | Grand Cheerokee | | Siemens | EGS53 | | | | | | BOOT |
| Jeep | TCU | Grand Commander | | ZF | 9HP | | | | | | BOOT |
| Jeep | TCU | Wrangler | | Siemens | EGS53 | | | | | | BOOT |
| Jeep | TCU | Patriot | | Siemens | 6F24 | | | | | | BOOT |
| Jeep | TCU | Renegade | | ZF | 9HP | | | | | | BOOT |
| Jeep - Chrysler | car | | | Bosch | EDC16+ | MPC563/4 | M58BW016DB | R/W | | BENCH | JTAG |
| Jhon deere | tractor | | | Jhon deere | L14 | MPC5xx | | R/W | | | JTAG |
| Jinpey | car | | | Bosch | M7 | ST10F275 | | R/W | | | BOOT |
| John Deere | tractor | 5100 R | 4.5l | Phoenix | L16 | | | R/W | | OBD | |
| John Deere | tractor | 6x10 VP44 | 4.5/6.8l | Phoenix | L4 | | | R/W | | OBD | |
| John Deere | tractor | 6x20 VP44 | 4.5/6.8l | Phoenix | L1 | | | R/W | | OBD | |
| John Deere | tractor | 6x20 VP44 | 4.5/6.8l | Phoenix | L4 | | | R/W | | OBD | |
| John Deere | tractor | 6x20 S VP44 | 4.5/6.8l | Phoenix | L4 | | | R/W | | OBD | |
| John Deere | tractor | 6x20 CR | 4.5/6.8l | Phoenix | L11 | | | R/W | | OBD | |
| John Deere | tractor | 6x20 SE | 4.5/6.8l | Phoenix | L12 | | | R/W | | OBD | |
| John Deere | tractor | 6x30 | 4.5/6.8l | Phoenix | L16 | | | R/W | | OBD | |
| John Deere | tractor | 6x30 Premium | 4.5/6.8l | Phoenix | L14 | | | R/W | | OBD | |
| John Deere | tractor | 6R Series | 4.5/6.8l | Phoenix | L21 | | | R/W | | OBD | |
| John Deere | tractor | 6R Series | 4.5/6.8l | Phoenix | L22 | | | R/W | | OBD | |
| John Deere | tractor | 6R Series | 4.5/6.8l | Phoenix | L23 | | | R/W | | OBD | |
| John Deere | tractor | 6R Series | 4.5/6.8l | Phoenix | L33 | | | R/W | | OBD | |
| John Deere | tractor | 7R Series | 6.8l | Phoenix | L21 | | | R/W | | OBD | |
| John Deere | tractor | 7R Series | 6.8l | Phoenix | L22 | | | R/W | | OBD | |
| John Deere | tractor | 7R Series | 6.8l | Phoenix | L23 | | | R/W | | OBD | |
| John Deere | tractor | 7R Series | 6.8l | Phoenix | L33 | | | R/W | | OBD | |
| John Deere | tractor | 7x10 | 7.7/7.8l | Phoenix | L3 | | | R/W | | OBD | |
| John Deere | tractor | 7x10 | 7.7/7.8l | Phoenix | L4 | | | R/W | | OBD | |
| John Deere | tractor | 7x20 CR | 6.8/8.1l | Phoenix | L11 | | | R/W | | OBD | |
| John Deere | tractor | 7x30 Premium | 6.8l | Phoenix | L14 | | | R/W | | OBD | |
| John Deere | tractor | 7x50 | 9.0/13.5l | Phoenix | L9 | | | R/W | | OBD | |
| John Deere | tractor | 8R Series | 9.0l | Phoenix | L21 | | | R/W | | OBD | |
| John Deere | tractor | 8R Series | 9.0l | Phoenix | L22 | | | R/W | | OBD | |
| John Deere | tractor | 8R Series | 9.0l | Phoenix | L23 | | | R/W | | OBD | |
| John Deere | tractor | 8R Series | 9.0l | Phoenix | L33 | | | R/W | | OBD | |
| John Deere | tractor | 8x10 | 8.1l | Phoenix | L3 | | | R/W | | OBD | |
| John Deere | tractor | 8x20 CR | 8.1/12.5l | Phoenix | L11 | | | R/W | | OBD | |
| John Deere | tractor | 8x20 TR | 8.1l | Phoenix | L14 | | | R/W | | OBD | |
| John Deere | tractor | 8x30 | 9.0l | Phoenix | L14 | | | R/W | | OBD | |
| John Deere | tractor | 9R Series | 13.5l | Phoenix | L21 | | | R/W | | OBD | |
| John Deere | tractor | 9R Series | 13.5l | Phoenix | L22 | | | R/W | | OBD | |
| John Deere | tractor | 9R Series | 13.5l | Phoenix | L23 | | | R/W | | OBD | |
| John Deere | tractor | 9R Series | 9.0/13.5l | Phoenix | L33 | | | R/W | | OBD | |
| John Deere | tractor | 9x20 | 12.5l | Phoenix | L6 | | | R/W | | OBD | |
| John Deere | tractor | 9x20 CR | 12.5l | Phoenix | L11 | | | R/W | | OBD | |
| John Deere | tractor | | | Phoenix | L16 | ST10F275 | | R/W | | | BOOT |
| Kamaz | truck | - | - | Bosch | MD1CE100 | | | R/W | | BENCH | |
| Kamaz | truck | | | Bosch | EDC7UC31 | MPC561/562 | EEPROM | R/W | | BENCH | JTAG |
| Kawasaki | motorbike | Z750 | | Denso | 21175-0097 | Renetas | | R/W | | BENCH | |
| Kawasaki | motorbike | Z1000 | | Denso | 21175-0097 | Renetas | | R/W | | BENCH | |
| Kawasaki | motorbike | VN900 | | Denso | 21175-0097 | Renetas | | R/W | | BENCH | |
| Kawasaki | motorbike | Z750 | | Denso | 21175-0098 | Renetas | | R/W | | BENCH | |
| Kawasaki | motorbike | Z1000 | | Denso | 21175-0098 | Renetas | | R/W | | BENCH | |
| Kawasaki | motorbike | VN900 | | Denso | 21175-0098 | Renetas | | R/W | | BENCH | |
| Kawasaki | motorbike | Z750 | | Denso | 21175-0170 | Renetas | | R/W | | BENCH | |
| Kawasaki | motorbike | Z1000 | | Denso | 21175-0170 | Renetas | | R/W | | BENCH | |

WEBSITE:www.dfb-technology.com

Email:info@dfb-technology.com

Notice: Please send email to us for quotation if you want learn this tool

| | | | | | | | | | | | |
|----------|-----------|----------|---------------|------------|------------|---------------|--------------|------|--------|-------|------------------------|
| Kawasaki | motorbike | VN900 | | Denso | 21175-0170 | | Renesas | R/W | | BENCH | |
| Kawasaki | motorbike | Z750 | | Denso | 21175-0832 | | Renesas | R/W | | BENCH | |
| Kawasaki | motorbike | Z1000 | | Denso | 21175-0832 | | Renesas | R/W | | BENCH | |
| Kawasaki | motorbike | VN900 | | Denso | 21175-0832 | | Renesas | R/W | | BENCH | |
| Kawasaki | motorbike | Z750 | | Denso | 21175-0341 | | Renesas | R/W | | BENCH | |
| Kawasaki | motorbike | | | Mitsubishi | 21175-072 | | | R/W | | BENCH | |
| Kawasaki | motorbike | | | Mitsubishi | F8T9997x | | | R/W | | BENCH | |
| Kawasaki | motorbike | Z750 | | Denso | 21175-0097 | | Renesas | R/W | | BENCH | |
| Kawasaki | motorbike | Z1000 | | Denso | 21175-0097 | | Renesas | R/W | | BENCH | |
| Kawasaki | motorbike | VN900 | | Denso | 21175-0097 | | Renesas | R/W | | BENCH | |
| Kawasaki | motorbike | Z750 | | Denso | 21175-0098 | | Renesas | R/W | | BENCH | |
| Kawasaki | motorbike | Z1000 | | Denso | 21175-0098 | | Renesas | R/W | | BENCH | |
| Kawasaki | motorbike | VN900 | | Denso | 21175-0098 | | Renesas | R/W | | BENCH | |
| Kawasaki | motorbike | Z750 | | Denso | 21175-0170 | | Renesas | R/W | | BENCH | |
| Kawasaki | motorbike | Z1000 | | Denso | 21175-0170 | | Renesas | R/W | | BENCH | |
| Kawasaki | motorbike | VN900 | | Denso | 21175-0170 | | Renesas | R/W | | BENCH | |
| Kawasaki | motorbike | Z750 | | Denso | 21175-0832 | | Renesas | R/W | | BENCH | |
| Kawasaki | motorbike | Z1000 | | Denso | 21175-0832 | | Renesas | R/W | | BENCH | |
| Kawasaki | motorbike | VN900 | | Denso | 21175-0832 | | Renesas | R/W | | BENCH | |
| Kia | car | ALL | ALL | Bosch | EDC17 | | | R/W | | BENCH | BOOT |
| Kia | car | Bongo | 2.5 A2- EU6 | Bosch | MD1CS012 | TC298 | AURIX | R/W | | BENCH | |
| Kia | car | Carens | 2.0l CRDi | Bosch | EDC15C7 | | | R/W | | OBD | |
| Kia | car | Carens | 2.0l CRDi | Bosch | EDC16C39 | | | R/W | | OBD | BENCH JTAG |
| Kia | car | Carens | 1.6l CRDi | Bosch | EDC17C08 | | | VR/W | | OBD | BENCH BOOT |
| Kia | car | Carens | 1.6l CRDi | Bosch | EDC17CP14 | | | VR/W | | OBD | BENCH BOOT |
| Kia | car | Carnival | 2.9l CRDi | Delphi | DDCR | | | R/W | | OBD | |
| Kia | car | Carnival | 2.9l CRDi | Delphi | DCM32 | | | VR/W | | OBD | |
| Kia | car | Carnival | 2.2l CRDi | Bosch | EDC17C08 | | | VR/W | | OBD | BENCH BOOT |
| Kia | car | Carnival | 2.2l CRDi | Bosch | EDC17CP14 | | | VR/W | | OBD | BENCH BOOT |
| Kia | car | Ceed | 1.4l CRDi | Delphi | DCM3.7 | | | R/W | | OBD | READ JTAG / WRITE BOOT |
| Kia | car | Ceed | 1.6l CRDi | Bosch | EDC16C39 | | | R/W | | OBD | BENCH JTAG |
| Kia | car | Ceed | 1.6l CRDi | Bosch | EDC17C08 | | | VR/W | | OBD | BENCH BOOT |
| Kia | car | Ceed | 1.6l CRDi | Bosch | EDC17CP14 | | | VR/W | | OBD | BENCH BOOT |
| Kia | car | Cerato | 2.0l CRDi | Bosch | EDC15C7 | | | R/W | | OBD | |
| Kia | car | Cerato | 2.0l CRDi | Bosch | EDC16C39 | | | R/W | | OBD | BENCH JTAG |
| Kia | car | Morning | 1.1l CRDi | Bosch | EDC16C39 | | | R/W | | OBD | BENCH JTAG |
| Kia | car | Optima | 2.0l CRDi | Bosch | EDC16C39 | | | R/W | | OBD | BENCH JTAG |
| Kia | car | Picanto | 1.1l CRDi | Bosch | EDC16C39 | | | R/W | | OBD | BENCH JTAG |
| Kia | car | Rio | 1.5l CRDi | Bosch | EDC15C7 | | | R/W | | OBD | |
| Kia | car | Rio | 1.1/1.5l CRDi | Bosch | EDC16C39 | | | R/W | | OBD | BENCH JTAG |
| Kia | car | Rio | 1.4l CRDi | Delphi | DCM3,7 | | | R/W | | OBD | |
| Kia | car | Rio | 1.1l CRDi | Delphi | DCM6.2AP | SPC5674 | | R/W | | OBD | BOOT + JTAG |
| Kia | car | Sorento | 2.5l CRDi | Bosch | EDC15C7 | | | R/W | | OBD | |
| Kia | car | Sorento | 2.5l CRDi | Bosch | EDC16C39 | | | R/W | | OBD | BENCH JTAG |
| Kia | car | Sorento | 2.5l CRDi | Bosch | EDC17C08 | | | VR/W | | OBD | BENCH BOOT |
| Kia | car | Sorento | 2.5l CRDi | Bosch | EDC17CP14 | | | VR/W | | OBD | BENCH BOOT |
| Kia | car | Soul | 1.6l CRDi | Bosch | EDC17C08 | | | VR/W | | OBD | BENCH BOOT |
| Kia | car | Soul | 1.6l CRDi | Bosch | EDC17CP14 | | | VR/W | | OBD | BENCH BOOT |
| Kia | car | Sportage | 2.0l CRDi | Bosch | EDC15C7 | | | R/W | | OBD | |
| Kia | car | Sportage | 2.0l CRDi | Bosch | EDC16C39 | | | R/W | | OBD | BENCH JTAG |
| Kia | car | Sportage | 2.0l CRDi | Bosch | EDC17C08 | | | VR/W | | OBD | BENCH BOOT |
| Kia | car | Sportage | 2.0l CRDi | Bosch | EDC17CP14 | | | VR/W | | OBD | BENCH BOOT |
| Kia | car | Venga | 1.4l CRDi | Delphi | DCM3.7 | | | R/W | | OBD | READ JTAG / WRITE BOOT |
| Kia | car | Venga | 1.6l CRDi | Bosch | EDC17C08 | | | VR/W | | OBD | BENCH BOOT |
| Kia | car | Venga | 1.6l CRDi | Bosch | EDC17CP14 | | | VR/W | | OBD | BENCH BOOT |
| Kia | car | | | Bosch | EDC15C7 | C167 29F400BT | EEPROM 95P08 | R/W | K-line | BENCH | |
| Kia | car | | | Bosch | EDC16C39 | MPC561/562 | EEPROM | R/W | | BENCH | JTAG |
| Kia | car | | | Bosch | EDC16CP34 | MPC563/564 | EEPROM | R/W | | BENCH | JTAG |
| Kia | car | | | Bosch | EDC17 | TC1796 | EEPROM | R/W | | BENCH | BOOT |
| Kia | car | | | Bosch | EDC17C08 | TC1766 | EEPROM | R/W | | BENCH | BOOT |
| Kia | car | | | Bosch | EDC17C53 | TC1767 | EEPROM | R/W | | BENCH | BOOT |
| Kia | car | | | Bosch | EDC17C57 | TC1793 | EEPROM | R/W | | BENCH | BOOT |

WEBSITE:www.dfb-technology.com

Email:info@dfb-technology.com

Notice: Please send email to us for quotation if you want learn this tool

| | | | | | | | | | | |
|-----------------|---------|--------------|---------------------|-----------------------|-----------------|-----------------|--------|-----|-----------|------------------------|
| Kia | car | | | Bosch | EDC17CP62 | TC1793 | EEPROM | R/W | BENCH | BOOT |
| Kia | car | | | Bosch | MED17.9.8 | TC1767 | EEPROM | R/W | | BOOT |
| Kia | car | | | Bosch | MED17.9.30 | TC1793 | EEPROM | R/W | BENCH | BOOT |
| Kia | car | | | Bosch | MEDG17.9.8 | TC1767 | EEPROM | R/W | | BOOT |
| Kia | car | | | Bosch | ME17.9.11 | TC1762 | EEPROM | R/W | BENCH | BOOT |
| Kia | car | | | Bosch | ME17.9.13 | TC1762 | EEPROM | R/W | BENCH | BOOT |
| Kia | car | | | Bosch | MEG17.9.12 | TC1762 | EEPROM | R/W | BENCH | BOOT |
| Kia | car | | | Bosch | MEG17.9.21 | TC1724 | EEPROM | R/W | BENCH | BOOT |
| Kia | car | | | Bosch | ME17.9.1 | TC1796 | EEPROM | R/W | | BOOT |
| Kia | car | | | Delphi | MT86 | TC1766 | EEPROM | R/W | | BOOT |
| Kia | car | | | Kefico | KME1.9.3 | TC1796 | EEPROM | R/W | BENCH | BOOT |
| Kia | car | | | Siemens - Continental | SIM2K-240 | TC1767 - TC1766 | EEPROM | R/W | | BOOT |
| Kia | car | | | Siemens - Continental | SIM2K-240R | TC1767 | EEPROM | R/W | | BOOT |
| Kia | car | | | Siemens | SIM2K-241 | TC1767 | EEPROM | R/W | | BOOT |
| Kia | car | | | Siemens | SIM2K-242 | TC1767 | EEPROM | R/W | | BOOT |
| Kia | car | | | Siemens | SIM2K-245 | TC1767 | EEPROM | R/W | | BOOT |
| Kia | car | | | Siemens | CPEGD2.20.1 | TC1782 | EEPROM | R/W | | BOOT |
| Kia | car | | | Siemens | CPEGD2.20.3 | TC1782 | EEPROM | R/W | | BOOT |
| Kia | car | | | Bosch | EDC15C7 | C167 | EEPROM | R/W | | BOOT |
| Kia | car | | | Bosch | M7.9.8 | ST10F275 | EEPROM | R/W | | BOOT |
| Kia | car | | | Bosch | ME7.9 | C167 | EEPROM | R/W | | BOOT |
| Kia | car | | | Siemens | SIMK43 | C167 | EEPROM | R/W | | BOOT |
| Kia | car | | | Siemens | 5WYxxx | C167 | EEPROM | R/W | | BOOT |
| Kia | car | | | Delphi | DCM6.2AP | SPC5674 | EEPROM | R/W | | BOOT + JTAG |
| Kia | car | | | Delphi | DCM6.2 | SPC5674 | EEPROM | R/W | | BOOT + JTAG |
| Kia | TCU | Carrens | | Kefico | KTA290 | | | | | BOOT |
| Kia | TCU | Carrens | | Siemens - Continental | SIM2K-140 | | | | | BOOT |
| Kia | TCU | Carrens | | Siemens - Continental | SIM2K-341 | | | | | BOOT |
| Kia | TCU | Carrens | | Kefico | KTA290 | | | | BENCH | |
| Kia | TCU | Carnival | | Kefico | KTA290 | | | | BENCH | |
| Kia | TCU | Cerato | | Siemens - Continental | SIM2K-341 | | | | | BOOT |
| Kia | TCU | Cerato | | Siemens - Continental | SIM2K-140 | | | | | BOOT |
| Kia | TCU | Forte | | Siemens - Continental | SIM2K-240 | | | | | BOOT |
| Kia | TCU | K5 | | Siemens - Continental | SIM2K-143 | | | | | BOOT |
| Kia | TCU | K5 | | Siemens - Continental | SIM2K-341 | | | | | BOOT |
| Kia | TCU | Magentis | | Siemens - Continental | SIM2K-140 | | | | | BOOT |
| Kia | TCU | Magentis | | Siemens - Continental | SIM2K-341 | | | | | BOOT |
| Kia | TCU | Optima | | Siemens - Continental | SIM2K-240 | | | | | BOOT |
| Kia | TCU | Optima | | Siemens - Continental | SIM2K-240R | | | | | BOOT |
| Kia | TCU | Optima | | Siemens - Continental | SIM2K-341 | | | | | BOOT |
| Kia | TCU | Sedona | | Kefico | KTA290 | | | | BENCH | |
| Kia | TCU | Sorento | | Siemens - Continental | SIM2K-140 | | | | | BOOT |
| Kia | TCU | Sorento | | Siemens - Continental | SIM2K-240 | | | | | BOOT |
| Kia | TCU | Sorento | | Siemens - Continental | SIM2K-140 | | | | | BOOT |
| Kia | TCU | Sportage | | Siemens - Continental | SIM2K-140 | | | | | BOOT |
| Kia | TCU | Sportage | | Siemens - Continental | SIM2K-240 | | | | | BOOT |
| Kia | TCU | Sportage | | Siemens - Continental | SIM2K-240R | | | | | BOOT |
| Kia | TCU | Sportage | | Siemens - Continental | SIM2K-241 | | | | | BOOT |
| Kia | TCU | Sportage | | Siemens - Continental | SIM2K-341 | | | | | BOOT |
| Kia | truck | GranBird BUS | PowerTec Engine | Delphi | PowerTec 2008/9 | | EEPROM | R/W | OBD | |
| Kia | truck | GranBird BUS | PowerTec Engine | Delphi | PowerTec 2010 | | EEPROM | R/W | OBD | |
| Kia | car | | | Siemens - Continental | SIM2K-341 | MPCZ561 | EEPROM | R/W | | BOOT |
| Kia - Ssangyong | car | | | Delphi | | MPC563/4 | EEPROM | R/W | | JTAG |
| King Long | truck | | | Continental | CM2150E | MPC55xx | EEPROM | R/W | OBD | JTAG |
| King Long Bus | truck | XMQ 6120 | 8,9l Cummins Engine | Continental | CM2150 | | EEPROM | R/W | OBD | JTAG |
| King Long Bus | truck | XMQ 6127 | 8,9l Cummins Engine | Continental | CM2150 | | EEPROM | R/W | OBD | JTAG |
| King Long Bus | truck | XMQ 6129 | 8,9l Cummins Engine | Continental | CM2150 | | EEPROM | R/W | OBD | JTAG |
| King Long Bus | truck | XMQ 6130 | 8,9l Cummins Engine | Continental | CM2150 | | EEPROM | R/W | OBD | JTAG |
| King Long Bus | truck | XMQ 6900 | 6,9l Cummins Engine | Motorola | CM850 | | EEPROM | R/W | OBD | |
| Kioti | tractor | | | Delphi | DCM3.7 | Renesas | EEPROM | R/W | | READ JTAG / WRITE BOOT |
| Komatsu | tractor | | | Bosch | EDC17CV44 | TC1767 | EEPROM | R/W | BENCH | BOOT |
| Kramer | tractor | KT407 | 3.6l | Bosch | EDC17CV52 | | EEPROM | R/W | OBD BENCH | BOOT |

| | | | | | | | | | | | |
|-------------|-----------|--------------|-------------------|---------|--------------------|----------------|--------------|--------|-----|-------|------------------------|
| Kramer | tractor | | | Bosch | EDC17CV52 | TC1797 | EEPROM | R/W | | BENCH | BOOT |
| Ktm | car | X-BOW | 2.0l TFSI | Bosch | MED 9.1 | | EEPROM | R/W | OBD | BENCH | JTAG |
| KTM | motorbike | | | Bosch | M17.8.7 | TC1762 | EEPROM | R/W | | BENCH | BOOT |
| KTM | motorbike | | | Bosch | M17.8.42 | TC1762 | EEPROM | R/W | | BENCH | BOOT |
| Kubota | tractor | | | Denso | 1J500-59052 | RENESAS | EEPROM | R/W | CAN | BENCH | |
| Kubota | tractor | | | Denso | R2BF18881D | RENESAS SH7058 | EEPROM | R/W | CAN | BENCH | |
| Kubota | tractor | | | Bosch | EDC17C55 | TC1767 | EEPROM | R/W | | BENCH | BOOT |
| Kubota | tractor | | | Denso | 1J520-59051 | Renetas | EEPROM | R/W | | | READ JTAG / WRITE BOOT |
| Kubota | tractor | | | Denso | 275700-1201 | Renetas | EEPROM | R/W | | | READ JTAG / WRITE BOOT |
| Kubota | tractor | | | Denso | 275700-3410 | Renetas | EEPROM | R/W | | | READ JTAG / WRITE BOOT |
| Kubota | tractor | | | Denso | 1J508-59051 | Renetas | EEPROM | R/W | | BENCH | |
| Kubota | tractor | | | Denso | 1J583-59052 | Renetas | EEPROM | R/W | | BENCH | |
| Kubota | tractor | | | Denso | 1Jxxx | Renetas | EEPROM | R/W | | BENCH | |
| Kubota | tractor | M5111 3.8 | | Denso | 1Jxxx-5905x | Renetas | EEPROM | R/W | | BENCH | |
| Kubota | tractor | M7171 6.8 | | Denso | 1Jxxx-5905x | Renetas | EEPROM | R/W | | BENCH | |
| Kubota | tractor | M7151 6.8 | | Denso | 1Jxxx-5905x | Renetas | EEPROM | R/W | | BENCH | |
| Kubota | tractor | M115GX3 4.2 | | Denso | 1Jxxx-5905x | Renetas | EEPROM | R/W | | BENCH | |
| Kubota | tractor | M5130 3.8 | | Denso | 1Jxxx-5905x | Renetas | EEPROM | R/W | | BENCH | |
| Kuhn | tractor | | | Bosch | EDC17CV41 | TC1797 | EEPROM | R/W | | BENCH | BOOT |
| Lada | car | | | Bosch | ME17.9.7 | TC1762 | EEPROM | R/W | | | BOOT |
| Lada | car | | | Bosch | ME17.9.71 | TC1762 | EEPROM | R/W | | BENCH | BOOT |
| Lada | car | | | Bosch | M7.9.7 | C167 | EEPROM | R/W | | | BOOT |
| Lamborghini | car | Gallardo | 5.2l V10 FSI | Bosch | MED9.1 DOUBLE | | EEPROM | R/W | OBD | BENCH | JTAG |
| Lamborghini | car | | | Campi | 400907557 | MC68376BGVFT25 | AM29F40BB | R/W | | BDM | |
| Lamborghini | TCU | Gallardo | | Marelli | CFCxx | | | | | | BOOT |
| Lamborghini | tractor | R3 EVO | 4.0 100CV | Deutz | Deutz control unit | | | R/W | | OBD | |
| Lamborghini | tractor | R6 | 6.0 130—185CV | Deutz | Deutz control unit | | | R/W | | OBD | |
| Lamborghini | tractor | R6 | 6.0 130—185CV | Bosch | EDC16UC40 | | | R/W | | OBD | BENCH JTAG |
| Lamborghini | tractor | R6 DCR | 6.0 130CV | Bosch | EDC16UC40 | | | R/W | | OBD | BENCH JTAG |
| Lamborghini | tractor | R6 VRT | 6.0 100—125CV | Bosch | EDC16UC40 | | | R/W | | OBD | BENCH JTAG |
| Lamborghini | tractor | R7 | 7.1 12V 200-220CV | Deutz | Deutz control unit | | | R/W | | OBD | |
| Lamborghini | tractor | R7 | 7.1 12V 200-220CV | Bosch | EDC16UC40 | | | R/W | | OBD | BENCH JTAG |
| Lamborghini | tractor | R8 | 7.1 24V | Deutz | Deutz control unit | | | R/W | | OBD | |
| Lamborghini | tractor | R8 | 7.1 24V | Bosch | EDC16UC40 | | | R/W | | OBD | BENCH JTAG |
| Lamborghini | tractor | Victory Plus | 7.1 230CV | Deutz | Deutz control unit | | | R/W | | OBD | |
| Lancia | car | | | Bosch | EDC16+ | MPC561/2 | M58BW016DB | R/W | | | BENCH JTAG |
| Lancia | car | | | Bosch | EDC16 | MPC555/6 | Am29BL802C | R/W | | | BENCH JTAG |
| Lancia | car | | | Siemens | SID803 A 5WS40320 | MPC561/2 | Am29BDD160G | R/W | | OBD | BENCH JTAG |
| Lancia | car | Delta | 1.4l 16V/Tjet 16V | Bosch | ME7.9.10 | | | VR/W | | OBD | BOOT |
| Lancia | car | Delta | 1.8l | Bosch | MED17.31 | | | VR/W | | OBD | |
| Lancia | car | Delta | 1.6/1.9l MJT | Bosch | EDC16C39 | | | R/W | | OBD | BENCH JTAG |
| Lancia | car | Kappa | 2.4l JTD | Bosch | EDC15C5 | | | R/W | | OBD | |
| Lancia | car | Lybra | 1.9/2.4l JTD | Bosch | EDC15C5 | | | R/W | | OBD | |
| Lancia | car | Lybra | 1.9/2.4l JTD | Bosch | EDC15C7 | | | R/W | | OBD | |
| Lancia | car | Musa | 1.3l MJD 16V | Marelli | 6J/6F3 | | | R/W | | OBD | BENCH JTAG |
| Lancia | car | Musa | 1.3l 16V MJet | Marelli | 8F | | | R /W | | OBD | BENCH JTAG |
| Lancia | car | Musa | 1.4l MJD 8V | Marelli | 5SF3 HW>=300 | | | VR/W | | OBD | BENCH BOOT |
| Lancia | car | Musa | 1.9l MJ 16V | Bosch | EDC16C8 | | | R/W | | OBD | BENCH JTAG |
| Lancia | car | Musa | 1.6/1.9l MJT | Bosch | EDC16C39 | | | R/W | | OBD | BENCH JTAG |
| Lancia | car | Phedra | 2.0/2.2l JTD | Bosch | EDC15C2 | | | R/W | | OBD | |
| Lancia | car | Phedra | 2.0l HDI | Siemens | SID803A | | | R/W | | OBD | BENCH JTAG |
| Lancia | car | Phedra | 2.2l HDI | Bosch | EDC16C39 | | | R/W | | OBD | BENCH JTAG |
| Lancia | car | Thesis | 2.4l JTD | Bosch | EDC15C7 | | | R/W | | OBD | |
| Lancia | car | Thesis | 2.4l JTD 16V | Bosch | EDC16C8 | | | R/W | | OBD | BENCH JTAG |
| Lancia | car | Thesis | 2.4l JTD 16V | Bosch | EDC16C39 | | | R/W | | OBD | BENCH JTAG |
| Lancia | car | Ypsilon | 0.9l Twin Air | Marelli | 8GSF | | | VR/W | | OBD | BENCH JTAG |
| Lancia | car | Ypsilon | 1.2l 8V | Marelli | 9GF | ST SPC564A | EEPROM 95640 | R/W | | | BENCH JTAG |
| Lancia | car | Ypsilon | 1.3l MJD | Marelli | 6J/6F3 | | | R/W | | OBD | BENCH JTAG |
| Lancia | car | Ypsilon | 1.3l 16V MJet | Marelli | 8F | | | R /W | | OBD | BENCH JTAG |
| Lancia | car | Ypsilon | 1.3l Euro 6 | Marelli | 9DF | | | R/VR/W | CAN | OBD | BENCH JTAG |
| Lancia | car | Ypsilon | 1.2l 8V | Marelli | 49F/59F (Motor) | | | R/W | | OBD | |
| Lancia | car | Ypsilon | 1.4l | Marelli | 5SF8/9 | | | VR/W | | OBD | BENCH BOOT |

WEBSITE:www.dfb-technology.comEmail:info@dfb-technology.com

Notice: Please send email to us for quotation if you want learn this tool

| | | | | | | | | | | | | |
|------------|-----|-----------|-----------|---------------------|-------------------|-----------------------------|----------------------|--------|--------|-------|-------|------|
| Lancia | car | Zeta | 1.9I JTD | Bosch | EDC15C5 | | | R/W | | OBD | | |
| Lancia | car | Zeta | 2.0I JTD | Bosch | EDC15C2 | | | R/W | | OBD | | |
| Lancia | car | | | Bosch | ME17.9.xx | TC1767 | EEPROM | R/W | | | | BOOT |
| Lancia | car | | | Bosch | ME17.3.0 | TC1724 | EEPROM | R/W | | BENCH | | BOOT |
| Lancia | car | | | Bosch | ME17.9.5 | TC1762 | EEPROM | R/W | | | | BOOT |
| Lancia | car | | | Bosch | ME17.9.51 | TC1762 | EEPROM | R/W | | | | BOOT |
| Lancia | car | | | Bosch | MED17.3.0 HW01/02 | TC1724 | EEPROM | R/W | | BENCH | | BOOT |
| Lancia | car | | | Bosch | MED17.3.1 | TC1766 | EEPROM | R/W | | BENCH | | BOOT |
| Lancia | car | | | Bosch | MED17.3.4 | TC1797 | EEPROM | R/W | | BENCH | | BOOT |
| Lancia | car | | | Bosch | MED17.3.3 | TC1797 | EEPROM | R/W | | BENCH | | BOOT |
| Lancia | car | | | Bosch | MED17.3.5 | TC1793 | EEPROM | R/W | | BENCH | | BOOT |
| Lancia | car | | | Bosch | EDC17C49 | TC1797 | EEPROM | R/W | | BENCH | | BOOT |
| Lancia | car | | | Bosch | EDC17C69 | TC1793 | EEPROM | R/W | | BENCH | | BOOT |
| Lancia | car | | | Bosch | EDC17C79 | TC1797 | EEPROM | R/W | | BENCH | | BOOT |
| Lancia | car | | | Bosch | EDC17CP52 | TC1797 | EEPROM | R/W | | BENCH | | BOOT |
| Lancia | car | | | Bosch | EDC17CP27 | TC1796 | EEPROM | R/W | | BENCH | | BOOT |
| Lancia | car | | | Bosch | DCU17PC42 | TC1724 | EEPROM | R/W | | BENCH | | BOOT |
| Lancia | car | | | Bosch | EDC17C84 | TC1782 | EEPROM | R/W | | BENCH | | BOOT |
| Lancia | car | | | Marelli | 8GMK | Int.Flash | EEPROM | R/W | | OBD | BENCH | JTAG |
| Lancia | car | | | Marelli | 9DF | Int.Flash | EEPROM | R/VR/W | CAN | OBD | BENCH | JTAG |
| Lancia | car | | | Marelli | 9GF | Int.Flash | EEPROM | R/W | | | BENCH | JTAG |
| Lancia | car | | | Bosch | EDC15C7 | C167 29F400BT | EEPROM | R/W | K-line | | BENCH | |
| Lancia | car | | | Bosch | ME7.3.1 | C167 29F400BT | EEPROM 95080 | R/W | K-line | | BENCH | BOOT |
| Lancia | car | | | Bosch | ME7.3H4 | C167 29F400BT | EEPROM 95080 | R/W | K-line | | BENCH | BOOT |
| Lancia | car | | | Bosch | ME7.9.10 | ST10F275 | EEPROM 95080/95160 | R/W | K-line | | BENCH | BOOT |
| Lancia | car | | | Bosch | ME7.6.3 | ST10F275 | EEPROM | R/W | K-line | | BENCH | BOOT |
| Lancia | car | | | Marelli | 6J | MPC555 | EEPROM | R/W | K-line | OBD | BENCH | JTAG |
| Lancia | car | | | Marelli | 6F3 | MPC563/M58BW016xB/S29CL016x | EEPROM 95320 | R/W | K-line | | BENCH | JTAG |
| Lancia | car | | | Marelli | 6F3 | MPC563/M58BW016xB/S29CL016x | EEPROM 95320 | R/W | CAN | | BENCH | JTAG |
| Lancia | car | | | Marelli | 8F | MPC5565 | EEPROM 95640 | R/W | K-line | OBD | BENCH | JTAG |
| Lancia | car | | | Marelli | 8F | MPC5565 | EEPROM 95640 | R/W | CAN | OBD | BENCH | JTAG |
| Lancia | car | | | Marelli | 9DF | MPC5644 | EEPROM 95128 | R/VR/W | CAN | OBD | BENCH | JTAG |
| Lancia | car | | | Marelli | 59F HW<100 | Motorola 29F200BB | EEPROM 95080 | R/W | K-line | | BENCH | BOOT |
| Lancia | car | | | Marelli | 4AF HW>100 | ST10F168 / 269 | EEPROM 95160 | R/W | K-line | | BENCH | BOOT |
| Lancia | car | | | Marelli | 59F HW>100 | ST10F168 / 269 | EEPROM 95160 | R/W | K-line | | BENCH | BOOT |
| Lancia | car | | | Marelli | 5AF HW>100 | ST10F168 / 269 | EEPROM 95160 | R/W | K-line | | BENCH | BOOT |
| Lancia | car | | | Marelli | 5NF | Motorola 29F200BB | EEPROM 95160 | R/W | K-line | | BENCH | BOOT |
| Lancia | car | | | Marelli | 5SF.xx HW<299 | ST10F280 | EEPROM internal | R/W | K-line | OBD | BENCH | BOOT |
| Lancia | car | | | Marelli | 5SF3 HW>=300 | ST10F280 | EEPROM internal | R/W | K-line | OBD | BENCH | BOOT |
| Lancia | car | | | Marelli | 5SF3 HW>=300 | ST10F280 | EEPROM internal | R/W | CAN | OBD | BENCH | BOOT |
| Lancia | car | | | Marelli | 5SF4 | ST10F296 | EEPROM internal | R/W | K-line | OBD | BENCH | BOOT |
| Lancia | car | | | Marelli | 5SF8 | ST10F296 | EEPROM internal | R/W | K-line | OBD | BENCH | BOOT |
| Lancia | car | | | Marelli | 5SF9 | ST10F296 | EEPROM internal | R/W | K-line | OBD | BENCH | BOOT |
| Lancia | car | | | Marelli | 5SF8 | ST10F296 | EEPROM internal | R/W | CAN | OBD | BENCH | BOOT |
| Lancia | car | | | Marelli | 5SF9 | ST10F296 | EEPROM internal | R/W | CAN | OBD | BENCH | BOOT |
| Lancia | car | | | Marelli | 8GSF | MPC5553/5565 | EEPROM 95640 / 95128 | R/W | CAN | | BENCH | JTAG |
| Lancia | car | | | Marelli | 8GMF | MPC5553/5565 | EEPROM 95640 / 95128 | R/W | CAN | OBD | BENCH | JTAG |
| Lancia | car | | | Marelli | 8GMW | MPC5553/5565 | EEPROM 95640 / 95128 | R/W | CAN | OBD | BENCH | JTAG |
| Lancia | car | | | Marelli | 8GSW | MPC5553/5565 | EEPROM 95640 / 95128 | R/W | CAN | | BENCH | JTAG |
| Lancia | car | | | Marelli | 8GMK | MPC5640 | EEPROM 95640 | R/W | CAN | OBD | BENCH | JTAG |
| Lancia | car | | | Marelli | 8GML | MPC5640 | EEPROM 95640 | R/W | CAN | OBD | BENCH | JTAG |
| Lancia | car | | | Marelli | 9GF.Tx | ST SPC564A | EEPROM 95640 | R/W | CAN | | BENCH | JTAG |
| Lancia | car | | | Siemens | SID803A | AM29BDD160xB / S29CDD016 | EEPROM 95320 | R/W | K-line | OBD | BENCH | JTAG |
| Lancia | car | | | Siemens | SID803A | AM29BDD160xB / S29CDD016 | EEPROM 95320 | R/W | CAN | OBD | BENCH | JTAG |
| Lancia | car | | | Bosch | EDC16C39 | MPC561/562 | EEPROM | R/W | | | BENCH | JTAG |
| Land Rover | car | ALL | ALL | Bosch | EDC17 | | | R/W | | | BENCH | BOOT |
| Land Rover | car | Defender | 2.5I TD5 | Mems | MEMS3 | | | R/W | | OBD | | |
| Land Rover | car | Defender | 2.5I V6 | Siemens Continental | EMS2000 | | | R/W | | OBD | | |
| Land Rover | car | Defender | 2.4I TD4 | FoMoCo | FoMoCo CAN | | | R/W | | OBD | | |
| Land Rover | car | Defender | 2.2I TDCi | Siemens | SID208 | | | W | | OBD | | BOOT |
| Land Rover | car | Defender | 3.0I | Bosch | MG1CS028 | TC298 | AURIX | R/W | | | BENCH | |
| Land Rover | car | Discovery | 3.0I | Bosch | MG1CS028 | TC298 | AURIX | R/W | | | BENCH | |

WEBSITE:www.dfb-technology.com

Email:info@dfb-technology.com

Notice: Please send email to us for quotation if you want learn this tool

| | | | | | | | | | | | |
|-----------------------|---------|------------------------|----------------------------------|---------------------|---------------------------|---------------------|-----|--------|-------|------------------------|------|
| Land Rover | car | Discovery 3 | 2.5l TD5 | Mems | MEMS3 | | R/W | OBD | | | |
| Land Rover | car | Discovery 3 | 2.7l TDV6 | Siemens | SID201 | | R/W | OBD | BENCH | JTAG | |
| Land Rover | car | Discovery Sport | 2.0l eD4 E6 | Bosch | MEDC17.9 | | R/W | OBD | | | |
| Land Rover | car | Discovery Sport | 2.2l TD4 | Bosch | EDC17CP42 | | R/W | OBD | BENCH | BOOT | |
| Land Rover | car | Evoque | 2.0l eD4 E6 | Bosch | MEDC17.9 | | R/W | OBD | | | |
| Land Rover | car | Evoque | 2.2l TD4 | Bosch | EDC17CP42 | | R/W | OBD | BENCH | BOOT | |
| Land Rover | car | Freelander | 2.0l CDT | Bosch | DDE 4.0 | | R/W | OBD | | | |
| Land Rover | car | Freelander | 2.0l 16V | Mems | MEMS3 | | R/W | OBD | | | |
| Land Rover | car | Freelander | 2.2l TD4 | Bosch | EDC16CP39 | | R/W | OBD | BENCH | JTAG | |
| Land Rover | car | Freelander | 2.2l TD4 | Bosch | EDC17CP42 | | R/W | OBD | BENCH | BOOT | |
| Land Rover | car | Freelander | 2.5 V6 | Siemens Continental | EMS2000 | | R/W | OBD | | | |
| Land Rover | car | Range Rover | 2.7/3.6l TD | Siemens | SID201 | | R/W | OBD | BENCH | JTAG | |
| Land Rover | car | Range Rover | 3.0l TD6 | Bosch | DDE 4.0 | | R/W | OBD | | | |
| Land Rover | car | Range Rover | 3.0l TDV6 | Bosch | EDC17CP55 | | R/W | OBD | BENCH | BOOT | |
| Land Rover | car | Range Rover | 4.2l V8 | Denso | AJ33 | | R/W | OBD | | | |
| Land Rover | car | Range Rover | 4.2l SDV8 | Bosch | EDC17CP55 | | R/W | OBD | BENCH | BOOT | |
| Land Rover | car | Range Rover | 3.0l | Bosch | MG1CS028 | TC298 | R/W | | BENCH | | |
| Land Rover | car | Range Rover | 3.0l | Bosch | MG1CS028 | TC298 | R/W | | BENCH | | |
| Land Rover | car | | | Bosch | EDC15C4 | C167 29F400BT | R/W | K-line | BENCH | | |
| Land Rover | car | | | Denso | MB279700-9142 | RENESAS SH7058 | R/W | CAN | BENCH | | |
| Land Rover | car | | | Siemens | EMS | C167 29F200BB | R/W | K-line | BENCH | | |
| Land Rover | car | | | Siemens Continental | EMS2 | C167 29F400BB | R/W | K-line | BENCH | | |
| Land Rover | car | | | Siemens | EMS5150 | C167 29F400BB | R/W | K-line | BENCH | | |
| Land Rover | car | | | Siemens | SID201 | MPC563 / M58BW016xB | R/W | CAN | BENCH | JTAG | |
| Land Rover | car | | | Siemens | SID204 | MPC563 / M58BW016xB | R/W | CAN | BENCH | JTAG | |
| Land Rover | car | | | Bosch | EDC16+ | M58BW016DB | R/W | | BENCH | JTAG | |
| Land Rover | car | | | Siemens | SID203 5WS40371 | MPC563/4 | R/W | | | JTAG | |
| Land Rover | car | | | Siemens | SID201 - SID 204 5WS40xxx | MPC563/4 | R/W | | BENCH | JTAG | |
| Land Rover | car | | | Bosch | EDC16CP39 | MPC563/564 | R/W | | BENCH | JTAG | |
| Land Rover | car | | | Bosch | MED17.2 | TC1767 | R/W | | | BOOT | |
| Land Rover | car | | | Bosch | MED17.2.2 | TC1797 | R/W | | | BOOT | |
| Land Rover | car | | | Bosch | MED17.3.4 | TC1797 | R/W | | BENCH | BOOT | |
| Land Rover | car | | | Bosch | MED17.8.3 | TC1797 | R/W | | BENCH | BOOT | |
| Land Rover | car | | | Bosch | MED17.8.31 | TC1797 | R/W | | BENCH | BOOT | |
| Land Rover | car | | | Bosch | MED17.8.32 | TC1793 | R/W | | BENCH | BOOT | |
| Land Rover | car | | | Bosch | MEDC17.9 | TC1793 | R/W | | BENCH | BOOT | |
| Land Rover | car | | | Bosch | MED17.9.7 | TC1767 | R/W | | BENCH | BOOT | |
| Land Rover | car | | | Bosch | MEDC17.9.9 | TC1793 | R/W | | BENCH | BOOT | |
| Land Rover | car | | | Bosch | EDC17CP11 | TC1796 | R/W | | BENCH | BOOT | |
| Land Rover | car | | | Bosch | EDC17CP42 | TC1797 | R/W | | OBD | BENCH | BOOT |
| Land Rover | car | | | Bosch | EDC17CP55 | TC1793 | R/W | | BENCH | BOOT | |
| Land Rover | car | | | Siemens Continental | SID208 | TC1797 | R/W | | OBD | BOOT | |
| Land Rover | car | | | Mems | Mems 3 | MC68336GMFT20 | R/W | | BDM | | |
| Land Rover | car | | | Denso | P5.0SC | Renesas | R/W | | | READ JTAG / WRITE BOOT | |
| Land Rover | TCU | Discovery Sport | | ZF | 9HP | | | | | BOOT | |
| Land Rover | TCU | Range Rover Evoque 2-4 | | ZF | 9HP | | | | | BOOT | |
| Land Rover Freelander | car | | | Denso | - | Renesas | R/W | | | READ JTAG / WRITE BOOT | |
| Landini | tractor | Power Master | 160 - 220CV | Bosch | EDC7UC31 | | R/W | OBD | BENCH | JTAG | |
| Landini | tractor | Serie 5 | 5-075 Stage V | Bosch | MD1CS069 | | R/W | OBD | | | |
| Landini | tractor | Serie 5 | 5-085 Stage V | Bosch | MD1CS069 | | R/W | OBD | | | |
| Landini | tractor | Serie 7 | 185 - 270CV | Bosch | EDC7UC31 | | R/W | OBD | BENCH | JTAG | |
| Landini | tractor | Serie 7 | 4.5 Tier4F 141/155/166HP | Bosch | EDC17CV41 | | R/W | OBD | BENCH | BOOT | |
| Landini | tractor | Serie 7 | 6.7 Tier4F 151/165/180/190/205HP | Bosch | EDC17CV41 | | R/W | OBD | BENCH | BOOT | |
| Landini | tractor | Rex 100F | 2.9D 100/110/120hp | Bosch | EDC17CV54 | | R/W | OBD | BENCH | BOOT | |
| Landini | tractor | Rex 100gt | 2.9D 100/110/120hp | Bosch | EDC17CV54 | | R/W | OBD | BENCH | BOOT | |
| Landini | truck | | | Bosch | EDC7 UC31 | MPC5xx | R/W | | | JTAG | |
| Landini | truck | | | Perkins | | MPC5xx | R/W | | | JTAG | |
| Landini | tractor | | | Bosch | EDC7UC31 | MPC561/562 | R/W | | BENCH | JTAG | |
| Laverda | tractor | | | Bosch | EDC17CV54 | TC1767 | R/W | | BENCH | BOOT | |
| LDV | car | | | Bosch | EDC17CV53 | TC1767 | R/W | | BENCH | BOOT | |
| Lexus | car | GS 300 | 3.0l V6 Dual VVT-i | Denso | 76F000xx | | R/W | OBD | | | |
| Lexus | car | GS 350 | 3.5l V6 Dual VVT-i | Denso | 76F000xx | | R/W | OBD | | | |

WEBSITE:www.dfb-technology.com

Email:info@dfb-technology.com

Notice: Please send email to us for quotation if you want learn this tool

| | | | | | | | | | | | |
|----------|---------|---------|---------------------|--------|-----------------|------------|------------|------|--|-------|------------|
| Lexus | car | IS 220d | 2.2i D-CAT | Denso | 76F00xx | | | VR/W | | OBD | |
| Lexus | car | IS-F | 5.0i V8 Dual VVT-i | Denso | 76F00xx | | | VR/W | | OBD | |
| Lexus | car | | | Denso | 175822-666 | Nec | | R/W | | OBD | JTAG |
| Lexus | car | | | Denso | 175822-737 | Nec | | R/W | | OBD | JTAG |
| Lexus | car | | | Denso | 175822-762 | Nec | | R/W | | OBD | JTAG |
| Lexus | car | | | Denso | 175822-773 | Nec | | R/W | | OBD | JTAG |
| Lexus | car | | | Denso | 175822-799 | Nec | | R/W | | OBD | JTAG |
| Lexus | car | | | Denso | 175822-887 | Nec | | R/W | | OBD | JTAG |
| Lexus | car | | | Denso | 211941-37910830 | Nec | | R/W | | OBD | JTAG |
| Lexus | car | | | Denso | 275036-0360 | Nec | | R/W | | OBD | JTAG |
| Lexus | car | | | Denso | 275036-1150 | Nec | | R/W | | OBD | JTAG |
| Lexus | car | | | Denso | 275036-1152 HW1 | Nec | | R/W | | OBD | JTAG |
| Lexus | car | | | Denso | 275036-1152 HW2 | Nec | | R/W | | OBD | JTAG |
| Lexus | car | | | Denso | 275036-2540 | Nec | | R/W | | OBD | JTAG |
| Lexus | car | | | Denso | 275036-1470 | Nec | | R/W | | OBD | JTAG |
| Lexus | car | | | Denso | 275036-2110 | Nec | | R/W | | OBD | JTAG |
| Lexus | car | | | Denso | 275036-2290 | Nec | | R/W | | OBD | JTAG |
| Lexus | car | | | Denso | 275036-2440 | Nec | | R/W | | OBD | JTAG |
| Lexus | car | | | Denso | 275036-3410 | Nec | | R/W | | OBD | JTAG |
| Lexus | car | | | Denso | 275036-3560 | Nec | | R/W | | OBD | JTAG |
| Lexus | car | | | Denso | 275036-4520 | Nec | | R/W | | OBD | JTAG |
| Lexus | car | | | Denso | 275036-4820 | Nec | | R/W | | OBD | JTAG |
| Lexus | car | | | Denso | 275036-5130 | Nec | | R/W | | OBD | JTAG |
| Lexus | car | | | Denso | 275036-5280 | Nec | | R/W | | OBD | JTAG |
| Lexus | car | | | Denso | 275036-5380 | Nec | | R/W | | OBD | JTAG |
| Lexus | car | | | Denso | 275036-5650 | Nec | | R/W | | OBD | JTAG |
| Lexus | car | | | Denso | 275036-5810 | Nec | | R/W | | OBD | JTAG |
| Lexus | car | | | Denso | 275036-6941 | Nec | | R/W | | OBD | JTAG |
| Lexus | car | | | Denso | 275036-7341 | Nec | | R/W | | OBD | JTAG |
| Lexus | car | | | Denso | 275036-7780 | Nec | | R/W | | OBD | JTAG |
| Lexus | car | | | Denso | 275036-8730 | Nec | | R/W | | OBD | JTAG |
| Lexus | car | | | Denso | 275036-9160 | Nec | | R/W | | OBD | JTAG |
| Lexus | car | | | Denso | 275036-9170 | Nec | | R/W | | OBD | JTAG |
| Lexus | car | | | Denso | 275922-022 HW1 | Nec | | R/W | | OBD | JTAG |
| Lexus | car | | | Denso | 275922-022 HW2 | Nec | | R/W | | OBD | JTAG |
| Lexus | car | | | Denso | 275922-320 | Nec | | R/W | | OBD | JTAG |
| Lexus | car | | | Denso | 275922-428 | Nec | | R/W | | OBD | JTAG |
| Lexus | car | | | Denso | 275922-473 | Nec | | R/W | | OBD | JTAG |
| Lexus | car | | | Denso | 275922-500 | Nec | | R/W | | OBD | JTAG |
| Lexus | car | | | Denso | 275922-532 | Nec | | R/W | | OBD | JTAG |
| Lexus | car | | | Denso | 275922-856 | Nec | | R/W | | OBD | JTAG |
| Lindner | tractor | Lintrac | 90 | Bosch | EDC17C49 | | | R/W | | OBD | BENCH BOOT |
| Lindner | tractor | | | Bosch | EDC17C49 | TC1797 | EEPROM | R/W | | BENCH | BOOT |
| Lindner | tractor | | | Bosch | EDC17CP49 | TC1797 | EEPROM | R/W | | BENCH | BOOT |
| Mack | truck | | | Bosch | EDC7U1 | MPC555/556 | EEPROM | R/W | | BENCH | JTAG |
| Mack | truck | | | TRW | EMS2.2 v1 | MPC5554 | EEPROM | R/W | | BENCH | JTAG |
| Mack | truck | | | TRW | EMS2.2 v2 | MPC5554 | EEPROM | R/W | | BENCH | JTAG |
| Mack | truck | | | TRW | EMS2.2 v3 | MPC5554 | EEPROM | R/W | | BENCH | JTAG |
| Mahindra | car | | | Bosch | EDC16 | MPC555/6 | Am29BL802C | R/W | | BENCH | JTAG |
| Mahindra | car | | | Bosch | EDC17C53 | TC1767 | EEPROM | R/W | | BENCH | BOOT |
| Mahindra | car | | | Bosch | EDC17C55 | TC1767 | EEPROM | R/W | | BENCH | BOOT |
| Mahindra | car | | | Bosch | EDC17C81 | TC1782 | EEPROM | R/W | | BENCH | BOOT |
| Mahindra | car | | | Bosch | EDC17C42 | TC1767 | EEPROM | R/W | | BENCH | BOOT |
| MAN | car | TGE | 2.0 177CV | Delphi | DCM6.2V | SPC5674 | | VR/W | | OBD | |
| MAN | truck | 8.x | Vp44 Rotary Pump E3 | Bosch | MS6.4 | | | R/W | | OBD | |
| MAN | truck | 13 | Vp44 Rotary Pump E3 | Bosch | MS6.4 | | | R/W | | OBD | |
| MAN | truck | 14 | Vp44 Rotary Pump E3 | Bosch | MS6.4 | | | R/W | | OBD | |
| MAN | truck | 18 | Vp44 Rotary Pump E3 | Bosch | MS6.4 | | | R/W | | OBD | |
| MAN | truck | F2000 | E2 | Bosch | MS6.1 | | | R/W | | OBD | |
| MAN | truck | F2000 | E3 | Bosch | MS6.4 | | | R/W | | OBD | |
| MAN | truck | FE | E2 | Bosch | MS6.1 | | | R/W | | OBD | |
| MAN | truck | LE | vp44 Rotary Pump E2 | Bosch | MS6.4 | | | R/W | | OBD | |

| | | | | | | | | | | |
|-----------------|---------|---------------|----------------------------|------------|-----------|------------|--------|------|-------|------|
| MAN | truck | M2000 | E2 | Bosch | MS6.1 | | R/W | OBD | | |
| MAN | truck | M2000 | E3 | Bosch | MS6.4 | | R/W | OBD | | |
| MAN | truck | TGA | E2/E3 | Bosch | MS6.1 | | R/W | OBD | | |
| MAN | truck | TGA | D20/D23 E4 | Bosch | EDC7C3 | | R/W | OBD | BENCH | JTAG |
| MAN | truck | TGA | D20/D23 E4 | Bosch | EDC7C32 | | R/W | OBD | BENCH | JTAG |
| MAN | truck | TGL | E4 | Bosch | EDC7C3 | | R/W | OBD | BENCH | JTAG |
| MAN | truck | TGL | E5 | Bosch | EDC7C32 | | R/W | OBD | BENCH | JTAG |
| MAN | truck | TGM | E4 | Bosch | EDC7C3 | | R/W | OBD | BENCH | JTAG |
| MAN | truck | TGM | E5 | Bosch | EDC7C32 | | R/W | OBD | BENCH | JTAG |
| MAN | truck | TGS | E4 | Bosch | EDC7C3 | | R/W | OBD | BENCH | JTAG |
| MAN | truck | TGS | E5 | Bosch | EDC7C32 | | R/W | OBD | BENCH | JTAG |
| MAN | truck | TGX | E4 | Bosch | EDC7C3 | | R/W | OBD | BENCH | JTAG |
| MAN | truck | TGX | E5 | Bosch | EDC7C32 | | R/W | OBD | BENCH | JTAG |
| MAN | truck | - | - | Bosch | MD1CE100 | | R/W | | BENCH | |
| Man | truck | | | Bosch | EDC7C3 | MPC555/6 | R/W | OBD | BENCH | JTAG |
| Man | truck | | | Bosch | EDC7UC31 | MPC5xx | R/W | JTAG | BENCH | JTAG |
| Man | truck | | | Bosch | EDC7C32 | MPC561/562 | EEPROM | R/W | BENCH | JTAG |
| MAN | tractor | | | Bosch | EDC17 | TC1797 | EEPROM | R/W | BENCH | BOOT |
| MAN | truck | | | Bosch | EDC17CV41 | TC1797 | EEPROM | R/W | BENCH | BOOT |
| MAN | truck | | | Bosch | EDC17CV42 | TC1797 | EEPROM | R/W | BENCH | BOOT |
| MAN | truck | | | PTM | PTM C007 | MPC5554 | EEPROM | R/W | JTAG | JTAG |
| MAN | truck | | | Bosch | DCU15 | st10 | R/W | | | BOOT |
| MAN | TCU | TGE | | ZF - WABCO | AS Tronic | | | | | JTAG |
| MAN | TCU | TGX | | ZF - WABCO | AS Tronic | | | | | JTAG |
| Manitou | tractor | SH34 | | Bosch | EDC17C49 | | R/W | | BENCH | |
| Maserati | car | Coupè | 4.2l V8 | Bosch | MED7.1 | | R/W | OBD | | |
| Maserati | car | Gran Sport | 4.2l V8 | Bosch | ME9.1.1 | | VR/W | OBD | | |
| Maserati | car | Quattro porte | 4.2l V8 | Bosch | ME9.1.1 | | VR/W | OBD | | |
| Maserati | car | Spider | 4.2l V8 | Bosch | MED7.1 | | R/W | OBD | | |
| Maserati | car | | | Bosch | MED17.3.5 | TC1793 | EEPROM | R/W | BENCH | BOOT |
| Maserati | car | | | Bosch | MED17.3.5 | TC1797 | EEPROM | R/W | BENCH | BOOT |
| Maserati | car | | | Bosch | EDC17C49 | TC1797 | EEPROM | R/W | BENCH | BOOT |
| Maserati | car | | | Bosch | EDC17C79 | TC1797 | EEPROM | R/W | BENCH | BOOT |
| Maserati | car | | | Bosch | MED17.3.4 | TC1797 | EEPROM | R/W | BENCH | BOOT |
| Maserati | car | | | Bosch | ME7.1.1 | C167 | 29F400 | R/W | | BOOT |
| Maserati | TCU | GT | | Marelli | CFCxx | | | | | BOOT |
| Maserati | TCU | Quattro porte | | Marelli | CFCxx | | | | | BOOT |
| Massey Ferguson | tractor | MF3700 | FPT 75-105cv | Bosch | EDC17C49 | | R/W | OBD | BENCH | BOOT |
| Massey Ferguson | truck | MF6400 | SISU 100—130CV | Bosch | EDC7UC31 | | R/W | OBD | BENCH | JTAG |
| Massey Ferguson | tractor | MF7400 | SISU 135—240CV | Bosch | EDC7UC31 | | R/W | OBD | BENCH | JTAG |
| Massey Ferguson | tractor | MF7620 | SISU 6600 | Bosch | EDC17CV44 | | R/W | OBD | BENCH | BOOT |
| Massey Ferguson | tractor | MF7624 | SISU 7400 | Bosch | EDC17CV44 | | R/W | OBD | BENCH | BOOT |
| Massey Ferguson | tractor | MF7700 | SISU 6600 - 165—280CV | Bosch | EDC17CV41 | | R/W | OBD | BENCH | BOOT |
| Massey Ferguson | tractor | MF8600 | SISU 8600 - 270—370CV | Bosch | EDC7UC31 | | R/W | OBD | BENCH | JTAG |
| Massey Ferguson | tractor | MF8700 | SISU 8400 - 270—400CV | Bosch | EDC17CV41 | | R/W | OBD | BENCH | BOOT |
| Massey Ferguson | truck | | | Bosch | EDC7UC31 | MPC561/562 | EEPROM | R/W | BENCH | JTAG |
| Massey Ferguson | truck | | | Bosch | EDC7 UC31 | MPC5xx | R/W | JTAG | | JTAG |
| Massey Ferguson | tractor | | | Bosch | EDC17CV44 | TC1767 | EEPROM | R/W | BENCH | BOOT |
| Massey Ferguson | tractor | | | Bosch | EDC17CV54 | TC1767 | EEPROM | R/W | BENCH | BOOT |
| Massey Ferguson | tractor | | | Bosch | EDC17CV56 | TC1767 | EEPROM | R/W | BENCH | BOOT |
| Massey Ferguson | tractor | | | Bosch | EDC17CV41 | TC1797 | EEPROM | R/W | BENCH | BOOT |
| Massey Ferguson | tractor | | | Bosch | EDC17CV42 | TC1797 | EEPROM | R/W | BENCH | BOOT |
| Massey Ferguson | tractor | 55 | SISU 4400l 105—145CV Tier5 | Bosch | EDC17CV41 | | R/W | OBD | BENCH | BOOT |
| Massey Ferguson | tractor | 65 | SISU 4900l 135—180CV Tier5 | Bosch | EDC17CV41 | | R/W | OBD | BENCH | BOOT |
| Massey Ferguson | tractor | 75 | SISU 6600l 155—210CV Tier5 | Bosch | EDC17CV41 | | R/W | OBD | BENCH | BOOT |
| Massey Ferguson | tractor | 85 | SISU 7400l 205—305CV Tier5 | Bosch | EDC17CV41 | | R/W | OBD | BENCH | BOOT |
| Mayback | TCU | 57 | | Siemens | EGS52 | | | | | BOOT |
| Mayback | TCU | 57 | | Siemens | EGS53 | | | | | BOOT |
| Mayback | TCU | 64 | | Siemens | EGS52 | | | | | BOOT |
| Mayback | TCU | 64 | | Siemens | EGS53 | | | | | BOOT |
| Mazda | car | Mazda 2 | 1.4l TDCi | Bosch | EDC16C3 | | R/W | OBD | BENCH | JTAG |
| Mazda | car | Mazda 2 | 1.4l TDCi | Bosch | EDC16C34 | | R/W | OBD | BENCH | JTAG |

WEBSITE:www.dfb-technology.com

Email:info@dfb-technology.com

Notice: Please send email to us for quotation if you want learn this tool

| | | | | | | | | | | | | |
|-------|-----|-------------|--------------------|------------|------------|----------------|--------------|-----|--------|------------------------|------------------------|------------------------|
| Mazda | car | Mazda 2 | 1.4i TDCi | Siemens | SID802 | | R/W | OBD | BENCH | BOOT | | |
| Mazda | car | Mazda 2 | 1.4i TDCi | Siemens | SID804 | | R/W | OBD | BENCH | BOOT | | |
| Mazda | car | Mazda 2 | 1.2/1.4i TDCi | Siemens | SIM210 | | R/W | OBD | | | | |
| Mazda | car | Mazda 2 | 1.4i TDCi | Siemens | SID206 | | R/W | OBD | | JTAG | | |
| Mazda | car | Mazda 3 | 1.6i TDCi | Delphi | Delphi PWM | | R/W | OBD | | | | |
| Mazda | car | Mazda 3 | 1.6i TDCi | Bosch | EDC16C3 | | R/W | OBD | BENCH | JTAG | | |
| Mazda | car | Mazda 3 | 1.6i TDCi | Bosch | EDC16C34 | | R/W | OBD | BENCH | JTAG | | |
| Mazda | car | Mazda 3 | 2.0i MZR | Denso | RF7x | | R/W | OBD | | | | |
| Mazda | car | Mazda 3 | 2.2i MZR | Denso | R2Ax | | R/W | OBD | | | | |
| Mazda | car | Mazda 3 | 2.2i SkyActive | Denso | SH12 | | R/W | OBD | | | | |
| Mazda | car | Mazda 3 | 1.5/2.0 SkyActiv-G | Denso | P5 | | R/W | OBD | | | | |
| Mazda | car | Mazda 5 | 2.0i MZR | Denso | RF7x | | R/W | OBD | | | | |
| Mazda | car | Mazda 5 | 2.0i MZR | Denso | RF8x | | R/W | OBD | | | | |
| Mazda | car | Mazda 5 | 2.0i TDCi | Delphi | Delphi PWM | | R/W | OBD | | | | |
| Mazda | car | Mazda 6 | 2.0i MZR | Denso | RF7x | | R/W | OBD | | | | |
| Mazda | car | Mazda 6 | 2.0i MZR | Denso | RF8x | | R/W | OBD | | | | |
| Mazda | car | Mazda 6 | 2.2i MZR | Denso | R2AX | | R/W | OBD | | | | |
| Mazda | car | Mazda 6 | 2.2i Skyactiv-D | Denso | SH1 | | R/W | OBD | | | | |
| Mazda | car | Mazda 6 | 2.2i Skyactiv-D | Denso | SH12 | | R/W | OBD | | | | |
| Mazda | car | Mazda 6 | 2.0i TDCi | Delphi | Delphi PWM | | R/W | OBD | | | | |
| Mazda | car | Mazda 6 | 2.0/2.5 SkyActiv-G | Denso | P5 | | R/W | OBD | | | | |
| Mazda | car | Mazda CX5 | 2.2i Skyactiv-D | Denso | SH1 | | R/W | OBD | | | | |
| Mazda | car | Mazda CX5 | 2.2i Skyactiv-D | Denso | SH3F | | R/W | OBD | | | | |
| Mazda | car | Mazda CX5 | 2.2i Skyactiv-D | Denso | SH12 | | R/W | OBD | | | | |
| Mazda | car | Mazda CX7 | 2.2i MZR CD | Denso | R2AX | | R/W | OBD | | | | |
| Mazda | car | Mazda CX9 | 2.5 SkyActiv-G | Denso | P5 | | R/W | OBD | | | | |
| Mazda | car | Mazda Demio | 1.3i MZR | Siemens | SIM210 | | R/W | OBD | | | | |
| Mazda | car | Mazda Demio | 1.4i TDCi | Siemens | SID802 | | R/W | OBD | BENCH | BOOT | | |
| Mazda | car | Mazda Demio | 1.4i TDCi | Siemens | SID804 | | R/W | OBD | BENCH | BOOT | | |
| Mazda | car | Mazda MX5 | 1.5/2.0 SkyActiv-G | Denso | 27522 | | R/W | OBD | | | | |
| Mazda | car | Mazda RX8 | 1.3i MZR 16V | Denso | N3J1 | | R/W | OBD | | | | |
| Mazda | car | | | Bosch | EDC16C2 | MPC555/556 | EEPROM | R/W | BENCH | JTAG | | |
| Mazda | car | | | Bosch | EDC16C3 | MPC555/556 | EEPROM | R/W | BENCH | JTAG | | |
| Mazda | car | | | Bosch | EDC16C7 | MPC555/556 | EEPROM | R/W | BENCH | JTAG | | |
| Mazda | car | | | Bosch | EDC16C34 | MPC561/562 | EEPROM | R/W | BENCH | JTAG | | |
| Mazda | car | | | Mitsubishi | E6T0x | | R/W | | BENCH | | | |
| Mazda | car | | | Mitsubishi | E6T0xx | | R/W | | BENCH | | | |
| Mazda | car | | | Mitsubishi | E6T540x | | R/W | | BENCH | | | |
| Mazda | car | | | Mitsubishi | E6T56xx | | R/W | | BENCH | | | |
| Mazda | car | | | Mitsubishi | E6T57xx | | R/W | | BENCH | | | |
| Mazda | car | | | Mitsubishi | E6T58xx | | R/W | | BENCH | | | |
| Mazda | car | | | Mitsubishi | E6T59xx | | R/W | | BENCH | | | |
| Mazda | car | | | Denso | RF7N | Renesas | | R/W | | READ JTAG / WRITE BOOT | | |
| Mazda | car | | | Denso | RF8B | Renesas | | R/W | | READ JTAG / WRITE BOOT | | |
| Mazda | car | | | Denso | L831 | Renesas | | R/W | | READ JTAG / WRITE BOOT | | |
| Mazda | car | | | Denso | ZJ77 | Renesas | | R/W | | READ JTAG / WRITE BOOT | | |
| Mazda | car | | | Denso | R2AA | Renesas | | R/W | | READ JTAG / WRITE BOOT | | |
| Mazda | car | | | Denso | R2AX | Renesas | | R/W | | READ JTAG / WRITE BOOT | | |
| Mazda | car | | | Denso | SH15 | Renesas | | R/W | BENCH | READ JTAG / WRITE BOOT | | |
| Mazda | TCU | 2 | | Bosch | DURASHIFT | | | | | | | |
| Mazda | car | | | Denso | N3J1 | RENESAS SH7855 | EEPROM 93C56 | R/W | CAN | BENCH | READ JTAG / WRITE BOOT | |
| Mazda | car | | | Denso | RF7x | RENESAS SH7058 | EEPROM | R/W | CAN | BENCH | READ JTAG / WRITE BOOT | |
| Mazda | car | | | Denso | RF8x | RENESAS SH7058 | EEPROM | R/W | K-line | BENCH | READ JTAG / WRITE BOOT | |
| Mazda | car | | | Denso | R2AC | RENESAS SH7058 | EEPROM | R/W | K-line | BENCH | READ JTAG / WRITE BOOT | |
| Mazda | car | | | Denso | R2AX | RENESAS SH7059 | EEPROM | R/W | K-line | BENCH | READ JTAG / WRITE BOOT | |
| Mazda | car | | | Siemens | SID802 | C167 29F400BB | EEPROM 93C56 | R/W | CAN | OBD | BENCH | BOOT |
| Mazda | car | | | Siemens | SID804 | C167 29F400BB | EEPROM 93C56 | R/W | CAN | OBD | BENCH | BOOT |
| Mazda | car | | | Siemens | SIM210 | C167 29F400BB | EEPROM 93C86 | R/W | K-line | | BENCH | |
| Mazda | car | | | Siemens | SIM22 | C167 29F400BB | EEPROM 93C86 | R/W | K-line | | BENCH | |
| Mazda | car | | | Siemens | SIM24 | C167 29F400BB | EEPROM 93C86 | R/W | K-line | | BENCH | |
| Mazda | car | | | Mitsubishi | E6T54xx | | | R/W | | BENCH | | |
| Mazda | car | | | Denso | RX8 | Renesas | | R/W | | | | READ JTAG / WRITE BOOT |

| | | | | | | | | |
|---------------|---------|-----------|-----------------------------------|-------------------|---------------|--------|-----------|------------------------|
| Mazda 1.6 | car | | Denso | - | Renesas | R/W | | READ JTAG / WRITE BOOT |
| MC Cormic | truck | | Bosch | EDC7 | MPC5xx | R/W | JTAG | JTAG |
| MC Laren | car | | Bosch | MED17.7.8 | TC1797 | EEPROM | | BOOT |
| MC Laren | car | | Bosch | MED17.8.32 | TC1797 | EEPROM | BENCH | BOOT |
| MC Laren | car | | Bosch | ME17.8.33 | TC1793 | EEPROM | BENCH | BOOT |
| MCCormik | tractor | TTX | 190/210/230CV | Bosch | EDC7C1 | R/W | OBD | JTAG |
| MCCormik | tractor | XTX | 145/165/185CV | Bosch | EDC7C1 | R/W | OBD | JTAG |
| MCCormik | tractor | XTX | 145/165/185CV | Bosch | EDC7UC31 | R/W | OBD BENCH | JTAG |
| MCCormik | tractor | X5 | 085 | Bosch | MD1CS069 | R/W | OBD | |
| MCCormik | tractor | X7 | 440-450-460 143/160/176CV Tier 4B | Bosch | EDC17CV41 | R/W | OBD BENCH | BOOT |
| MCCormik | tractor | X7 | 650-690 165/180/195/210/226CV Tie | Bosch | EDC17CV41 | R/W | OBD BENCH | BOOT |
| MCCormik | tractor | X7 | 6.7l 621/624 l6 Stage 5 | Bosch | MD1CE101 | R/W | OBD | |
| Mercedes | TCU | A Class | CVT | Continental Temic | VGS1 CODING | | | BENCH |
| Mercedes | TCU | A Class | CVT | Continental Temic | VGS2 - CODING | | | BENCH |
| Mercedes | TCU | A Class | FDCT | Continental | VGS FDCT | | | BENCH |
| Mercedes | TCU | B Claas | CVT | Continental Temic | VGS1 CODING | | | BENCH |
| Mercedes | TCU | B Claas | CVT | Continental Temic | VGS2 - CODING | | | BENCH |
| Mercedes | TCU | B Class | FDCT | Continental | VGS FDCT | | | BENCH |
| Mercedes | TCU | C Class | | Siemens | EGS52 | | | BOOT |
| Mercedes | TCU | C Class | | Siemens | EGS53 | | | BOOT |
| Mercedes | TCU | C Class | 7G-Tronic | Temic Continental | VGS3 CODING | | | BENCH |
| Mercedes | TCU | CL Class | | Siemens | EGS52 | | | BOOT |
| Mercedes | TCU | CL Class | | Siemens | EGS53 | | | BOOT |
| Mercedes | TCU | CL Class | 7G-Tronic | Temic Continental | VGS3 CODING | | | BENCH |
| Mercedes | TCU | CLA Class | FDCT | Continental | VGS FDCT | | | BENCH |
| Mercedes | TCU | CLK Class | | Siemens | EGS52 | | | BOOT |
| Mercedes | TCU | CLK Class | | Siemens | EGS53 | | | BOOT |
| Mercedes | TCU | CLK Class | 7G-Tronic | Temic Continental | VGS3 CODING | | | BENCH |
| Mercedes | TCU | CLS Class | 7G-Tronic | Temic Continental | VGS3 CODING | | | BENCH |
| Mercedes | TCU | E Class | | Siemens | EGS52 | | | BOOT |
| Mercedes | TCU | E Class | | Siemens | EGS53 | | | BOOT |
| Mercedes | TCU | E Class | 7G-Tronic | Temic Continental | VGS3 CODING | | | BENCH |
| Mercedes | TCU | G Class | | Siemens | EGS52 | | | BOOT |
| Mercedes | TCU | G Class | | Siemens | EGS53 | | | BOOT |
| Mercedes | TCU | GLA Class | FDCT | Continental | VGS FDCT | | | BENCH |
| Mercedes | TCU | ML Class | | Siemens | EGS52 | | | BOOT |
| Mercedes | TCU | ML Class | | Siemens | EGS53 | | | BOOT |
| Mercedes | TCU | ML Class | 7G-Tronic | Temic Continental | VGS3 CODING | | | BENCH |
| Mercedes | TCU | R Class | 7G-Tronic | Temic Continental | VGS3 CODING | | | BENCH |
| Mercedes | TCU | S Class | | Siemens | EGS52 | | | BOOT |
| Mercedes | TCU | S Class | | Siemens | EGS53 | | | BOOT |
| Mercedes | TCU | S Class | 7G-Tronic | Temic Continental | VGS3 CODING | | | BENCH |
| Mercedes | TCU | SL Class | | Siemens | EGS52 | | | BOOT |
| Mercedes | TCU | SL Class | | Siemens | EGS53 | | | BOOT |
| Mercedes | TCU | SL Claas | 7G-Tronic | Temic Continental | VGS3 CODING | | | BENCH |
| Mercedes | TCU | SLK Class | | Siemens | EGS52 | | | BOOT |
| Mercedes | TCU | SLK Class | | Siemens | EGS53 | | | BOOT |
| Mercedes | TCU | SLK Claas | 7G-Tronic | Temic Continental | VGS3 CODING | | | BENCH |
| Mercedes | TCU | SLR Class | | Siemens | EGS53 | | | BOOT |
| Mercedes Benz | car | ALL | ALL | Bosch | EDC17 | R/W | BENCH | BOOT |
| Mercedes Benz | car | A Class | 1.7l CDI | Bosch | EDC15C0 | R/W | OBD | |
| Mercedes Benz | car | A Class | 1.7l CDI | Bosch | EDC15C5 | R/W | OBD | |
| Mercedes Benz | car | A Class | 1.7l CDI | Bosch | EDC15C6 | R/W | OBD | |
| Mercedes Benz | car | A Class | 1.8/2.2l CDI | Bosch | EDC16C2 | R/W | OBD BENCH | JTAG |
| Mercedes Benz | car | A Class | 1.8/2.0l CDI | Bosch | EDC16C31 | R/W | OBD BENCH | JTAG |
| Mercedes Benz | car | A Class | 1.8/2.0l CDI | Bosch | EDC16C32 | R/W | OBD BENCH | JTAG |
| Mercedes Benz | car | A Class | 2.2l CDI Blue | Delphi | CRD3 | R/W | OBD BENCH | BOOT |
| Mercedes Benz | car | A Class | 2.2l CDI Blue | Delphi | CRD3.xx | R/W | OBD BENCH | BOOT |
| Mercedes Benz | car | A Class | 2.2l CDI Blue | Delphi | CRD3.E1 | R/W | OBD BENCH | BOOT |
| Mercedes Benz | car | A Class | 2.2l CDI Blue | Delphi | CRD3.Px | R/W | OBD BENCH | BOOT |
| Mercedes Benz | car | A Class | 1.4/1.6l | Siemens | VDO MSM | R/W | OBD | |
| Mercedes Benz | car | A Class | 1.5/1.7l | Siemens | SIM266 | W | OBD | |

| | | | | | | | | | | |
|---------------|-----|-------------|-------------------------|---------------------|-------------|---------|-----------|-----|-------|-------------|
| Mercedes Benz | car | A Class | 1.5 | Bosch | MD1CS006 | TC298 | AURIX | R/W | BENCH | |
| Mercedes Benz | car | A Class | 2.0 | Bosch | MD1CP001 | SPC5777 | FREESCALE | R/W | BENCH | |
| Mercedes Benz | car | A Class | 2.0 | Bosch | MRD1 | SPC5777 | FREESCALE | R/W | BENCH | |
| Mercedes Benz | car | A Class | 2.0T | Bosch | MG1CP002 | SPC5777 | FREESCALE | R/W | BENCH | |
| Mercedes Benz | car | B Class | 1.8/2.0l CDI | Bosch | EDC16C31/32 | | | R/W | OBD | BENCH JTAG |
| Mercedes Benz | car | B Class | 2.2l CDI Blue | Delphi | CRD3 | | | R/W | OBD | BENCH BOOT |
| Mercedes Benz | car | B Class | 2.2l CDI Blue | Delphi | CRD3.xx | | | R/W | OBD | BENCH BOOT |
| Mercedes Benz | car | B Class | 1.5/1.7l | Siemens | SIM266 | | | W | OBD | |
| Mercedes Benz | car | B Class | 1.5 | Bosch | MD1CS006 | TC298 | AURIX | R/W | BENCH | |
| Mercedes Benz | car | B Class | 2.0 | Bosch | MD1CP001 | SPC5777 | FREESCALE | R/W | BENCH | |
| Mercedes Benz | car | B Class | 2.0 | Bosch | MRD1 | SPC5777 | FREESCALE | R/W | BENCH | |
| Mercedes Benz | car | C Class | 1.8/2.0/2.3/2.4l W201/2 | Bosch | ME2.1 | | | R/W | OBD | |
| Mercedes Benz | car | C Class | 2.0/2.2/2.7/3.2l W203 | Bosch | ME2.1 | | | R/W | OBD | |
| Mercedes Benz | car | C Class | 1.8/2.4l W201 | Siemens | SIM 4LE | | | R/W | OBD | |
| Mercedes Benz | car | C Class | 2.0/2.2/2.7/3.2l W203 | Siemens | SIM 4LE | | | R/W | OBD | |
| Mercedes Benz | car | C Class | 1.8/2.4l W201 | Siemens | SIM 4LKE | | | R/W | OBD | |
| Mercedes Benz | car | C Class | 2.0/2.2/2.7/3.2l W203 | Siemens | SIM 4LKE | | | R/W | OBD | |
| Mercedes Benz | car | C Class | 1.8/2.4l W201 | Bosch | ME7.2.7/8 | | | R/W | OBD | BOOT |
| Mercedes Benz | car | C Class | 2.0/2.2/2.7/3.2l W203 | Bosch | ME7.2.7/8 | | | R/W | OBD | BOOT |
| Mercedes Benz | car | C Class | 2.5/3.0/3.5l V6 W203 | Bosch | ME9.7 | | | W | OBD | |
| Mercedes Benz | car | C Class | 2.0/2.2/3.0l CDI | Bosch | EDC15C0 | | | R/W | OBD | |
| Mercedes Benz | car | C Class | 2.0/2.2/3.0l CDI | Bosch | EDC15C5 | | | R/W | OBD | |
| Mercedes Benz | car | C Class | 2.2/2.7l W201 | Bosch | EDC15C6 | | | R/W | OBD | |
| Mercedes Benz | car | C Class | 2.0/2.2/2.7/3.2l W203 | Bosch | EDC15C6 | | | R/W | OBD | |
| Mercedes Benz | car | C Class | 2.0/2.2/2.7/3.2l CDI | Bosch | EDC16C2 | | | R/W | OBD | BENCH JTAG |
| Mercedes Benz | car | C Class | 1.8/2.2l CDI Blue | Delphi | CRD2 | | | R/W | OBD | BOOT - JTAG |
| Mercedes Benz | car | C Class | 2.2l CDI Blue | Delphi | CRD3 | | | R/W | OBD | BENCH BOOT |
| Mercedes Benz | car | C Class | 2.2l CDI Blue | Delphi | CRD3.xx | | | R/W | OBD | BENCH BOOT |
| Mercedes Benz | car | C Class | 3.2l CDI | Bosch | EDC16CP31 | | | R/W | OBD | BENCH JTAG |
| Mercedes Benz | car | C Class | 3.2l CDI | Bosch | EDC16CP36 | | | R/W | OBD | BENCH JTAG |
| Mercedes Benz | car | C Class | 3.2l CDI | Bosch | EDC15C0 | | | R/W | OBD | |
| Mercedes Benz | car | C Class | 3.2l CDI | Bosch | EDC15C5 | | | R/W | OBD | |
| Mercedes Benz | car | C Class | 3.0T | Bosch | MG1CP002 | SPC5777 | FREESCALE | R/W | BENCH | |
| Mercedes Benz | car | B Class | 1.6 / 2.0 | Bosch | MD1CP001 | SPC5777 | FREESCALE | R/W | BENCH | |
| Mercedes Benz | car | B Class | 1.6 / 2.0 | Bosch | MRD1 | SPC5777 | FREESCALE | R/W | BENCH | |
| Mercedes Benz | car | C Class AMG | 3.2/4.3/5.5l CDI | Bosch | ME7.2.8 | | | R/W | OBD | BOOT |
| Mercedes Benz | car | C Class AMG | 3.2/4.3/5.5l CDI | Bosch | ME7.2.7 | | | R/W | OBD | BOOT |
| Mercedes Benz | car | Citan | 1.5 CDI | Siemens Continental | SID307 | | | R/W | OBD | BOOT |
| Mercedes Benz | car | Citan | 1.5l CDI | Bosch | EDC17CP42 | | | R/W | OBD | BENCH BOOT |
| Mercedes Benz | car | CL | 5.5/6.2l V8 | Bosch | ME9.7 | TC298 | AURIX | R/W | OBD | BENCH |
| Mercedes Benz | car | CL | 5.5/6.2l V8 | Bosch | ME9.7 | | | W | OBD | |
| Mercedes Benz | car | CLA | 2.2l CDI | Delphi | CRD2 | | | R/W | OBD | BOOT - JTAG |
| Mercedes Benz | car | CLA | 2.2l CDI | Delphi | CRD3 | | | R/W | OBD | BENCH BOOT |
| Mercedes Benz | car | CLA | 2.2l CDI | Delphi | CRD3.x | | | R/W | OBD | BENCH BOOT |
| Mercedes Benz | car | CLA | 1.8/2.2l CDI | Delphi | CRD3.E1 | | | W | OBD | BENCH BOOT |
| Mercedes Benz | car | CLA | 1.8/2.2l CDI | Delphi | CRD3.Px | | | W | OBD | BENCH BOOT |
| Mercedes Benz | car | CLA | 1.5 E6 | Bosch | MD1CS006 | TC298 | AURIX | R/W | OBD | BENCH |
| Mercedes Benz | car | CLA | 2.0 | Bosch | MD1CP001 | SPC5777 | FREESCALE | R/W | BENCH | |
| Mercedes Benz | car | CLA | 2.0 | Bosch | MRD1 | SPC5777 | FREESCALE | R/W | BENCH | |
| Mercedes Benz | car | CLA | 2.0T | Bosch | MG1CP002 | SPC5777 | FREESCALE | R/W | BENCH | |
| Mercedes Benz | car | CLC | 2.2l CDI | Delphi | CRD2 | | | R/W | OBD | BOOT - JTAG |
| Mercedes Benz | car | CLC | 2.5/3.5l V6 | Bosch | ME9.7 | | | W | OBD | |
| Mercedes Benz | car | CLK | 2.0/2.3/2.4/3.2/5.0l | Bosch | ME2.1 | | | R/W | OBD | |
| Mercedes Benz | car | CLK | 2.0/2.2/2.4/3.2/5.0l | Siemens | SIM 4LE | | | R/W | OBD | |
| Mercedes Benz | car | CLK | 2.0/2.2/2.4/3.2/5.0l | Siemens | SIM 4LKE | | | R/W | OBD | |
| Mercedes Benz | car | CLK | 2.4/3.2/5.0l | Bosch | ME7.2.7/8 | | | R/W | OBD | BOOT |
| Mercedes Benz | car | CLK | 3.0/3.5/5.5l V6 e V8 | Bosch | ME 9.7 | | | W | OBD | |
| Mercedes Benz | car | CLK | 2.7l CDI | Bosch | EDC15C6 | | | R/W | OBD | |
| Mercedes Benz | car | CLK | 2.2l CDI | Bosch | EDC16C2 | | | R/W | OBD | BENCH JTAG |
| Mercedes Benz | car | CLK | 3.0l CDI | Bosch | EDC16CP31 | | | R/W | OBD | BENCH JTAG |
| Mercedes Benz | car | CLK | 3.0l CDI | Bosch | EDC16CP36 | | | R/W | OBD | BENCH JTAG |
| Mercedes Benz | car | CLK AMG | 5.5l W208/9 | Bosch | ME7.2.7/8 | | | R/W | OBD | |

WEBSITE:www.dfb-technology.com

Email:info@dfb-technology.com

Notice: Please send email to us for quotation if you want learn this tool

| | | | | | | | | | | | |
|---------------|-----|--------------|---------------------------|---------|--------------|---------|-----------|-----|-----|-------|-------------|
| Mercedes Benz | car | CLS | 3.0l CDI | Bosch | EDC16CP31 | | | R/W | OBD | BENCH | JTAG |
| Mercedes Benz | car | CLS | 3.0l CDI | Bosch | EDC16CP36 | | | R/W | OBD | BENCH | JTAG |
| Mercedes Benz | car | CLS | 2.2l CDI | Delphi | CRD2 | | | R/W | OBD | | BOOT - JTAG |
| Mercedes Benz | car | CLS | 2.2l CDI | Delphi | CRD3 | | | R/W | OBD | BENCH | BOOT |
| Mercedes Benz | car | CLS | 2.2l CDI | Delphi | CRD3.xx | | | R/W | OBD | BENCH | BOOT |
| Mercedes Benz | car | CLS | 3.0/3.5/5.5l V6 e V8 | Bosch | ME 9.7 | | | W | OBD | | |
| Mercedes Benz | car | CLS | 2.0 | Bosch | MD1CP001 | SPC5777 | FREESCALE | R/W | | | BENCH |
| Mercedes Benz | car | CLS | 2.0 | Bosch | MRD1 | SPC5777 | FREESCALE | R/W | | | BENCH |
| Mercedes Benz | car | CLS | 3.0T | Bosch | MG1CP002 | SPC5777 | FREESCALE | R/W | | | BENCH |
| Mercedes Benz | car | E Klasse | 2.4/3.2/4.3/5.0l W210 | Bosch | ME2.1 | | | R/W | | | OBD |
| Mercedes Benz | car | E Klasse | 2.0/2.2/3.2/4.3/5.0l W210 | Siemens | SIM 4LE | | | R/W | | | OBD |
| Mercedes Benz | car | E Klasse | 2.2/2.2/3.2/4.3/5.0l W210 | Siemens | SIM 4LKE | | | R/W | | | OBD |
| Mercedes Benz | car | E Klasse | 2.4/3.2/4.3/5.0l W210 | Bosch | ME7.2.7/8 | | | R/W | | | OBD BOOT |
| Mercedes Benz | car | E Klasse | 3.0/3.5/5.5l V6 e V8 | Bosch | ME 9.7 | | | W | OBD | | |
| Mercedes Benz | car | E Klasse | 2.0/2.2/3.2l CDI | Bosch | EDC15C0 | | | R/W | | | OBD |
| Mercedes Benz | car | E Klasse | 2.0/2.2/3.2l CDI | Bosch | EDC15C5 | | | R/W | | | OBD |
| Mercedes Benz | car | E Klasse | 2.0/2.2/2.7/3.2l CDI | Bosch | EDC15C6 | | | R/W | | | OBD |
| Mercedes Benz | car | E Klasse | 2.0/2.2/2.7/3.2l CDI | Bosch | EDC16C2 | | | R/W | OBD | BENCH | JTAG |
| Mercedes Benz | car | E Klasse | 2.8/3.0/3.2l CDI | Bosch | EDC16CP31/36 | | | R/W | OBD | BENCH | JTAG |
| Mercedes Benz | car | E Klasse | 2.2l CDI Blue | Delphi | CRD2 | | | R/W | OBD | | BOOT - JTAG |
| Mercedes Benz | car | E Klasse | 2.2l CDI Blue | Delphi | CRD3 | | | R/W | OBD | BENCH | BOOT |
| Mercedes Benz | car | E Klasse | 2.2l CDI Blue | Delphi | CRD3.xx | | | R/W | OBD | BENCH | BOOT |
| Mercedes Benz | car | E Klasse AMG | 5.5l W210/W211 | Bosch | ME7.2.7/8 | | | R/W | OBD | | BOOT |
| Mercedes Benz | car | E Klasse | 2.0 / 2.9 | Bosch | MD1CP001 | SPC5777 | FREESCALE | R/W | | | BENCH |
| Mercedes Benz | car | E Klasse | 2.0 / 2.9 | Bosch | MRD1 | SPC5777 | FREESCALE | R/W | | | BENCH |
| Mercedes Benz | car | G Klasse | 2.7/4.0l | Bosch | ME2.1 | | | R/W | | | OBD |
| Mercedes Benz | car | G Klasse | 2.7/4.0l CDI | Bosch | EDC15C6 | | | R/W | | | OBD |
| Mercedes Benz | car | G Klasse | 2.7/4.0l CDI | Bosch | EDC16C2 | | | R/W | OBD | BENCH | JTAG |
| Mercedes Benz | car | G Klasse | 2.8l CDI | Bosch | EDC16CP31/36 | | | R/W | OBD | BENCH | JTAG |
| Mercedes Benz | car | G Klasse | 2.7/4.0l | Siemens | SIM 4LE | | | R/W | | | OBD |
| Mercedes Benz | car | G Klasse | 2.7/4.0l | Siemens | SIM 4LKE | | | R/W | | | OBD |
| Mercedes Benz | car | G Klasse | 2.7/4.0l | Bosch | ME7.2.7/8 | | | R/W | OBD | | BOOT |
| Mercedes Benz | car | G Klasse AMG | 5.5l W463 | Bosch | ME7.2.7/8 | | | R/W | OBD | | BOOT |
| Mercedes Benz | car | G Klasse | 5.5l V8 | Bosch | ME 9.7 | | | W | OBD | | |
| Mercedes Benz | car | GLA Class | 3.0/4.0l CDI V6 e V8 | Bosch | EDC16CP31/36 | | | R/W | OBD | BENCH | JTAG |
| Mercedes Benz | car | GLA Class | 4.6/5.5l V8 | Bosch | ME 9.7 | | | W | OBD | | |
| Mercedes Benz | car | GLA | 2.2l CDI | Delphi | CRD3.E1 | | | W | OBD | BENCH | BOOT |
| Mercedes Benz | car | GLB | 1.5 | Bosch | MD1CS006 | TC298 | AURIX | R/W | | | BENCH |
| Mercedes Benz | car | GLB | 2.0 / 2.9 | Bosch | MD1CP001 | SPC5777 | FREESCALE | R/W | | | BENCH |
| Mercedes Benz | car | GLC | 2.0 / 2.9 | Bosch | MD1CP001 | SPC5777 | FREESCALE | R/W | | | BENCH |
| Mercedes Benz | car | GLE | 2.0 / 2.9 | Bosch | MD1CP001 | SPC5777 | FREESCALE | R/W | | | BENCH |
| Mercedes Benz | car | GLB | 2.0 / 2.9 | Bosch | MRD1 | SPC5777 | FREESCALE | R/W | | | BENCH |
| Mercedes Benz | car | GLC | 2.0 / 2.9 | Bosch | MRD1 | SPC5777 | FREESCALE | R/W | | | BENCH |
| Mercedes Benz | car | GLE | 2.0 / 2.9 | Bosch | MRD1 | SPC5777 | FREESCALE | R/W | | | BENCH |
| Mercedes Benz | car | GLK | 2.0/2.2l CDI | Delphi | CRD2 | | | R/W | OBD | | BOOT - JTAG |
| Mercedes Benz | car | GLK | 2.2l CDI Blue | Delphi | CRD3 | | | R/W | OBD | BENCH | BOOT |
| Mercedes Benz | car | GLK | 2.2l CDI Blue | Delphi | CRD3.xx | | | R/W | OBD | BENCH | BOOT |
| Mercedes Benz | car | GLK | 3.0/3.5l V6 | Bosch | ME 9.7 | | | W | OBD | | |
| Mercedes Benz | car | GLS | 2.9 | Bosch | MD1CP001 | SPC5777 | FREESCALE | R/W | | | BENCH |
| Mercedes Benz | car | GLS | 2.9 | Bosch | MRD1 | SPC5777 | FREESCALE | R/W | | | BENCH |
| Mercedes Benz | car | GLS | 3.0/4.0 T | Bosch | MG1CP002 | SPC5777 | FREESCALE | R/W | | | BENCH |
| Mercedes Benz | car | M Klasse | 3.2l CDI | Bosch | EDC15C0 | | | R/W | | | OBD |
| Mercedes Benz | car | M Klasse | 3.2l CDI | Bosch | EDC15C5 | | | R/W | | | OBD |
| Mercedes Benz | car | M Klasse | 2.7l CDI | Bosch | EDC15C6 | | | R/W | | | OBD |
| Mercedes Benz | car | M Klasse | 2.7l CDI | Bosch | EDC16C2 | | | R/W | OBD | BENCH | JTAG |
| Mercedes Benz | car | M Klasse | 2.7l | Bosch | ME7.2.7/8 | | | R/W | OBD | | BOOT |
| Mercedes Benz | car | M Klasse | 2.7l | Bosch | ME2.1 | | | R/W | | | OBD |
| Mercedes Benz | car | M Klasse | 2.7l | Siemens | SIM 4LE | | | R/W | | | OBD |
| Mercedes Benz | car | M Klasse | 2.7l | Siemens | SIM 4LKE | | | R/W | | | OBD |
| Mercedes Benz | car | ML Klasse | 2.7/4.0l CDI | Bosch | EDC15C6 | | | R/W | | | OBD |
| Mercedes Benz | car | ML Klasse | 2.7/4.0l CDI | Bosch | EDC16C2 | | | R/W | OBD | BENCH | JTAG |
| Mercedes Benz | car | ML Klasse | 2.8/3.2/4.2l CDI | Bosch | EDC16CP31 | | | R/W | OBD | BENCH | JTAG |

| | | | | | | | | | | |
|---------------|-----|---------------|--------------------|---------|-----------|---------|-----|-----|-------|-------------|
| Mercedes Benz | car | ML Klasse | 2.8/3.2/4.2i CDI | Bosch | EDC16CP36 | | R/W | OBD | BENCH | JTAG |
| Mercedes Benz | car | ML Klasse | 2.2i CDI Blue | Delphi | CRD3 | | R/W | OBD | BENCH | BOOT |
| Mercedes Benz | car | ML Klasse | 2.2i CDI Blue | Delphi | CRD3.xx | | R/W | OBD | BENCH | BOOT |
| Mercedes Benz | car | ML Klasse | 2.7/4.0i | Bosch | ME2.1 | | R/W | OBD | | |
| Mercedes Benz | car | ML Klasse | 2.7/4.0i | Siemens | SIM 4LE | | R/W | OBD | | |
| Mercedes Benz | car | ML Klasse | 2.7/4.0i | Siemens | SIM 4LKE | | R/W | OBD | | |
| Mercedes Benz | car | ML Klasse | 2.7/4.0i | Bosch | ME7.2.7/8 | | R/W | OBD | | BOOT |
| Mercedes Benz | car | ML Klasse AMG | 5.5i W163 | Bosch | ME7.2.7/8 | | R/W | OBD | | BOOT |
| Mercedes Benz | car | ML Klasse | 3.5/5.5i V6 e V8 | Bosch | ME 9.7 | | W | OBD | | |
| Mercedes Benz | car | ML Klasse AMG | 6.2i V8 | Bosch | ME 9.7 | | W | OBD | | |
| Mercedes Benz | car | R Klasse | 3.2i CDI | Bosch | EDC16CP31 | | R/W | OBD | BENCH | JTAG |
| Mercedes Benz | car | R Klasse | 3.2i CDI | Bosch | EDC16CP36 | | R/W | OBD | BENCH | JTAG |
| Mercedes Benz | car | R Klasse | 3.0/3.5/5.5i V6/V8 | Bosch | ME 9.7 | | W | OBD | | |
| Mercedes Benz | car | S Klasse | 3.2/4.3/5.0i | Bosch | ME2.1 | | R/W | OBD | | |
| Mercedes Benz | car | S Klasse | 3.2/4.0i CDI | Bosch | EDC15C6 | | R/W | OBD | | |
| Mercedes Benz | car | S Klasse | 3.2/4.0i CDI | Bosch | EDC16C2 | | R/W | OBD | BENCH | JTAG |
| Mercedes Benz | car | S Klasse | 3.2i CDI | Bosch | EDC16CP31 | | R/W | OBD | BENCH | JTAG |
| Mercedes Benz | car | S Klasse | 3.2i CDI | Bosch | EDC16CP36 | | R/W | OBD | BENCH | JTAG |
| Mercedes Benz | car | S Klasse | 2.2i CDI | Delphi | CRD2 | | R/W | OBD | | BOOT - JTAG |
| Mercedes Benz | car | S Klasse | 2.2i CDI Blue | Delphi | CRD3 | | R/W | OBD | BENCH | BOOT |
| Mercedes Benz | car | S Klasse | 2.2i CDI Blue | Delphi | CRD3.xx | | R/W | OBD | BENCH | BOOT |
| Mercedes Benz | car | S Klasse AMG | 5.5i CDI | Bosch | ME7.2.7 | | R/W | OBD | | BOOT |
| Mercedes Benz | car | S Klasse AMG | 5.5i CDI | Bosch | ME7.2.8 | | R/W | OBD | | BOOT |
| Mercedes Benz | car | S Klasse | 3.0/3.5/5.5i V6/V8 | Bosch | ME 9.7 | | W | OBD | | |
| Mercedes Benz | car | S Klasse | 2.9 | Bosch | MD1CP001 | SPC5777 | R/W | | BENCH | |
| Mercedes Benz | car | S Klasse | 2.9 | Bosch | MRD1 | SPC5777 | R/W | | BENCH | |
| Mercedes Benz | car | SL | 3.0/3.5/5.5i V6/V8 | Bosch | ME 9.7 | | W | OBD | | |
| Mercedes Benz | car | SLC | 2.2i CDI | Delphi | CRD3 | | W | OBD | BENCH | BOOT |
| Mercedes Benz | car | SLC | 2.2i CDI | Delphi | CRD3.E1 | | W | OBD | BENCH | BOOT |
| Mercedes Benz | car | SLK | 2.2i CDI Blue | Delphi | CRD3.xx | | R/W | OBD | BENCH | BOOT |
| Mercedes Benz | car | SLK | 2.0/2.3/2.4/3.2 | Bosch | ME2.1 | | R/W | OBD | | |
| Mercedes Benz | car | SLK | 2.4/3.2/5.0i | Siemens | SIM 4LE | | R/W | OBD | | |
| Mercedes Benz | car | SLK | 2.4/3.2/5.0i | Siemens | SIM 4LKE | | R/W | OBD | | |
| Mercedes Benz | car | SLK | 2.4/3.2/5.0i | Bosch | ME7.2.7 | | R/W | OBD | | BOOT |
| Mercedes Benz | car | SLK | 2.4/3.2/5.0i | Bosch | ME7.2.8 | | R/W | OBD | | BOOT |
| Mercedes Benz | car | SLK AMG | 5.5i R171 | Bosch | ME7.2.7 | | R/W | OBD | | BOOT |
| Mercedes Benz | car | SLK AMG | 5.5i R171 | Bosch | ME7.2.8 | | R/W | OBD | | BOOT |
| Mercedes Benz | car | SLK | 3.0/3.5i V6 | Bosch | ME 9.7 | | W | OBD | | |
| Mercedes Benz | car | Sprinter | 2.2i CDI | Bosch | EDC15C0 | | R/W | OBD | | |
| Mercedes Benz | car | Sprinter | 2.2i CDI | Bosch | EDC15C5 | | R/W | OBD | | |
| Mercedes Benz | car | Sprinter | 2.2/2.7i CDI | Bosch | EDC15C6 | | R/W | OBD | | |
| Mercedes Benz | car | Sprinter | 2.2/3.0i CDI | Bosch | EDC16CP31 | | R/W | OBD | BENCH | JTAG |
| Mercedes Benz | car | Sprinter | 2.2/3.0i CDI | Bosch | EDC16CP36 | | R/W | OBD | BENCH | JTAG |
| Mercedes Benz | car | Sprinter | 2.2i CDI | Delphi | CRD2 | | R/W | OBD | | BOOT - JTAG |
| Mercedes Benz | car | Sprinter | 2.2i CDI | Delphi | CRD3 | | R/W | OBD | BENCH | BOOT |
| Mercedes Benz | car | Sprinter | 2.2i CDI | Delphi | CRD3.xx | | R/W | OBD | BENCH | BOOT |
| Mercedes Benz | car | Sprinter | 1.8/2.3i | Siemens | SIM 4LKE | | R/W | OBD | | |
| Mercedes Benz | car | Sprinter | 3.5i V6 | Bosch | ME 9.7 | | W | OBD | | |
| Mercedes Benz | car | V-Klasse | 2.0/2.2i CDI | Bosch | EDC15C0 | | R/W | OBD | | |
| Mercedes Benz | car | V-Klasse | 2.0/2.2i CDI | Bosch | EDC15C5 | | R/W | OBD | | |
| Mercedes Benz | car | V-Klasse | 2.0/2.2i CDI | Bosch | EDC15C6 | | R/W | OBD | | |
| Mercedes Benz | car | V-Klasse | 2.0/2.2i CDI | Bosch | EDC16C2 | | R/W | OBD | BENCH | JTAG |
| Mercedes Benz | car | V Klasse | 2.0 | Bosch | MD1CP001 | SPC5777 | R/W | | BENCH | |
| Mercedes Benz | car | V Klasse | 2.0 | Bosch | MRD1 | SPC5777 | R/W | | BENCH | |
| Mercedes Benz | car | Vaneo | 1.7i CDI | Bosch | EDC15C0 | | R/W | OBD | | |
| Mercedes Benz | car | Vaneo | 1.7i CDI | Bosch | EDC15C5 | | R/W | OBD | | |
| Mercedes Benz | car | Viano | 2.2i CDI | Bosch | EDC16C2 | | R/W | OBD | BENCH | JTAG |
| Mercedes Benz | car | Viano | 3.0i V6 CDI | Bosch | EDC16CP31 | | R/W | OBD | BENCH | JTAG |
| Mercedes Benz | car | Viano | 3.0i V6 CDI | Bosch | EDC16CP36 | | R/W | OBD | BENCH | JTAG |
| Mercedes Benz | car | Viano | 2.2i CDI Blue | Delphi | CRD2 | | R/W | OBD | | BOOT - JTAG |
| Mercedes Benz | car | Viano | 2.2i CDI Blue | Delphi | CRD3 | | R/W | OBD | BENCH | BOOT |
| Mercedes Benz | car | Viano | 2.2i CDI Blue | Delphi | CRD3.xx | | R/W | OBD | BENCH | BOOT |

| | | | | | | | | | | |
|---------------|-------|----------|------------------|---------------------|---------------------|---------|-----------|-----|-------|-------------|
| Mercedes Benz | car | Viano | 3.5l V6 | Bosch | ME 9.7 | | W | OBD | | |
| Mercedes Benz | car | Vito | 2.2l CDI | Bosch | EDC15C0 | | R/W | OBD | | |
| Mercedes Benz | car | Vito | 2.2l CDI | Bosch | EDC15C5 | | R/W | OBD | | |
| Mercedes Benz | car | Vito | 2.2l CDI | Bosch | EDC15C6 | | R/W | OBD | | |
| Mercedes Benz | car | Vito | 2.2l CDI | Bosch | EDC16C2 | | R/W | OBD | BENCH | JTAG |
| Mercedes Benz | car | Vito | 1.9/2.2/3.0l CDI | Bosch | EDC16CP31 | | R/W | OBD | BENCH | JTAG |
| Mercedes Benz | car | Vito | 1.9/2.2/3.0l CDI | Bosch | EDC16CP36 | | R/W | OBD | BENCH | JTAG |
| Mercedes Benz | car | Vito | 2.2l CDI Blue | Delphi | CRD2 | | R/W | OBD | | BOOT - JTAG |
| Mercedes Benz | car | Vito | 2.2l CDI Blue | Delphi | CRD3 | | R/W | OBD | BENCH | BOOT |
| Mercedes Benz | car | Vito | 2.2l CDI Blue | Delphi | CRD3.xx | | R/W | OBD | BENCH | BOOT |
| Mercedes Benz | car | Vito | 2.2l 116 CDI | Siemens Continental | SID307 | | R/W | OBD | | BOOT |
| Mercedes Benz | car | Vito | 3.5l V6 | Bosch | ME 9.7 | | W | OBD | | |
| Mercedes Benz | car | Vito | 1.7 CDI | Bosch | MD1CS006 | TC298 | AURIX | R/W | | BENCH |
| Mercedes Benz | car | Vito | 2.0 | Bosch | MRD1 | SPC5777 | FREESCALE | R/W | | BENCH |
| Mercedes Benz | car | Vito | 2.0 | Bosch | MD1CP001 | SPC5777 | FREESCALE | R/W | | BENCH |
| Mercedes Benz | truck | Accelo | E4/E5 | Temic | Temic | | R/W | OBD | | BOOT |
| Mercedes Benz | truck | Accelo | E3/E4/E5 | Temic | Temic / Continental | | R/W | OBD | BENCH | BOOT |
| Mercedes Benz | truck | Actros | E1/E2/E3 | Temic | Temic | | R/W | OBD | | BOOT |
| Mercedes Benz | truck | Actros | E4/E5 | Temic | Temic | | R/W | OBD | | BOOT |
| Mercedes Benz | truck | Actros | E3/E4/E5 | Temic | Temic / Continental | | R/W | OBD | BENCH | BOOT |
| Mercedes Benz | truck | Atego | E1/E2/E3 | Temic | Temic | | R/W | OBD | | BOOT |
| Mercedes Benz | truck | Atego | E4/E5 | Temic | Temic | | R/W | OBD | | BOOT |
| Mercedes Benz | truck | Atego | E3/E4/E5 | Temic | Temic / Continental | | R/W | OBD | BENCH | BOOT |
| Mercedes Benz | truck | Axor | E1/E2/E3 | Temic | Temic | | R/W | OBD | | BOOT |
| Mercedes Benz | truck | Axor | E4/E5 | Temic | Temic | | R/W | OBD | | BOOT |
| Mercedes Benz | truck | Axor | E3/E4/E5 | Temic | Temic / Continental | | R/W | OBD | BENCH | BOOT |
| Mercedes Benz | truck | Citaro | E1/E2/E3 | Temic | Temic | | R/W | OBD | | BOOT |
| Mercedes Benz | truck | Citaro | E4 | Temic | Temic | | R/W | OBD | | BOOT |
| Mercedes Benz | truck | Citaro | E3/E4 | Temic | Temic / Continental | | R/W | OBD | BENCH | BOOT |
| Mercedes Benz | truck | Cito | E1/E2/E3 | Temic | Temic | | R/W | OBD | | BOOT |
| Mercedes Benz | truck | Cito | E4 | Temic | Temic | | R/W | OBD | | BOOT |
| Mercedes Benz | truck | Cito | E3/E4 | Temic | Temic / Continental | | R/W | OBD | BENCH | BOOT |
| Mercedes Benz | truck | Conecto | E1/E2/E3 | Temic | Temic | | R/W | OBD | | BOOT |
| Mercedes Benz | truck | Conecto | E4 | Temic | Temic | | R/W | OBD | | BOOT |
| Mercedes Benz | truck | Conecto | E3/E4 | Temic | Temic / Continental | | R/W | OBD | BENCH | BOOT |
| Mercedes Benz | truck | Econic | E1/E2/E3 | Temic | Temic | | R/W | OBD | | BOOT |
| Mercedes Benz | truck | Econic | E4/E5 | Temic | Temic | | R/W | OBD | | BOOT |
| Mercedes Benz | truck | Econic | E3/E4/E5 | Temic | Temic / Continental | | R/W | OBD | BENCH | BOOT |
| Mercedes Benz | truck | Integro | E4/E5 | Temic | Temic | | R/W | OBD | | BOOT |
| Mercedes Benz | truck | Integro | E4/E5 | Temic | Temic / Continental | | R/W | OBD | BENCH | BOOT |
| Mercedes Benz | truck | Intouro | E4/E5 | Temic | Temic | | R/W | OBD | | BOOT |
| Mercedes Benz | truck | Intouro | E4/E5 | Temic | Temic / Continental | | R/W | OBD | BENCH | BOOT |
| Mercedes Benz | truck | Tourino | E1/E2/E3 | Temic | Temic | | R/W | OBD | | BOOT |
| Mercedes Benz | truck | Tourino | E4/E5 | Temic | Temic | | R/W | OBD | | BOOT |
| Mercedes Benz | truck | Tourino | E3/E4/E5 | Temic | Temic / Continental | | R/W | OBD | BENCH | BOOT |
| Mercedes Benz | truck | Tourismo | E1/E2/E3 | Temic | Temic | | R/W | OBD | | BOOT |
| Mercedes Benz | truck | Tourismo | E4/E5 | Temic | Temic | | R/W | OBD | | BOOT |
| Mercedes Benz | truck | Tourismo | E3/E4/E5 | Temic | Temic / Continental | | R/W | OBD | BENCH | BOOT |
| Mercedes Benz | truck | Touro | E1/E2/E3 | Temic | Temic | | R/W | OBD | | BOOT |
| Mercedes Benz | truck | Touro | E4/E5 | Temic | Temic | | R/W | OBD | | BOOT |
| Mercedes Benz | truck | Touro | E3/E4/E5 | Temic | Temic / Continental | | R/W | OBD | BENCH | BOOT |
| Mercedes Benz | truck | Travego | E1/E2/E3 | Temic | Temic | | R/W | OBD | | BOOT |
| Mercedes Benz | truck | Travego | E4 | Temic | Temic | | R/W | OBD | | BOOT |
| Mercedes Benz | truck | Travego | E3/E4 | Temic | Temic / Continental | | R/W | OBD | BENCH | BOOT |
| Mercedes Benz | truck | Unimog | E1/E2/E3 | Temic | Temic | | R/W | OBD | | BOOT |
| Mercedes Benz | truck | Unimog | E4/E5 | Temic | Temic | | R/W | OBD | | BOOT |
| Mercedes Benz | truck | Unimog | E3/E4/E5 | Temic | Temic / Continental | | R/W | OBD | BENCH | BOOT |
| Mercedes Benz | truck | Vario | E1/E2/E3 | Temic | Temic | | R/W | OBD | | BOOT |
| Mercedes Benz | truck | Vario | E4 | Temic | Temic | | R/W | OBD | | BOOT |
| Mercedes Benz | truck | Vario | E3/E4 | Temic | Temic / Continental | | R/W | OBD | BENCH | BOOT |
| Mercedes Benz | truck | Zetros | E4/E5 | Temic | Temic | | R/W | OBD | | BOOT |
| Mercedes Benz | truck | Zetros | E4/E5 | Temic | Temic / Continental | | R/W | OBD | BENCH | BOOT |

| | | | | | | | | | |
|---------------|-------|-------------|-------------|----------------------|------------------------|-----|--------|-------|------------|
| Mercedes Benz | car | Bosch | EDC15C6 | C167 29F800BT | EEPROM | R/W | K-line | BENCH | |
| Mercedes Benz | truck | Continental | ACM | TC1796 | EEPROM ST95640 | R/W | K-line | BENCH | |
| Mercedes Benz | truck | Continental | ACM2.1 | TC1796 | EEPROM ST95640 | R/W | CAN | BENCH | |
| Mercedes Benz | truck | Continental | MCM2 | TC1796 | EEPROM ST95128 | R/W | K-line | BENCH | |
| Mercedes Benz | truck | Continental | MCM2.1 D1 | TC1797 | EEPROM ST95256 | R/W | K-line | BENCH | |
| Mercedes Benz | truck | Continental | MCM2.1 D2 | TC1797 | EEPROM ST95256 | R/W | K-line | BENCH | |
| Mercedes Benz | truck | Continental | MCM2.1 D3 | TC1797 | EEPROM ST95256 | R/W | CAN | BENCH | |
| Mercedes Benz | truck | Continental | MCM2.1 D4 | TC1797 | EEPROM ST95256 | R/W | CAN | BENCH | |
| Mercedes Benz | car | Siemens | MSM | C167 29F200BB | EEPROM emulated | R/W | K-line | BENCH | |
| Mercedes Benz | car | Siemens | MSM2.0 | C167 29F200BB | EEPROM emulated | R/W | K-line | BENCH | |
| Mercedes Benz | car | Temic | E1/E2 | C167 29F200 | EEPROM M93C66 | R/W | K-line | BENCH | |
| Mercedes Benz | car | Temic | E3/E4/E5 | C167 29F200 MCUX2287 | EEPROM M93C86 / M95640 | R/W | K-line | BENCH | |
| Mercedes Benz | car | Bosch | EDC16+ | MPC561/2 | M58BW016DB | R/W | | BENCH | JTAG |
| Mercedes Benz | car | Bosch | EDC16+ | MPC563/4 | M58BW016DB | R/W | | BENCH | JTAG |
| Mercedes Benz | car | Bosch | EDC16 | MPC555/6 | Am29BL802C | R/W | | BENCH | JTAG |
| Mercedes Benz | car | Bosch | ME9.7 | MPC563/4 | M58BW016DB | R/W | JTAG | | JTAG |
| Mercedes Benz | car | Bosch | EDC17 | TC1796 | EEPROM | R/W | | BENCH | BOOT |
| Mercedes Benz | car | Bosch | EDC17CP01 | TC1796 | EEPROM | R/W | | BENCH | BOOT |
| Mercedes Benz | car | Bosch | EDC17CP10 | TC1796 | EEPROM | R/W | | BENCH | BOOT |
| Mercedes Benz | car | Bosch | EDC17CP46 | TC1797 | EEPROM | R/W | | BENCH | BOOT |
| Mercedes Benz | car | Bosch | EDC17CP01 | TC1797 | EEPROM | R/W | | BENCH | BOOT |
| Mercedes Benz | car | Bosch | EDC17CP57 | TC1793 | EEPROM | R/W | | BENCH | BOOT |
| Mercedes Benz | car | Bosch | EDC17CP60 | TC1793 | EEPROM | R/W | | BENCH | BOOT |
| Mercedes Benz | car | Bosch | EDC17C66 | TC1793 | EEPROM | R/W | | BENCH | BOOT |
| Mercedes Benz | car | Bosch | EDC17C43 | TC1797 | EEPROM | R/W | | BENCH | BOOT |
| Mercedes Benz | car | Bosch | EDC17.1.1 | TC1797 | EEPROM | R/W | | BENCH | BOOT |
| Mercedes Benz | car | Bosch | MED17.1.1 | TC1797 | EEPROM | R/W | | BENCH | BOOT |
| Mercedes Benz | car | Bosch | MED17.7.1 | TC1797 | EEPROM | R/W | | BENCH | BOOT |
| Mercedes Benz | car | Bosch | MED17.7.2 | TC1797 | EEPROM | R/W | | BENCH | BOOT |
| Mercedes Benz | car | Bosch | MED17.7.3 | TC1797 | EEPROM | R/W | | BENCH | BOOT |
| Mercedes Benz | car | Bosch | MED17.7.3.1 | TC1797 | EEPROM | R/W | | BENCH | BOOT |
| Mercedes Benz | car | Bosch | MED17.7.5 | TC1793 | EEPROM | R/W | | BENCH | BOOT |
| Mercedes Benz | car | Bosch | MED17.7.7 | TC1793 | EEPROM | R/W | | BENCH | BOOT |
| Mercedes Benz | car | Bosch | MED17.7.8 | TC1797 | EEPROM | R/W | | BENCH | BOOT |
| Mercedes Benz | car | Bosch | DCU17PC01 | TC1766 | EEPROM | R/W | | BENCH | BOOT |
| Mercedes Benz | car | Bosch | DCU17PC42 | TC1724 | EEPROM | R/W | | BENCH | BOOT |
| Mercedes Benz | truck | Continental | ACM | TC1796 | EEPROM | R/W | | BENCH | |
| Mercedes Benz | truck | Continental | MCM2 | TC1796 | EEPROM | R/W | K-line | BENCH | |
| Mercedes Benz | truck | Continental | MCM2.1 | TC1797 | EEPROM | R/W | CAN | BENCH | |
| Mercedes Benz | car | Delphi | CRD3.10 | TC1797 | EEPROM | R/W | | OBD | BENCH BOOT |
| Mercedes Benz | car | Delphi | CRD3.1x | TC1797 | EEPROM | R/W | | OBD | BENCH BOOT |
| Mercedes Benz | car | Delphi | CRD3.1R | TC1797 | EEPROM | R/W | | OBD | BENCH BOOT |
| Mercedes Benz | car | Delphi | CRD3.20 | TC1797 | EEPROM | R/W | | OBD | BENCH BOOT |
| Mercedes Benz | car | Delphi | CRD3.2x | TC1797 | EEPROM | R/W | | OBD | BENCH BOOT |
| Mercedes Benz | car | Delphi | CRD3.30 | TC1797 | EEPROM | R/W | | OBD | BENCH BOOT |
| Mercedes Benz | car | Delphi | CRD3.3x | TC1797 | EEPROM | R/W | | OBD | BENCH BOOT |
| Mercedes Benz | car | Delphi | CRD3.40 | TC1797 | EEPROM | R/W | | OBD | BENCH BOOT |
| Mercedes Benz | car | Delphi | CRD3.4x | TC1797 | EEPROM | R/W | | OBD | BENCH BOOT |
| Mercedes Benz | car | Delphi | CRD3.50 | TC1797 | EEPROM | R/W | | OBD | BENCH BOOT |
| Mercedes Benz | car | Delphi | CRD3.5x | TC1797 | EEPROM | R/W | | OBD | BENCH BOOT |
| Mercedes Benz | car | Delphi | CRD3.60 | TC1797 | EEPROM | R/W | | OBD | BENCH BOOT |
| Mercedes Benz | car | Delphi | CRD3.6x | TC1797 | EEPROM | R/W | | OBD | BENCH BOOT |
| Mercedes Benz | car | Delphi | CRD3.7A | TC1797 | EEPROM | R/W | | OBD | BENCH BOOT |
| Mercedes Benz | car | Delphi | CRD3.7x | TC1797 | EEPROM | R/W | | OBD | BENCH BOOT |
| Mercedes Benz | car | Delphi | CRD3PLUS.A0 | TC1797 | EEPROM | R/W | | OBD | BENCH BOOT |
| Mercedes Benz | car | Delphi | CRD3.E | TC1793 | EEPROM | R/W | | OBD | BENCH BOOT |
| Mercedes Benz | car | Delphi | CRD3.E1 | TC1793 | EEPROM | R/W | | OBD | BENCH BOOT |
| Mercedes Benz | car | Delphi | CRD3.F1 | TC1793 | EEPROM | R/W | | OBD | BENCH BOOT |
| Mercedes Benz | car | Delphi | CRD3P.B0 | TC1793 | EEPROM | R/W | | OBD | BENCH BOOT |
| Mercedes Benz | car | Delphi | CRD3P.C0 | TC1793 | EEPROM | R/W | | OBD | BENCH BOOT |
| Mercedes Benz | car | Delphi | CRD3P.D1 | TC1793 | EEPROM | R/W | | OBD | BENCH BOOT |
| Mercedes Benz | car | Delphi | CRD3P.G0 | TC1793 | EEPROM | R/W | | OBD | BENCH BOOT |

| | | | | | | | | | | |
|---------------|---------|------------------|-----------------------|---------------------|------------------|-----------------|-------------------|------|-----------|-------------|
| Mercedes Benz | car | | | Siemens Continental | SID307 | TC1767 | EEPROM | R/W | OBD | BOOT |
| Mercedes Benz | car | | | Siemens Continental | SID309 | TC1767 | EEPROM | R/W | OBD | BOOT |
| Mercedes Benz | car | | | Siemens Continental | SID310 | TC1791 | EEPROM | R/W | | BOOT |
| Mercedes Benz | car | | | Siemens | SIM271 | TC1796 | EEPROM | R/W | | BOOT |
| Mercedes Benz | car | | | Siemens | EMS3155 | TC1782 | EEPROM | R/W | | BOOT |
| Mercedes Benz | car | | | Bosch | EDC15 | C167 | 29F800 | R/W | | BOOT |
| Mercedes Benz | car | | | Bosch | EDC15C6 | C167 | 29F800 | R/W | | BOOT |
| Mercedes Benz | car | | | Bosch | ME2.8 | C167 | 29F400 | R/W | | BOOT |
| Mercedes Benz | car | | | Bosch | ME2.8.1 | C167 | 29F400 | R/W | | BOOT |
| Mercedes Benz | car | | | Bosch | M7.2.8 | C167 | 29F400 | R/W | | BOOT |
| Mercedes Benz | car | | | Siemens | SIM4 LE | C167 | 29F200 / 29F400 | R/W | | BOOT |
| Mercedes Benz | car | | | Siemens | SIM4 SE | C167 | 29F200 / 29F400 | R/W | | BOOT |
| Mercedes Benz | car | | | Siemens | SIM4L KE | C167 | 29F800 | R/W | | BOOT |
| Mercedes Benz | car | | | Temic | CRV1.0 | C167 | 29F400 | R/W | | BOOT |
| Mercedes Benz | car | | | Temic | CRV2.0 | C167 | 29F400 | R/W | | BOOT |
| Mercedes Benz | car | | | Temic | PSOP | C167 | 29F200 | R/W | | BOOT |
| Mercedes Benz | car | | | Temic | TSOP | C167 | 29F200 | R/W | | BOOT |
| Mercedes Benz | car | | | Temic | PSOP | C167 | 29F400 | R/W | | BOOT |
| Mercedes Benz | car | | | Delphi | DCM3.2 | MPC5xx | | R/W | JTAG | JTAG |
| Mercedes Benz | car | | | Siemens | SIM266 | MPC5xx | | R/W | JTAG | JTAG |
| Mercedes Benz | car | | | Bosch | EDC16+ | MPC563/4 | Am29BDD160G | R/W | | BENCH JTAG |
| Mercedes Benz | car | | | Delphi | DCM3.x | MPC5xx | | R/W | JTAG | JTAG |
| Mercedes Benz | car | | | Delphi | CRD11 | MPC5xx | | R/W | JTAG | JTAG |
| Mercedes Benz | car | | | Bosch | EDC16C2 | MPC555/556 | EEPROM | R/W | | BENCH JTAG |
| Mercedes Benz | car | | | Bosch | EDC16C31 | MPC561/562 | EEPROM | R/W | | BENCH JTAG |
| Mercedes Benz | car | | | Bosch | EDC16C32 | MPC561/562 | EEPROM | R/W | | BENCH JTAG |
| Mercedes Benz | car | | | Bosch | EDC16CP31 | MPC563/564 | EEPROM | R/W | | BENCH JTAG |
| Mercedes Benz | car | | | Bosch | EDC16CP36 | MPC563/564 | EEPROM | R/W | | BENCH JTAG |
| Mercedes-Benz | car | | | Delphi | CRD2.61 PIEZOTEC | MPC5566 | EEPROM | R/W | OBD | BOOT - JTAG |
| Mercedes-Benz | car | | | Delphi | CRD2.10 SOLENOID | MPC5566 | EEPROM | R/W | OBD | BOOT - JTAG |
| Merlo | tractor | TF50 | 170 | Bosch | EDC17CV41 | | | R/W | OBD BENCH | BOOT |
| Merlo | tractor | | | Bosch | EDC17CV41 | TC1797 | EEPROM | R/W | | BENCH BOOT |
| Merlo | tractor | | | Bosch | EDC17CV52 | TC1797 | EEPROM | R/W | | BENCH BOOT |
| MG | car | | | Bosch | ME17.8.8 | TC1767 | EEPROM | R/W | | BOOT |
| Mini | car | ALL | ALL | Bosch | MED17 | | | R/W | | BOOT |
| Mini | car | Cooper | 1.6l | Siemens | DMEEMS2 | | | R/W | OBD | |
| Mini | car | Cooper | 1.6l | Sie.VDO | DMEEMS2 | | | R/W | OBD | |
| Mini | car | Cooper | 1.6l | Bosch | MED17.2 | | | R/W | OBD | |
| Mini | car | Cooper | 1.6l | Bosch | MEV17.2 | | | R/W | OBD | |
| Mini | car | Cooper (F55) | 1.5/2.0 116/170cv | Bosch | EDC17C50 | | | VR/W | OBD BENCH | BOOT |
| Mini | car | Cooper (F56) | 1.5/2.0 116/170cv | Bosch | EDC17C50 | | | VR/W | OBD BENCH | BOOT |
| Mini | car | Cooper (F57) | 1.5/2.0 116/170cv | Bosch | EDC17C50 | | | VR/W | OBD BENCH | BOOT |
| Mini | car | Cooper (F55) | 1.5/2.0 136/192cv | Bosch | MEVD17.2.3 | | | VR/W | OBD BENCH | |
| Mini | car | Cooper (F56) | 1.5/2.0 136/192cv | Bosch | MEVD17.2.3 | | | VR/W | OBD BENCH | |
| Mini | car | Cooper (F57) | 1.5/2.0 136/192cv | Bosch | MEVD17.2.3 | | | VR/W | OBD BENCH | |
| Mini | car | Cooper (F56) | 1.5T EU6d | Bosch | MG1CS201 | TC298 | AURIX | R/W | | BENCH |
| Mini | car | Cooper S (F56) | 1.5T EU6d, 2.0T EU6d | Bosch | MG1CS201 | TC298 | AURIX | R/W | | BENCH |
| Mini | car | Cooper S (F56) | 2.0T | Bosch | MG1CS024 | TC298 | AURIX | R/W | | BENCH |
| Mini | car | Cooper D | 1.4/1.6l | Bosch | EDC16C35 | | | R/W | OBD BENCH | JTAG |
| Mini | car | Cooper D | 1.4/1.6l | Bosch | EDC16CP35 | | | R/W | OBD BENCH | JTAG |
| Mini | car | Countryman (F60) | 1.5/2.0 116/150cv | bosch | EDC17C50 | | | VR/W | OBD BENCH | BOOT |
| Mini | car | Countryman (F60) | 1.5/2.0 136/192/230cv | bosch | MEVD17.2.3 | | | VR/W | OBD BENCH | |
| Mini | car | Countryman (F60) | 1.5T EU6d | Bosch | MG1CS201 | TC298 | AURIX | R/W | | BENCH |
| Mini | car | Countryman (F60) | 18d | Bosch | MD1CS001 | TC298 / SPC5777 | AURIX / FREESCALE | R/W | | BENCH |
| Mini | car | Clubman (F54) | 2.0d 150/190cv | Bosch | EDC17C50 | | | VR/W | OBD BENCH | BOOT |
| Mini | car | Clubman (F54) | 1.5/2.0 136/192/230cv | Bosch | MEVD17.2.3 | | | VR/W | OBD BENCH | |
| Mini | car | Clubman | 2.0 T (F54) | Bosch | MG1CS024 | TC298 | AURIX | R/W | | BENCH |
| Mini | car | One | 1.6l | Siemens | DMEEMS2 | | | R/W | OBD | |
| Mini | car | One | 1.6l | Sie.VDO | DMEEMS2 | | | R/W | OBD | |
| Mini | car | One | 1.4l 16V | Bosch | MED17.2 | | | R/W | OBD | |
| Mini | car | One | 1.4l 16V | Bosch | MEV17.2 | | | R/W | OBD | |
| Mini | car | One (F54) | 1.5 95/116cv | Bosch | EDC17C50 | | | VR/W | OBD BENCH | BOOT |

WEBSITE:www.dfb-technology.com

Email:info@dfb-technology.com

Notice: Please send email to us for quotation if you want learn this tool

| | | | | | | | | | | | |
|------------|-----|---------------|---------------|---------------------|---------------------|-----------------------|-----------------|------|--------|-------|------------------------|
| Mini | car | One (F55) | 1.5 95/116cv | Bosch | EDC17C50 | | | VR/W | OBD | BENCH | BOOT |
| Mini | car | One (F56) | 1.5 95/116cv | Bosch | EDC17C50 | | | VR/W | OBD | BENCH | BOOT |
| Mini | car | One (F54) | 1.2 75/102cv | Bosch | MEVD17.2.3 | | | VR/W | OBD | BENCH | |
| Mini | car | One (F55) | 1.2 75/102cv | Bosch | MEVD17.2.3 | | | VR/W | OBD | BENCH | |
| Mini | car | One (F56) | 1.2 75/102cv | Bosch | MEVD17.2.3 | | | VR/W | OBD | BENCH | |
| Mini | car | One (F56) | 1.5T EU6d | Bosch | MG1CS201 | TC298 | AURIX | R/W | | BENCH | |
| Mini | car | One D | 1.4l | Bosch | EDC15 DDE | | | R/W | OBD | | |
| Mini | car | One D | 1.4/1.6l | Bosch | EDC16C35 | | | R/W | OBD | BENCH | JTAG |
| Mini | car | One D | 1.4/1.6l | Bosch | EDC16CP35 | | | R/W | OBD | BENCH | JTAG |
| Mini | car | | | Bosch | EDC15C4 | C167 29F400BT | EEPROM | R/W | K-line | BENCH | |
| Mini | car | | | Siemens | EMS | C167 29F200BB | EEPROM emulated | R/W | K-line | BENCH | |
| Mini | car | | | Siemens Continental | EMS2 | C167 29F400BB | EEPROM emulated | R/W | K-line | BENCH | |
| Mini | car | | | Siemens | EMS5150 | C167 29F400BB | EEPROM emulated | R/W | K-line | BENCH | |
| Mini | car | | | Bosch | EDC16C35 | MPC561/562 | EEPROM | R/W | | BENCH | JTAG |
| Mini | car | | | Bosch | EDC16C35 | MPC563/564 | EEPROM | R/W | | BENCH | JTAG |
| Mini | car | | | Bosch | EDC16CP35 | MPC561/562 | EEPROM | R/W | | BENCH | JTAG |
| Mini | car | | | Bosch | EDC16CP35 | MPC563/564 | EEPROM | R/W | | BENCH | JTAG |
| Mini | car | | | Bosch | EDC17CP11 | TC1796 | EEPROM | R/W | | BENCH | BOOT |
| Mini | car | | | Bosch | EDC17CP42 | TC1797 | EEPROM | R/W | | BENCH | BOOT |
| Mini | car | | | Bosch | EDC17C10 | TC1796 | EEPROM | R/W | OBD | BENCH | BOOT |
| Mini | car | | | Bosch | EDC17C10 | TC1797 | EEPROM | R/W | OBD | BENCH | BOOT |
| Mini | car | | | Bosch | EDC17C50 | TC1797 | EEPROM | R/W | OBD | BENCH | BOOT |
| Mini | car | | | Bosch | EDC17C60 | TC1793 | EEPROM | R/W | | BENCH | BOOT |
| Mini | car | | | Bosch | EDC17C41 | TC1797 | EEPROM | R/W | | BENCH | BOOT |
| Mini | car | | | Bosch | MEG17.9.52 | TC1782 | EEPROM | R/W | | | BOOT |
| Mini | car | | | Bosch | MEV17.2 | TC1796 | EEPROM | R/W | | | BOOT |
| Mini | car | | | Bosch | MEV17.4 | TC1766 | EEPROM | R/W | | | BOOT |
| Mini | car | | | Bosch | MEVD1722 | TC1797 | EEPROM | R/W | | | BOOT |
| Mini | car | | | Bosch | MED17 | TC1796 | EEPROM | R/W | | | BOOT |
| Mini | car | | | Bosch | MED17 | TC1766 | EEPROM | R/W | | BENCH | BOOT |
| Mini | car | | | Bosch | MED17.2 | TC1766 | EEPROM | R/W | | BENCH | BOOT |
| Mini | car | | | Bosch | MEVD17.2.7 | TC1797 | EEPROM | R/W | | BENCH | BOOT |
| Mini | car | | | Bosch | MEVD17.4.4 | TC1793 | EEPROM | R/W | | BENCH | BOOT |
| Mini | car | | | Bosch | MED17.2.2 | TC1767 | EEPROM | R/W | | | BOOT |
| Mini | car | | | Bosch | MEV17.2.2 | TC1767 | EEPROM | R/W | | | BOOT |
| Mini | car | | | Bosch | MEV17.4.2 | TC1767 | EEPROM | R/W | | | BOOT |
| Mini | car | | | Bosch | MED17.4 | TC1796 | EEPROM | R/W | | | BOOT |
| Mini | car | | | Bosch | MED17.4 | TC1766 | EEPROM | R/W | | | BOOT |
| Mini | car | | | Bosch | MED17.4.4 | TC1793 | EEPROM | R/W | | BENCH | BOOT |
| Mini | car | | | Bosch | MED17.4.2 | TC1767 | EEPROM | R/W | | | BOOT |
| Mini | car | | | Siemens Continental | SID807 | TC1797 | EEPROM | R/W | OBD | | BOOT |
| Mini | car | | | Siemens Continental | SID807 | TC1796 | EEPROM | R/W | OBD | | BOOT |
| Mini | car | | | Siemens Continental | SID208 | TC1797 | EEPROM | R/W | | | BOOT |
| Mini | TCU | Clubman (F54) | | ZF | 8HP | | | | OBD | | |
| Mitsubisci | car | | | Bosch | EDC16+ | MPC561/2 | M58BW016DB | R/W | | BENCH | JTAG |
| Mitsubishi | car | ASX | 1.6l DI-D | Siemens | SID807 | | | R/W | OBD | | BOOT |
| Mitsubishi | car | Carisma | 1.9l DI-D | Bosch | EDC15C2 | | | R/W | OBD | | |
| Mitsubishi | car | Colt | 1.5l DI-D | Bosch | EDC16C31 | | | R/W | OBD | BENCH | JTAG |
| Mitsubishi | car | Colt | 1.5l DI-D | Bosch | EDC16C32 | | | R/W | OBD | BENCH | JTAG |
| Mitsubishi | car | Fuso | E3/E4/E5 | Temic | Temic / Continental | | | R/W | OBD | BENCH | BOOT |
| Mitsubishi | car | Grandis | 2.0l DI-D | Bosch | EDC16U31 | | | R/W | OBD | BENCH | JTAG |
| Mitsubishi | car | L200 | 2.5/3.2l DI-D | Denso | 4D56 | SH7058/9 | RENESAS | R/W | OBD | | |
| Mitsubishi | car | L200 | 2.5/3.2l DI-D | Denso | 4D56 | SH7058/9 | RENESAS | R/W | OBD | | |
| Mitsubishi | car | L200 | 2.5/3.2l DI-D | Denso | 4M41 | SH7058/9 | RENESAS | R/W | OBD | | |
| Mitsubishi | car | Lancer | 2.0l DI-D | Bosch | EDC16U31 | | | R/W | OBD | BENCH | JTAG |
| Mitsubishi | car | Outlander | 2.0l DI-D | Bosch | EDC16U31 | | | R/W | OBD | BENCH | JTAG |
| Mitsubishi | car | Outlander | 2.2l DI-D | Bosch | EDC16CP39 | | | R/W | OBD | BENCH | JTAG |
| Mitsubishi | car | Pajero | 2.5/3.2l DI-D | Denso | 4D56 | SH7058/9 | | R/W | | BENCH | |
| Mitsubishi | car | Pajero | 2.5/3.2l DI-D | Denso | 4M41 | SH7058/9 | | R/W | | BENCH | |
| Mitsubishi | car | Spacestar | 1.9 DI-D | Bosch | EDC15C2 | | | R/W | OBD | | |
| Mitsubishi | car | | | Denso | 4M41 | RENESAS SH7058 / 7059 | EEPROM | R/W | CAN | BENCH | READ JTAG / WRITE BOOT |
| Mitsubishi | car | | | Denso | 4D56 | RENESAS SH7058 / 7059 | EEPROM | R/W | CAN | BENCH | READ JTAG / WRITE BOOT |

WEBSITE:www.dfb-technology.com

Email:info@dfb-technology.com

Notice: Please send email to us for quotation if you want learn this tool

| | | | | | | | | | | | |
|--------------------|-----------|--------------|-------------------|-------------------|------------|-----------------------|--------------|-----|--------|-------|------------------------|
| Mitsubishi | car | | | Denso | 4N1x | RENASAS SH7058 / 7059 | EEPROM | R/W | CAN | BENCH | READ JTAG / WRITE BOOT |
| Mitsubishi | car | | | Bosch | EDC7C4 | MPC555/556 | EEPROM | R/W | | BENCH | JTAG |
| Mitsubishi | car | | | Bosch | EDC16U31 | MPC561/562 | EEPROM | R/W | | BENCH | JTAG |
| Mitsubishi | car | | | Mitsubishi | E2T71xxx | | | R/W | | BENCH | |
| Mitsubishi | car | | | Mitsubishi | E2T77xxx | | | R/W | | BENCH | |
| Mitsubishi | car | | | Mitsubishi | E2T76xxx | | | R/W | | BENCH | |
| Mitsubishi | car | | | Mitsubishi | E6T0x | | | R/W | | BENCH | |
| Mitsubishi | car | | | Mitsubishi | E6T34xxx | | | R/W | | BENCH | |
| Mitsubishi | car | | | Mitsubishi | E6T38982 | | | R/W | | BENCH | |
| Mitsubishi | car | | | Mitsubishi | E6T416xx | | | R/W | | BENCH | |
| Mitsubishi | car | | | Mitsubishi | E6T424xx | | | R/W | | BENCH | |
| Mitsubishi | car | | | Mitsubishi | E6T462xx | | | R/W | | BENCH | |
| Mitsubishi | car | | | Mitsubishi | E6T47xxx | | | R/W | | BENCH | |
| Mitsubishi | car | | | Mitsubishi | E6T70xxx | | | R/W | | BENCH | |
| Mitsubishi | car | | | Mitsubishi | E6T72xxx | | | R/W | | BENCH | |
| Mitsubishi | car | | | Mitsubishi | E6T73xxx | | | R/W | | BENCH | |
| Mitsubishi | car | | | Mitsubishi | E6T76xxx | | | R/W | | BENCH | |
| Mitsubishi | car | Lancer EVO 5 | | Mitsubishi | | | | R/W | | BENCH | |
| Mitsubishi | car | Lancer EVO 6 | | Mitsubishi | | | | R/W | | BENCH | |
| Mitsubishi | car | | | Bosch | EDC17CP15 | TC1796 | EEPROM | R/W | | BENCH | BOOT |
| Mitsubishi | car | | | Bosch | EDC17C49 | TC1797 | EEPROM | R/W | | BENCH | BOOT |
| Mitsubishi | car | | | Bosch | EDC17C79 | TC1797 | EEPROM | R/W | | BENCH | BOOT |
| Mitsubishi | car | | | Bosch | EDC17CP52 | TC1797 | EEPROM | R/W | | BENCH | BOOT |
| Mitsubishi | car | | | Bosch | EDC17CV54 | TC1797 | EEPROM | R/W | | BENCH | BOOT |
| Mitsubishi | car | | | Bosch | EDC17 | TC1797 | EEPROM | R/W | | BENCH | BOOT |
| Mitsubishi | car | | | Siemens | SID807 | TC1797 | EEPROM | R/W | | OBD | BOOT |
| Mitsubishi | car | | | Siemens | SID807 | TC1796 | EEPROM | R/W | | OBD | BOOT |
| Mitsubishi | car | | | Denso | 4D56 | Renesas | | R/W | | | READ JTAG / WRITE BOOT |
| Mitsubishi | car | | | Denso | RA6 | Renesas | | R/W | | | READ JTAG / WRITE BOOT |
| Mitsubishi | car | | | Denso | 4N1X | Renesas | | R/W | | | READ JTAG / WRITE BOOT |
| Mitsubishi | car | | | Denso | 4N14 | Renesas | | R/W | | BENCH | READ JTAG / WRITE BOOT |
| Mitsubishi | car | | | Denso | 896xx | Renesas | | R/W | | | READ JTAG / WRITE BOOT |
| Mitsubishi | TCU | Lancer IX | GETRAG MPS6 | Continental Temic | 6DCT470 | | | | | BENCH | |
| Mitsubishi | TCU | Lancer X | GETRAG MPS6 | Continental Temic | 6DCT470 | | | | | BENCH | |
| Mitsubishi | TCU | Outlander | GETRAG MPS6 | Continental Temic | 6DCT470 | | | | | BENCH | |
| Mitsubishi - Smart | car | | | Bosch | EDC16+ | MPC563/4 | M58BW016DB | R/W | | BENCH | JTAG |
| Moto Guzzi | motorbike | | | Marelli | 7SM.D1 | ST10F296 | | R/W | | | BOOT |
| MotoGuzzi | motorbike | Breva | 750/850/1100/1200 | Marelli | 59M | | | R/W | | OBD | |
| MotoGuzzi | motorbike | Breva | 750/850/1100/1200 | Marelli | 5AM | | | R/W | | OBD | |
| MotoGuzzi | motorbike | Griso | 850/1100 | Marelli | 59M | | | R/W | | OBD | |
| MotoGuzzi | motorbike | Griso | 850/1100 | Marelli | 5AM | | | R/W | | OBD | |
| MotoGuzzi | motorbike | Norge | 850/1200 | Marelli | 59M | | | R/W | | OBD | |
| MotoGuzzi | motorbike | Norge | 850/1200 | Marelli | 5AM | | | R/W | | OBD | |
| MotoGuzzi | motorbike | Sport | 1200 | Marelli | 59M | | | R/W | | OBD | |
| MotoGuzzi | motorbike | Sport | 1200 | Marelli | 5AM | | | R/W | | OBD | |
| MotoGuzzi | motorbike | Stelvio | 1200 | Marelli | 59M | | | R/W | | OBD | |
| MotoGuzzi | motorbike | Stelvio | 1200 | Marelli | 5AM | | | R/W | | OBD | |
| MotoGuzzi | motorbike | | | Marelli | 59M HW<100 | C167 29F200BB | EEPROM 95080 | R/W | K-line | BENCH | |
| MotoGuzzi | motorbike | | | Marelli | 59M HW>100 | ST10F168 / 269 | EEPROM 95160 | R/W | K-line | BENCH | |
| MotoMorini | motorbike | 9,5 | 1187 | Marelli | 59M | | | R/W | | OBD | |
| MotoMorini | motorbike | 9,5 | 1187 | Marelli | 5AM | | | R/W | | OBD | |
| MotoMorini | motorbike | Corsaro | 1187 | Marelli | 59M | | | R/W | | OBD | |
| MotoMorini | motorbike | Corsaro | 1187 | Marelli | 5AM | | | R/W | | OBD | |
| MotoMorini | motorbike | Granpasso | 1187 | Marelli | 59M | | | R/W | | OBD | |
| MotoMorini | motorbike | Granpasso | 1187 | Marelli | 5AM | | | R/W | | OBD | |
| MotoMorini | motorbike | Sport 1200 | 1187 | Marelli | 59M | | | R/W | | OBD | |
| MotoMorini | motorbike | Sport 1200 | 1187 | Marelli | 5AM | | | R/W | | OBD | |
| MotoMorini | motorbike | | | Marelli | 59M HW<100 | C167 29F200BB | EEPROM 95080 | R/W | K-line | BENCH | |
| MotoMorini | motorbike | | | Marelli | 59M HW>100 | ST10F168 / 269 | EEPROM 95160 | R/W | K-line | BENCH | |
| MV Agusta | motorbike | Brutale | 910 / 989 / 1078 | Marelli | 5SM | | | R/W | | OBD | |
| MV Agusta | motorbike | F4 | 998 / 1078 | Marelli | 5SM | | | R/W | | OBD | |
| MV Augusta | motorbike | | | Marelli | 7BM | ST10F296 | | R/W | | | BOOT |

| | | | | | | | | | | | | | |
|-------------|-----------|-------------|-------------------------|---------------------|-------------|-------|------------|------------|--|--------|-----|-------|------|
| MV Augusta | motorbike | | | Marelli | 7SM | | | | | R/W | | | BOOT |
| New Holland | tractor | CR 9080 | D | Bosch | EDC7UC31 | | | | | R/W | OBD | BENCH | JTAG |
| New Holland | tractor | CR7 | 8700 L6 Stage 5 | Bosch | MD1CE101 | | | | | R/VR/W | OBD | BENCH | |
| New Holland | tractor | CR8 | 10000 L6 Stage 5 | Bosch | MD1CE101 | | | | | R/VR/W | OBD | BENCH | |
| New Holland | tractor | CR10 | 15900 L6 Stage 5 | Bosch | MD1CE101 | | | | | R/VR/W | OBD | BENCH | |
| New Holland | tractor | CX5 | 6700 L6 Stage 5 | Bosch | MD1CE101 | | | | | R/VR/W | OBD | BENCH | |
| New Holland | tractor | CX6 | 6700 L6 Stage 5 | Bosch | MD1CE101 | | | | | R/VR/W | OBD | BENCH | |
| New Holland | tractor | CX7 | 8700 L6 Stage 5 | Bosch | MD1CE101 | | | | | R/VR/W | OBD | BENCH | |
| New Holland | tractor | CX8 | 8700 L6 Stage 5 | Bosch | MD1CE101 | | | | | R/VR/W | OBD | BENCH | |
| New Holland | tractor | CX 80x0 | D | Bosch | EDC7UC31 | | | | | R/W | OBD | BENCH | JTAG |
| New Holland | tractor | FR480 | 12.9l Cursor Tier4b | Bosch | EDC17CV41 | | | | | R/W | OBD | BENCH | BOOT |
| New Holland | tractor | FR550 | 12.9l Cursor Tier4b | Bosch | EDC17CV41 | | | | | R/W | OBD | BENCH | BOOT |
| New Holland | tractor | FR5650 | 15.9l Cursor Tier4b | Bosch | EDC17CV41 | | | | | R/W | OBD | BENCH | BOOT |
| New Holland | tractor | FR780 | 15.9l Cursor Tier4b | Bosch | EDC17CV41 | | | | | R/W | OBD | BENCH | BOOT |
| New Holland | tractor | T4 | 55 -> 120 Tier 4A | Bosch | EDC7UC31 | | | | | R/W | OBD | BENCH | JTAG |
| New Holland | tractor | T40x0 | D | Bosch | EDC17C49 | | | | | R/W | OBD | | BOOT |
| New Holland | tractor | T4 | 55 Stage V | Bosch | MD1CS069 | TC299 | | AURIX | | R/W | OBD | BENCH | |
| New Holland | tractor | T4 | 75 Stage V | Bosch | MD1CS069 | TC299 | | AURIX | | R/W | OBD | | |
| New Holland | tractor | T5 | 95 -> 115 Tier 4A | Bosch | EDC7UC31 | | | | | R/W | OBD | BENCH | JTAG |
| New Holland | tractor | T5 | 100 -> 120 Tier 4B | Bosch | EDC17CV41 | | | | | R/W | OBD | BENCH | BOOT |
| New Holland | tractor | T5 | 130 4.5L | Bosch | MD1CE101 | | | | | R/VR/W | OBD | BENCH | |
| New Holland | tractor | T5 | 4.5l 130 L4 Stage 5 | Bosch | MD1CE101 | | | | | R/VR/W | OBD | BENCH | |
| New Holland | tractor | T50x0 | D | Bosch | EDC17C49 | | | | | R/W | OBD | BENCH | BOOT |
| New Holland | tractor | T6 | 120 -> 175 Tier 4A | Bosch | EDC7UC31 | | | | | R/W | OBD | BENCH | JTAG |
| New Holland | tractor | T6 | 125 -> 180 Tier 4B | Bosch | EDC17CV41 | | | | | R/W | OBD | BENCH | BOOT |
| New Holland | tractor | T6 | 6.7L 180 Stage 5 | Bosch | MD1CE101 | | | | | R/VR/W | OBD | BENCH | |
| New Holland | tractor | T60x0 | D | Bosch | EDC16C39 | | | | | R/W | OBD | BENCH | JTAG |
| New Holland | tractor | T7 | 170 -> 270 Tier 4A | Bosch | EDC7UC31 | | | | | R/W | OBD | BENCH | JTAG |
| New Holland | tractor | T7 | 165 -> 270 Tier 4B | Bosch | EDC17CV41 | | | | | R/W | OBD | BENCH | BOOT |
| New Holland | tractor | T7 | 6.7l 165 -> 315 Stage 5 | Bosch | MD1CE101 | | | | | R/VR/W | OBD | BENCH | |
| New Holland | tractor | T8 | 340 -> 500 Tier 4A | Bosch | EDC7UC31 | | | | | R/W | OBD | BENCH | JTAG |
| New Holland | tractor | T8 | 320 -> 435 Tier 4B | Bosch | EDC17CV41 | | | | | R/W | OBD | BENCH | BOOT |
| New Holland | tractor | T8 | 8.7l 320-> 435 Stage 5 | Bosch | MD1CE101 | | | | | R/VR/W | OBD | BENCH | |
| New Holland | tractor | T9 | 450 -> 670 Tier 4A | Bosch | EDC7UC31 | | | | | R/W | OBD | BENCH | JTAG |
| New Holland | tractor | T9 | 435 -> 700 Tier 4B | Bosch | EDC17CV41 | | | | | R/W | OBD | BENCH | BOOT |
| New Holland | tractor | T9 | 8.7l 435 L6 Stage 5 | Bosch | MD1CE101 | | | | | R/VR/W | OBD | BENCH | |
| New Holland | tractor | TK4 | 110 M | Bosch | EDC17C49 | | | | | R/W | OBD | BENCH | BOOT |
| New Holland | tractor | TM 1xx | D | Bosch | MS6.4 400 | | | | | R/W | OBD | | |
| New Holland | tractor | TS 1xxA | D | Bosch | EDC7C1 | | | | | R/W | OBD | | JTAG |
| New Holland | tractor | TVT 145 | 6.6l D | Bosch | EDC7UC31 | | | | | R/W | OBD | BENCH | JTAG |
| New Holland | tractor | TVT 195 | 9.0l D E5 | Bosch | EDC7UC31 | | | | | R/W | OBD | BENCH | JTAG |
| New holland | truck | | | Bosch | EDC7 UC31 | | MPC5xx | | | R/W | | JTAG | JTAG |
| New Holland | truck | | | Bosch | EDC16+ | | MPC561/2 | M58BW016DB | | R/W | | BENCH | JTAG |
| New Holland | tractor | | | Bosch | EDC7C1 | | MPC555/556 | EEPROM | | R/W | | BENCH | JTAG |
| New Holland | tractor | | | Bosch | EDC7C2 | | MPC555/556 | EEPROM | | R/W | | BENCH | JTAG |
| New Holland | tractor | | | Bosch | EDC7UC31 | | MPC561/562 | EEPROM | | R/W | OBD | BENCH | JTAG |
| New Holland | tractor | | | Bosch | EDC17C49 | | TC1797 | EEPROM | | R/W | | BENCH | BOOT |
| New Holland | tractor | | | Bosch | EDC17CV41 | | TC1797 | EEPROM | | R/W | | BENCH | BOOT |
| New Holland | tractor | | | Bosch | DCU15 | | ST10 | | | R/W | | | BOOT |
| New Holland | TCU | T7 Tier 3 | | NH | CMM MR | | | | | | | | BOOT |
| Nissan | car | Almera | 1.5l DCI | Delphi | Delphi DDCC | | | | | R/W | OBD | | |
| Nissan | car | Almera | 1.6l 16V | Siemens | EMS3132 | | | | | R/W | OBD | | |
| Nissan | car | Almera Tino | 2.2l TDi | Bosch | EDC15C2 | | | | | R/W | OBD | | |
| Nissan | car | Evalia | 1.5 DCI | Siemens Continental | SID305 | | | | | R/W | OBD | | BOOT |
| Nissan | car | Evalia | 1.5 DCI | Siemens Continental | SID307 | | | | | R/W | OBD | | BOOT |
| Nissan | car | Evalia | 1.5 DCI | Siemens Continental | SID310 | | | | | R/W | OBD | | BOOT |
| Nissan | car | Evalia | 1.5 DCI | Delphi | DCM3.4 | | | | | R/W | OBD | | JTAG |
| Nissan | car | Evalia | 1.5 DCI | Bosch | EDC17C42 | | | | | R/W | OBD | BENCH | BOOT |
| Nissan | car | Interstar | 1.9l DCI | Bosch | EDC15C3 | | | | | R/W | OBD | | |
| Nissan | car | Juke | 1.5l DCI | Siemens Continental | SID305 | | | | | R/W | OBD | | BOOT |
| Nissan | car | Juke | 1.5l DCI | Siemens Continental | SID307 | | | | | R/W | OBD | | BOOT |
| Nissan | car | Juke | 1.5l DCI | Siemens Continental | SID310 | | | | | R/W | OBD | | BOOT |

WEBSITE:www.dfb-technology.com

Email:info@dfb-technology.com

Notice: Please send email to us for quotation if you want learn this tool

| | | | | | | | | | | |
|--------|-------|------------|----------------|---------------------|-------------|----------------|-----------------|--------|-------|------------------------|
| Nissan | car | Kubistar | 1.5l DCI | Delphi | Delphi DDCR | | R/W | OBD | | |
| Nissan | car | Micra | 1.5l DCI E3/E4 | Delphi | Delphi DDCR | | R/W | OBD | | |
| Nissan | car | Micra | 1.5l DCI | Siemens Continental | SID305 | | R/W | OBD | | BOOT |
| Nissan | car | Murano | 2.5l DCI | Denso | - | SH7058/9 | R/W | OBD | | |
| Nissan | car | Navara | 2.5l DCI | Denso | - | SH7058/9 | R/W | OBD | | |
| Nissan | car | Navara | 3.0l DCI | Bosch | EDC16CP33 | | R/W | OBD | BENCH | JTAG |
| Nissan | car | Navara | 3.0l DCI | Bosch | EDC16CP36 | | R/W | OBD | BENCH | JTAG |
| Nissan | car | Navara | 2.3l DCI | Siemens Continental | SID310 | | R/W | OBD | | BOOT |
| Nissan | car | Note | 1.5l DCI | Delphi | Delphi DDCR | | R/W | OBD | | |
| Nissan | car | Note | 1.5l DCI | Delphi | DCM3.4 | | R/W | OBD | | |
| Nissan | car | NP300 | 2.3l DCI | Siemens Continental | SID310 | | R/W | OBD | | BOOT |
| Nissan | car | NV200 | 1.5l DCI | Delphi | Delphi DDCR | | R/W | OBD | | |
| Nissan | car | NV200 | 1.5l DCI | Delphi | DCM3.4 | | R/W | OBD | | |
| Nissan | car | NV200 | 1.5l DCI | Siemens Continental | SID305 | | R/W | OBD | | BOOT |
| Nissan | car | NV200 | 1.5l DCI | Siemens Continental | SID307 | | R/W | OBD | | BOOT |
| Nissan | car | NV200 | 1.5l DCI | Siemens Continental | SID310 | | R/W | OBD | | BOOT |
| Nissan | car | NV400 | 2.3l dCi | Siemens Continental | SID309 | | R/W | OBD | | BOOT |
| Nissan | car | Pathfinder | 2.5l DCI | Denso | - | SH7058 | R/W | OBD | | |
| Nissan | car | Primastar | 1.9l DCI | Bosch | EDC15C3 | | R/W | OBD | | |
| Nissan | car | Primera | 1.9l DCI | Bosch | EDC15C3 | | R/W | OBD | | |
| Nissan | car | Primera | 1.9/2.2 DCI | Bosch | EDC16C3 | | R/W | OBD | BENCH | JTAG |
| Nissan | car | Pulsar | 1.5l DCI | Siemens Continental | SID310 | | R/W | OBD | | BOOT |
| Nissan | car | Qashqai | 1.5l DCI | Siemens Continental | SID303 | | R/W | OBD | | |
| Nissan | car | Qashqai | 1.5l DCI | Siemens Continental | SID305 | | R/W | OBD | | BOOT |
| Nissan | car | Qashqai | 1.5l DCI | Siemens Continental | SID307 | | R/W | OBD | | BOOT |
| Nissan | car | Qashqai | 1.5l DCI | Siemens Continental | SID310 | | R/W | OBD | | BOOT |
| Nissan | car | Qashqai | 1.6l DCI | Bosch | EDC17C42 | | R/W | OBD | BENCH | BOOT |
| Nissan | car | Qashqai | 2.0l DI 16V | Bosch | EDC16CP33 | | R/W | OBD | BENCH | JTAG |
| Nissan | car | Qashqai | 2.0l DI 16V | Bosch | EDC16CP36 | | R/W | OBD | BENCH | JTAG |
| Nissan | car | Qashqai | 1.5 dci E6d | Bosch | MD1CS006 | TC298 | R/W | | BENCH | |
| Nissan | car | Terrano | 1.6l 16V | Siemens | EMS3125 | | R/W | OBD | | |
| Nissan | car | Terrano | 2.7l TCI | Bosch | EDC15C2 | | R/W | OBD | | |
| Nissan | car | X-trail | 2.2l TCI | Bosch | EDC15C2 | | R/W | OBD | | |
| Nissan | car | X-trail | 2.5l DCI | Denso | - | SH7058 | R/W | OBD | | |
| Nissan | car | X-trail | 2.0l DCI | Bosch | EDC16CP33 | | R/W | OBD | BENCH | JTAG |
| Nissan | car | X-trail | 2.0l DCI | Bosch | EDC16CP36 | | R/W | OBD | BENCH | JTAG |
| Nissan | car | X-trail | 1.7 DCI | Bosch | MD1CS006 | TC298 | R/W | | BENCH | |
| Nissan | car | | | Denso | 1H | RENESAS SH7058 | EEPROM | CAN | BENCH | READ JTAG / WRITE BOOT |
| Nissan | car | | | Denso | RF7 | RENESAS SH7058 | EEPROM | CAN | BENCH | READ JTAG / WRITE BOOT |
| Nissan | car | | | Denso | 3W | RENESAS SH7058 | EEPROM | CAN | BENCH | READ JTAG / WRITE BOOT |
| Nissan | car | | | Denso | HP | RENESAS SH7058 | EEPROM | K-line | BENCH | READ JTAG / WRITE BOOT |
| Nissan | car | | | Siemens | EMS3132 | C167 29F200BB | EEPROM emulated | K-line | BENCH | |
| Nissan | truck | | | Denso | 1H | RENESAS SH7058 | EEPROM | CAN | BENCH | READ JTAG / WRITE BOOT |
| Nissan | truck | | | Denso | RF7 | RENESAS SH7058 | EEPROM | CAN | BENCH | READ JTAG / WRITE BOOT |
| Nissan | truck | | | Denso | 3W | RENESAS SH7058 | EEPROM | CAN | BENCH | READ JTAG / WRITE BOOT |
| Nissan | truck | | | Denso | HP | RENESAS SH7058 | EEPROM | K-line | BENCH | READ JTAG / WRITE BOOT |
| Nissan | car | | | Bosch | EDC16C8 | MPC555/556 | EEPROM | | BENCH | JTAG |
| Nissan | car | | | Bosch | EDC16C36 | MPC561/562 | EEPROM | | BENCH | JTAG |
| Nissan | car | | | Bosch | EDC16C41 | MPC561/562 | EEPROM | | BENCH | JTAG |
| Nissan | car | | | Bosch | EDC16CP33 | MPC561/562 | EEPROM | | BENCH | JTAG |
| Nissan | car | | | Bosch | EDC16CP33 | MPC563/564 | EEPROM | | BENCH | JTAG |
| Nissan | car | | | Bosch | VME17 | TC1762 | EEPROM | | BENCH | BOOT |
| Nissan | car | | | Bosch | ME17.9.5 | TC1762 | EEPROM | | BENCH | BOOT |
| Nissan | car | | | Bosch | ME17.9.51 | TC1762 | EEPROM | | BENCH | BOOT |
| Nissan | car | | | Bosch | EDC17CP51 | TC1797 | EEPROM | | BENCH | BOOT |
| Nissan | car | | | Bosch | EDC17CP58 | TC1767 | EEPROM | | BENCH | BOOT |
| Nissan | car | | | Bosch | EDC17C11 | TC1766 | EEPROM | | BENCH | BOOT |
| Nissan | car | | | Bosch | EDC17C42 | TC1767 | EEPROM | | BENCH | BOOT |
| Nissan | car | | | Bosch | EDC17C45 | TC1767 | EEPROM | | BENCH | BOOT |
| Nissan | car | | | Bosch | EDC17C84 | TC1782 | EEPROM | | BENCH | BOOT |
| Nissan | car | | | Siemens Continental | SID305 hw1 | TC1766 | EEPROM | OBD | | BOOT |
| Nissan | car | | | Siemens Continental | SID305 hw2 | TC1766 | EEPROM | OBD | | BOOT |

WEBSITE:www.dfb-technology.com

Email:info@dfb-technology.com

Notice: Please send email to us for quotation if you want learn this tool

| | | | | | | | | | | |
|------------------------|-------|---------|-----------------------------|---------------------|------------|----------|------------|-----|-------|------------------------|
| Nissan | car | | | Siemens Continental | SID307 | TC1767 | EEPROM | R/W | OBD | BOOT |
| Nissan | car | | | Siemens Continental | SID309 | TC1767 | EEPROM | R/W | OBD | BOOT |
| Nissan | car | | | Siemens Continental | SID310 | TC1791 | EEPROM | R/W | OBD | BOOT |
| Nissan | car | | | Siemens | EMS3155 | TC1782 | EEPROM | R/W | | BOOT |
| Nissan | truck | | | Continental | CM2150E | MPC55xx | EEPROM | R/W | OBD | JTAG |
| Nissan | car | | | Denso | 1H | | Renesas | R/W | | READ JTAG / WRITE BOOT |
| Nissan | car | | | Denso | 3Q | | Renesas | R/W | | READ JTAG / WRITE BOOT |
| Nissan | car | | | Denso | E1X YD22 | | Renesas | R/W | | READ JTAG / WRITE BOOT |
| Nissan | car | | | Hitachi | HW1 | | Renesas | R/W | | READ JTAG / WRITE BOOT |
| Nissan | car | | | Hitachi | HW2 | | Renesas | R/W | | READ JTAG / WRITE BOOT |
| Nissan | car | | | Hitachi | HW3 | | Renesas | R/W | | READ JTAG / WRITE BOOT |
| Nissan | car | | | Hitachi | BED301 | | Renesas | R/W | | READ JTAG / WRITE BOOT |
| Nissan | car | | | Hitachi | BED305 | | Renesas | R/W | | READ JTAG / WRITE BOOT |
| Nissan | car | | | Hitachi | DEA010-150 | | Renesas | R/W | | READ JTAG / WRITE BOOT |
| Nissan | car | | | Hitachi | MEC31-940 | | Renesas | R/W | | READ JTAG / WRITE BOOT |
| Nissan | car | | | Hitachi | MEC37-650 | | Renesas | R/W | | READ JTAG / WRITE BOOT |
| Nissan | car | | | Hitachi | MEC37-900 | | Renesas | R/W | | READ JTAG / WRITE BOOT |
| Nissan | car | | | Hitachi | MEC73 | | Renesas | R/W | | READ JTAG / WRITE BOOT |
| Nissan | car | | | Hitachi | MEC940-xxx | | Renesas | R/W | | READ JTAG / WRITE BOOT |
| Nissan | car | | | Denso | HP | | Renesas | R/W | | READ JTAG / WRITE BOOT |
| Nissan | car | | | Hitachi | MEC92 | | Renesas | R/W | | READ JTAG / WRITE BOOT |
| Nissan | truck | Atleon | 3.0l DTI | Bosch | EDC15C2 | | | R/W | OBD | |
| Nissan | truck | Atleon | 3.9l D Euro3 | Bosch | MS6.4 | | | R/W | OBD | |
| Nissan | truck | Atleon | 4.5l Cummins Engine | Continental | CM2150 | | | R/W | OBD | JTAG |
| Nissan | truck | Cabstar | 2.3/2.7 D Euro3 | Bosch | MS6.4 | | | R/W | OBD | |
| Nissan | truck | Cabstar | 2.5l DTI | Denso | - | SH7058/9 | | R/W | OBD | |
| Nissan | truck | Cabstar | 3.0l DTI | Bosch | EDC15C2 | | | R/W | OBD | |
| Nissan | car | vans | | Bosch | EDC17C45 | TC1767 | EEPROM | R/W | BENCH | BOOT |
| Nissan | car | | | Denso | 5K | Renesas | | R/W | | READ JTAG / WRITE BOOT |
| Nissan | car | | | Hitachi | HW4 | Renesas | | R/W | | READ JTAG / WRITE BOOT |
| Nissan | car | | | Hitachi | MEC35 | Renesas | | R/W | | READ JTAG / WRITE BOOT |
| Nissan - Renault | car | | | Bosch | EDC16+ | MPC561/2 | M58BW016DB | R/W | BENCH | JTAG |
| Nissan - Renault | car | | | Bosch | EDC16 | MPC555/6 | Am29BL802C | R/W | BENCH | JTAG |
| Nissan 350z | car | | | Hitachi | - | Renesas | | R/W | | READ JTAG / WRITE BOOT |
| Nissan 370z | car | | | Hitachi | MEC107-209 | Renesas | | R/W | | READ JTAG / WRITE BOOT |
| Nissan Altima 2.5 2003 | car | | | Hitachi | - | Renesas | | R/W | | READ JTAG / WRITE BOOT |
| Nissan Micra | car | | | Denso | - | Renesas | | R/W | | READ JTAG / WRITE BOOT |
| Nissan Patrol 48 AT | car | | | Hitachi | - | Renesas | | R/W | | READ JTAG / WRITE BOOT |
| Nissan Patrol 48 MT | car | | | Hitachi | - | Renesas | | R/W | | READ JTAG / WRITE BOOT |
| Nissan Primera 1.5 | car | | | Hitachi | - | Renesas | | R/W | | READ JTAG / WRITE BOOT |
| Nissan QX 5.6 | car | | | Hitachi | - | Renesas | | R/W | | READ JTAG / WRITE BOOT |
| Nissan X-trail 2.2 DCI | car | | | Denso | - | Renesas | | R/W | | READ JTAG / WRITE BOOT |
| Opel | car | ALL | ALL | Bosch | EDC17 | | | R/W | BENCH | BOOT |
| Opel | car | Adam | 1.2l 16V | Delco | E78 | | | R/W | OBD | BENCH |
| Opel | car | Adam | 1.4l 16V | Delco | E83 | | | R/W | OBD | BENCH |
| Opel | car | Adam | 1.0 Turbo Ecotec / FlexFuel | Delco | E80 | | | R/W | OBD | BENCH |
| Opel | car | Agila | 1.0/1.2l 16V | Bosch | ME1.5.5 | | | R/W | OBD | |
| Opel | car | Agila | 1.0/1.2l 16V | Bosch | ME7.6.1 | | | R/W | OBD | |
| Opel | car | Agila | 1.0/1.2l 16V | Bosch | ME7.6.2 | | | R/W | OBD | |
| Opel | car | Agila | 1.3l MJD | Marelli | 6j | | | R/W | OBD | BENCH |
| Opel | car | Agila | 1.3l MJD+ | Marelli | 6F3 | | | R/W | OBD | JTAG |
| Opel | car | Antara | 2.0l VCDI | Bosch | EDC16C39 | | | R/W | OBD | BENCH |
| Opel | car | Antara | 2.0/2.2l 16V CDTI | Delphi | DCM3.7 | | | R/W | OBD | BENCH |
| Opel | car | Astra | 1.3l MJD+ | Marelli | 6F3 | | | R/W | OBD | JTAG |
| Opel | car | Astra E | 1.8/2.0l 16V | Siemens | Simtec 56 | | | R/W | OBD | |
| Opel | car | Astra F | 1.4/1.6l 16V | Delco | Multec 1 | | | W | OBD | |
| Opel | car | Astra F | 1.4/1.6l 16V | Delco | Multec 2 | | | R/W | OBD | |
| Opel | car | Astra F | 1.8/2.0l 16V | Siemens | Simtec 70 | | | R/W | OBD | |
| Opel | car | Astra F | 1.8/2.0l 16V | Siemens | Simtec 90 | | | R/W | OBD | |
| Opel | car | Astra F | 1.8/2.0l 16V | Siemens | VDO 71.1 | | | R/W | OBD | |
| Opel | car | Astra G | 1.4/1.6l 16V | Delco | Multec 2 | | | R/W | OBD | |
| Opel | car | Astra G | 2.0l 16V | Siemens | Simtec 56 | | | R/W | OBD | |

| | | | | | | | | | | | |
|------|-----|-------------|--------------------------|---------|-------------|---------------|------|-----|-------|------|--|
| Opel | car | Astra G | 1.2i 16V E3 | Bosch | M1.5.5 | | R/W | OBD | | | |
| Opel | car | Astra G | 2.0i 16V | Siemens | Simtec 70 | | R/W | OBD | | | |
| Opel | car | Astra G | 2.0i 16V | Siemens | Simtec 90 | | R/W | OBD | | | |
| Opel | car | Astra G | 2.0i 16V | Siemens | VDO 71.1 | | R/W | OBD | | | |
| Opel | car | Astra | 2.0i 16V E4 | Bosch | ME1.5.5 | | R/W | OBD | | | |
| Opel | car | Astra F | 1.7/2.0/2.2i 16V | Bosch | EDC15M | | R/W | OBD | | | |
| Opel | car | Astra G | 1.7/2.0/2.2i 16V | Bosch | EDC15M | | R/W | OBD | | | |
| Opel | car | Astra G | 1.7i CDTI 16V | Bosch | EDC15C7 | | R/W | OBD | | | |
| Opel | car | Astra G | 2.0/2.2i 16V | Bosch | PSG16 | | VR/W | OBD | | | |
| Opel | car | Astra F | 1.7i 16V DTI E2/E3/E4 | Delco | Y17DT | | R/W | OBD | | | |
| Opel | car | Astra | 1.7/1.9i 16V | Bosch | EDC16C9 | | VR/W | OBD | BENCH | JTAG | |
| Opel | car | Astra | 1.9 | Bosch | EDC16C39 | | R/W | OBD | BENCH | JTAG | |
| Opel | car | Astra | 1.6/1.8i 16V | siemens | Simtec 71.5 | | R/W | OBD | | | |
| Opel | car | Astra | 1.6/1.8i 16V | Siemens | Simtec 75 | | R/W | OBD | | | |
| Opel | car | Astra | 2.0i 16V | Bosch | ME7.6.2 | | R/W | OBD | | | |
| Opel | car | Astra G/H | 1.6i 16V | Delco | MT35 | | R/W | OBD | | | |
| Opel | car | Astra G/H | 1.7i 16V | Denso | - | SH7055 hybrid | R/W | OBD | | | |
| Opel | car | Astra H | 1.7i 16V | Denso | - | SH7058 | R/W | OBD | | | |
| Opel | car | Astra H/J | 1.7i 16V | Denso | - | SH7059 | R/W | OBD | | | |
| Opel | car | Astra J | 1.4i 16V | Delco | E78 | | R/W | OBD | BENCH | | |
| Opel | car | Astra J | 1.4/1.6i 16V | Delco | E83 | | R/W | OBD | BENCH | JTAG | |
| Opel | car | Astra J | 1.6/2.0i Turbo | Delco | E39A | | R/W | OBD | BENCH | | |
| Opel | car | Astra K | 1.0 12V | Delco | E80 | | R/W | OBD | BENCH | | |
| Opel | car | Astra K | 1.4i Turbo | Delco | E80 | | R/W | OBD | BENCH | | |
| Opel | car | Astra K | 1.6i Turbo | Delco | E80 | | R/W | OBD | BENCH | | |
| Opel | car | Astra J | 1.7i CDTI | Delco | E87 | | R/W | OBD | BENCH | | |
| Opel | car | Astra J | 1.6i CDTI | Delco | E98 | | R/W | OBD | BENCH | | |
| Opel | car | Cascada | 1.6i Turbo EcoFlex | Delco | E39A | | R/W | OBD | BENCH | | |
| Opel | car | Combo | 1.3i MJD | Marelli | 6J | | R/W | OBD | BENCH | JTAG | |
| Opel | car | Combo | 1.3i MJD+ | Marelli | 6O2 | | R/W | OBD | BENCH | JTAG | |
| Opel | car | Combo | 1.3i MJD+ | Marelli | 6O3 | | R/W | OBD | BENCH | JTAG | |
| Opel | car | Combo | 1.3i 8F | Marelli | 8F | | R/W | OBD | BENCH | JTAG | |
| Opel | car | Combo | 1.5 Ecotec 102/130cv | Bosch | MD1CS003 | TC298 | R/W | OBD | BENCH | | |
| Opel | car | Combo | 1.7 | Delco | E2 | AURIX | R/W | OBD | | | |
| Opel | car | Corsa | 1.0/1.2i | Bosch | M1.5.5 | | R/W | OBD | | | |
| Opel | car | Corsa | 1.0/1.2i 16V | Bosch | ME1.5.5 | | R/W | OBD | | | |
| Opel | car | Corsa | 1.0/1.2/1.4i 16V | Bosch | ME7.6.1 | | R/W | OBD | | | |
| Opel | car | Corsa | 1.0/1.2/1.4i 16V | Bosch | ME7.6.2 | | R/W | OBD | | | |
| Opel | car | Corsa | 1.4i 16V | Delco | Multec 1 | | W | OBD | | | |
| Opel | car | Corsa | 1.4i 16V | Delco | Multec 2 | | R/W | OBD | | | |
| Opel | car | Corsa | 1.4i 16V | Delco | Multec 3 | | R/W | OBD | | | |
| Opel | car | Corsa | 1.3i MJD | Marelli | 6J | | R/W | OBD | BENCH | JTAG | |
| Opel | car | Corsa | 1.3i MJD+ | Marelli | 6F3 | | R/W | OBD | | JTAG | |
| Opel | car | Corsa | 1.7i 16V E2/E3/E4 | Delco | Y17DT | | R/W | OBD | | | |
| Opel | car | Corsa C | 1.7i CDTI | Denso | - | SH7055 hybrid | R/W | OBD | | | |
| Opel | car | Corsa E | 1.2/1.4i 16V | Delco | E78 | | R/W | OBD | BENCH | | |
| Opel | car | Corsa D/E | 1.0/1.2/1.4/1.6i 16V | Delco | E83 | | R/W | OBD | BENCH | JTAG | |
| Opel | car | Corsa D | 1.7i CDTI | Delco | E87 | | R/W | OBD | BENCH | | |
| Opel | car | Corsa D | 1.7i CDTI | Denso | SH7058 | | R/W | OBD | | | |
| Opel | car | Corsa F | 1.5 Ecotec 100cv | Bosch | MD1CS003 | TC298 | R/W | OBD | BENCH | | |
| Opel | car | Corsa F | 1.2 T | Bosch | MG1CS032 | SPC58 | R/W | OBD | BENCH | | |
| Opel | car | Crossland X | 1.2 82cv | Valeo | V46.11 | | R/W | OBD | | | |
| Opel | car | Crossland X | 1.5 Ecotec 102/120/130cv | Bosch | MD1CS003 | TC298 | R/W | OBD | BENCH | | |
| Opel | car | Frontera | 2.2i 16V DTI | Bosch | EDC15M | | W | OBD | | | |
| Opel | car | Frontera | 2.2i 16V | Bosch | PSG16 | | VR/W | OBD | | | |
| Opel | car | Grandland X | 1.6 THP | Bosch | MG1CS042 | TC298 | R/W | OBD | BENCH | | |
| Opel | car | Insigna | 1.5/1.6 Turbo | Delco | E80 | | R/W | OBD | BENCH | | |
| Opel | car | Astra K | 1.6i CDTI | Delco | E98 | | R/W | OBD | BENCH | | |
| Opel | car | Insigna | 2.0i CDTI | Delco | E98 | | R/W | OBD | BENCH | | |
| Opel | car | Insigna | 1.6/2.0i Turbo | Delco | E39A | | R/W | OBD | BENCH | | |
| Opel | car | Insigna | 2.0 | Delphi | DCM7.1A | | R/W | OBD | | BOOT | |
| Opel | car | Meriva | 1.0/1.2i 16V | Bosch | ME1.5.5 | | R/W | OBD | | | |

WEBSITE:www.dfb-technology.com

Email:info@dfb-technology.com

Notice: Please send email to us for quotation if you want learn this tool

| | | | | | | | | | | |
|------|-----|----------------|------------------|---------------------|-------------|--------|------|-----|-------|-------|
| Opel | car | Meriva | 1.4l 16V | Bosch | ME7.6.2 | | R/W | OBD | | |
| Opel | car | Meriva | 1.4l 16V | Delco | Multec 3 | | R/W | OBD | | |
| Opel | car | Meriva | 1.6l 16V | Delco | MT35 | | R/W | OBD | | |
| Opel | car | Meriva | 1.3l MJD | Marelli | 6j | | R/W | OBD | BENCH | JTAG |
| Opel | car | Meriva | 1.3l MJD+ | Marelli | 603 | | R/W | OBD | BENCH | JTAG |
| Opel | car | Meriva | 1.7l 16V CDTI | Bosch | EDC15C7 | | R/W | OBD | | |
| Opel | car | Meriva | 1.7l 16V DTI | Delco | Y17DT | | R/W | OBD | | |
| Opel | car | Meriva | 1.4l 16V | Delco | E83 | | R/W | OBD | BENCH | JTAG |
| Opel | car | Meriva | 1.7l CDTI | Delco | E87 | | R/W | OBD | BENCH | |
| Opel | car | Meriva | 1.7l CDTI | Denso | - | SH7055 | R/W | OBD | | |
| Opel | car | Meriva | 1.7l CDTI | Denso | - | SH7058 | R/W | OBD | | |
| Opel | car | Meriva | 1.7l CDTI | Denso | - | SH7059 | R/W | OBD | | |
| Opel | car | Meriva | 1.8l 16V | Siemens | Simtec 71.5 | | R/W | OBD | | |
| Opel | car | Mokka | 1.4l 16V | Delco | E78 | | R/W | OBD | BENCH | |
| Opel | car | Mokka | 1.7l CDTI | Delco | E87 | | R/W | OBD | BENCH | |
| Opel | car | Mokka | 1.6l CDTI | Delco | E98 | | R/W | OBD | BENCH | |
| Opel | car | Mokka | 1.2 T | Bosch | MG1CS032 | SPC58 | ST | R/W | | BENCH |
| Opel | car | Movano | 2.2/2.5l HDI | Bosch | EDC15C2 | | R/W | OBD | | |
| Opel | car | Movano | 3.0l dCi | Bosch | EDC16C3 | | R/W | OBD | BENCH | JTAG |
| Opel | car | Movano | 2.0/2.5l DI E4 | Bosch | EDC16CP33 | | R/W | OBD | BENCH | JTAG |
| Opel | car | Movano | 2.0/2.5l DI E4 | Bosch | EDC16CP36 | | R/W | OBD | BENCH | JTAG |
| Opel | car | Movano | 2.3l dCi | Bosch | EDC17CP42 | | R/W | OBD | BENCH | BOOT |
| Opel | car | Movano | 2.3l dCi | Siemens Continental | SID309 | | R/W | OBD | | BOOT |
| Opel | car | Omega | 2.0/2.2l 16V DTI | Bosch | EDC15M | | W | OBD | | |
| Opel | car | Omega | 2.2l 16V | Bosch | PSG16 | | VR/W | OBD | | |
| Opel | car | Omega | 2.0l 16V | Siemens | Simtec 56 | | R/W | OBD | | |
| Opel | car | Omega | 2.0l 16V | Siemens | Simtec 70 | | R/W | OBD | | |
| Opel | car | Omega | 2.0l 16V | Siemens | Simtec 90 | | R/W | OBD | | |
| Opel | car | Signum | 1.9l 16V CDTI | Bosch | EDC16C9 | | VR/W | OBD | BENCH | JTAG |
| Opel | car | Signum | 1.9l 16V CDTI | Bosch | EDC16C39 | | R/W | OBD | BENCH | JTAG |
| Opel | car | Signum | 1.8l 16V | Siemens | Simtec 71.5 | | R/W | OBD | | |
| Opel | car | Signum | 1.8l 16V | Siemens | Simtec 75 | | R/W | OBD | | |
| Opel | car | Signum | 2.0/2.2l 16V | Bosch | PSG16 | | VR/W | OBD | | |
| Opel | car | Signum | 2.2l 16V | Delphi | Z22SE | | R/W | OBD | | |
| Opel | car | Signum | 2.2l 16V | Siemens | Simtec 81.1 | | R/W | OBD | | |
| Opel | car | Signum | 3.0l V6 CDTI | Denso | - | SH7058 | R/W | OBD | | |
| Opel | car | Sintra | 2.2l 16V | Bosch | EDC15M | | W | OBD | | |
| Opel | car | Speedster | 2.0l 16V Turbo | Bosch | M1.5.5 | | R/W | OBD | | |
| Opel | car | Speedster | 2.2l 16V | Delphi | Z22SE | | R/W | OBD | | |
| Opel | car | Tigra Twin Top | 1.3l MJD | Marelli | 6j | | R/W | OBD | BENCH | JTAG |
| Opel | car | Tigra Twin Top | 1.4l 16V | Bosch | ME7.6.2 | | R/W | OBD | | |
| Opel | car | Vectra B | 1.4/1.6l 16V | Delco | Multec 1 | | W | OBD | | |
| Opel | car | Vectra B | 1.4/1.6l 16V | Delco | Multec 2 | | R/W | OBD | | |
| Opel | car | Vectra C | 1.4/1.6l 16V | Delco | Multec 3 | | R/W | OBD | | |
| Opel | car | Vectra C | 1.6l 16V | Delco | MT35 | | R/W | OBD | | |
| Opel | car | Vectra C | 3.0l V6 CDTI | Denso | - | SH7058 | R/W | OBD | | |
| Opel | car | Vectra A | 1.8/2.0l 16V | Siemens | Simtec 56 | | R/W | OBD | | |
| Opel | car | Vectra A | 1.8/2.0l 16V | Siemens | Simtec 70 | | R/W | OBD | | |
| Opel | car | Vectra A | 1.8/2.0l 16V | Siemens | Simtec 90 | | R/W | OBD | | |
| Opel | car | Vectra B | 1.8/2.0l 16V | Siemens | Simtec 56 | | R/W | OBD | | |
| Opel | car | Vectra B | 1.8/2.0l 16V | Siemens | Simtec 70 | | R/W | OBD | | |
| Opel | car | Vectra B | 1.8/2.0l 16V | Siemens | Simtec 90 | | R/W | OBD | | |
| Opel | car | Vectra | 1.8l 16V | Siemens | Simtec 71.5 | | R/W | OBD | | |
| Opel | car | Vectra | 1.8/2.0l 16V | Siemens | Simtec 75 | | R/W | OBD | | |
| Opel | car | Vectra | 2.2l 16V | Siemens | Simtec 81.1 | | R/W | OBD | | |
| Opel | car | Vectra B | 1.7/2.0l 16V | Bosch | EDC15M | | W | OBD | | |
| Opel | car | Vectra C | 2.0l 16V | Bosch | EDC15M | | W | OBD | | |
| Opel | car | Vectra | 2.0/2.2l 16V | Bosch | PSG16 | | VR/W | OBD | | |
| Opel | car | Vectra | 1.9l CDTI | Bosch | EDC16C9 | | VR/W | OBD | BENCH | JTAG |
| Opel | car | Vectra | 1.9l CDTI | Bosch | EDC16C39 | | R/W | OBD | BENCH | JTAG |
| Opel | car | Vectra | 2.2l 16V | Delphi | Z22SE | | R/W | OBD | | |
| Opel | car | Vivaro | 1.9/2.5l 16V DTI | Bosch | EDC15C2 | | R/W | OBD | | |

WEBSITE:www.dfb-technology.com

Email:info@dfb-technology.com

Notice: Please send email to us for quotation if you want learn this tool

| | | | | | | | | | | | |
|------|-----|--------|-----------------------|---------------|--------------|---------------|-------------|------|------|-------|------|
| Opel | car | Vivaro | 1.9/2.5l 16V DTI | Bosch | EDC15C3 | | | R/W | OBD | | |
| Opel | car | Vivaro | 2.0/2.5l DI E4 | Bosch | EDC16CP33 | | | R/W | OBD | BENCH | JTAG |
| Opel | car | Vivaro | 2.0/2.5l DI E4 | Bosch | EDC16CP36 | | | R/W | OBD | BENCH | JTAG |
| Opel | car | Vivaro | 1.5 Turbo D 102/120cv | Bosch | MD1CS003 | TC298 | AURIX | R/W | | BENCH | |
| Opel | car | Vivaro | 2.0 / 2.3 CDTI | Bosch | EDC17C42 | | | R/W | OBD | BENCH | BOOT |
| Opel | car | Vivaro | 2.0 D | Delphi | DCM7.1A | | | R/W | | | BOOT |
| Opel | car | Vx220 | 2.2l 16V | Delphi | Z22SE | | | R/W | OBD | | |
| Opel | car | Zafira | 1.7l 16V E2/E3/E4 | Delco | Y17DT | | | R/W | OBD | | |
| Opel | car | Zafira | 1.7l 16V CDTI | Denso | - | SH7055 hybrid | | R/W | OBD | | |
| Opel | car | Zafira | 1.7l 16V CDTI | Denso | - | SH7058 | | R/W | OBD | | |
| Opel | car | Zafira | 1.7l 16V CDTI | Denso | - | SH7059 | | R/W | OBD | | |
| Opel | car | Zafira | 1.8/2.0l 16V | Siemens | Simtec 56 | | | R/W | OBD | | |
| Opel | car | Zafira | 1.8/2.0l 16V | Siemens | Simtec 70 | | | R/W | OBD | | |
| Opel | car | Zafira | 1.8/2.0l 16V | Siemens | Simtec 90 | | | R/W | OBD | | |
| Opel | car | Zafira | 1.6/1.8l 16V | Siemens | Simtec 75 | | | R/W | OBD | | |
| Opel | car | Zafira | 2.2l 16V | Siemens | Simtec 81.1 | | | R/W | OBD | | |
| Opel | car | Zafira | 1.6l 16V | Delco | MT35 | | | R/W | OBD | | |
| Opel | car | Zafira | 2.0l 16V DTI | Bosch | EDC15M | | | W | OBD | | |
| Opel | car | Zafira | 2.0l 16V Turbo | Bosch | ME1.5.5 | | | R/W | OBD | | |
| Opel | car | Zafira | 2.0l 16V | Bosch | ME7.6.2 | | | R/W | OBD | | |
| Opel | car | Zafira | 1.4l Turbo | Delco | E78 | | | R/W | OBD | BENCH | |
| Opel | car | Zafira | 1.6l Turbo | Delco | E39A | | | R/W | OBD | BENCH | |
| Opel | car | Zafira | 1.6l CDTI | Delco | E98 | | | R/W | OBD | BENCH | |
| Opel | car | Zafira | 1.9l 16V CDTI | Bosch | EDC16C9 | | | VR/W | OBD | BENCH | JTAG |
| Opel | car | Zafira | 1.9l 16V | Bosch | EDC16C39 | | | R/W | OBD | BENCH | JTAG |
| Opel | car | Zafira | 2.0/2.2l 16V | Bosch | PSG16 | | | VR/W | OBD | | |
| Opel | car | Zafira | 2.2l 16V | Delphi | Z22SE | | | R/W | OBD | | |
| Opel | car | Zafira | 2.0 | Delphi | DCM7.1A | | | R/W | | | BOOT |
| Opel | car | | | Marelli | MJD 602.A6 | MPC563/4 | M58BW016DB | R/W | JTAG | | JTAG |
| Opel | car | | | Bosch | EDC16C8 | MPC555/556 | EEPROM | R/W | | BENCH | JTAG |
| Opel | car | | | Bosch | EDC16C39 | MPC561/562 | EEPROM | R/W | | BENCH | JTAG |
| Opel | car | | | Bosch | ME9.x | MPC561/562 | EEPROM | R/W | | BENCH | JTAG |
| Opel | car | | | Bosch | MED9.6 | MPC561/562 | EEPROM | R/W | | BENCH | JTAG |
| Opel | car | | | Bosch | EDC16CP33 | MPC561/562 | EEPROM | R/W | | BENCH | JTAG |
| Opel | car | | | Mitsubishi | E6T900 | | | R/W | | BENCH | |
| Opel | car | | | Bosch | EDC17C11 | TC1766 | EEPROM | R/W | | BENCH | BOOT |
| Opel | car | | | Bosch | EDC17C18 | TC1766 | EEPROM | R/W | | BENCH | BOOT |
| Opel | car | | | Bosch | EDC17C19 | TC1792 | EEPROM | R/W | | BENCH | BOOT |
| Opel | car | | | Bosch ACDelco | EDC17C42 | TC1767 | EEPROM | R/W | | BENCH | BOOT |
| Opel | car | | | Bosch | EDC17C59 | TC1767 | EEPROM | R/W | | BENCH | BOOT |
| Opel | car | | | Bosch | EDC17C60 | TC1793 | EEPROM | R/W | | BENCH | BOOT |
| Opel | car | | | Bosch | EDC17C84 | TC1782 | EEPROM | R/W | | BENCH | BOOT |
| Opel | car | | | Bosch ACDelco | EDC17CP47 | TC1797 | EEPROM | R/W | | BENCH | BOOT |
| Opel | car | | | Bosch | EDC15C7 | C167 | 29F400 | R/W | | | BOOT |
| Opel | car | | | Bosch | ME7.6.2 | ST10 | | R/W | | | BOOT |
| Opel | car | | | Bosch | ME7.6.3 | ST10 | | R/W | | | BOOT |
| Opel | car | | | Bosch | ME7.6.4 | ST10F275 | | R/W | | | BOOT |
| Opel | car | | | Bosch | ME7.9.9 | ST10F275 | | R/W | | | BOOT |
| Opel | car | | | Trionic | Trionic 5 | MC68332ACFC16 | - | R/W | | BDM | |
| Opel | car | | | Trionic | Trionic 7 | - | - | R/W | | BDM | |
| Opel | car | | | Trionic | Trionic 8 | XC68377GMZP33 | AM29BL802CB | R/W | | BDM | |
| Opel | car | | | Delco | E83 | MPC55xx | EEPROM | R/W | OBD | BENCH | JTAG |
| Opel | TCU | Agila | MTA | Bosch | EASYTRONIC | | | | | | BOOT |
| Opel | TCU | Antara | | Bosch | EASYTRONIC | | | | | | BOOT |
| Opel | TCU | Antara | HYDRA MATIC | Ac Delco | 6Txx | | | | | BENCH | |
| Opel | TCU | Astra | | Bosch | EASYTRONIC | | | | | | BOOT |
| Opel | TCU | Astra | | Marelli | EASYTRONIC2 | | | | | | BOOT |
| Opel | TCU | Astra | HYDRA MATIC | Ac Delco | 6Txx | | | | | BENCH | |
| Opel | TCU | Corsa | | Bosch | EASYTRONIC | | | | | | BOOT |
| Opel | TCU | Corsa | | Marelli | EASYTRONIC 2 | | | | | | BOOT |
| Opel | TCU | Meriva | | Bosch | EASYTRONIC | | | | | | BOOT |
| Opel | TCU | Meriva | | Marelli | EASYTRONIC 2 | | | | | | BOOT |

| | | | | | | | | | | | | |
|---------------|---------|-----------|--------------------|----------|--------------------|-----------------------------|-----------------|-----|--------|------|-------|------------------------|
| Opel | TCU | Mokka | HYDRA MATIC | Ac Delco | 6Txx | | | | | | BENCH | |
| Opel | TCU | Signum | | Bosch | EASYTRONIC | | | | | | | BOOT |
| Opel | TCU | Tigra | | Bosch | EASYTRONIC | | | | | | | BOOT |
| Opel | TCU | Vectra | | Bosch | EASYTRONIC | | | | | | | BOOT |
| Opel | TCU | Zafira | HYDRA MATIC | Ac Delco | 6Txx | | | | | | | BENCH |
| Opel | car | | | Marelli | 6JF | MPC555/6 | | R/W | | OBD | BENCH | JTAG |
| Opel - Saab | car | | | Bosch | EDC16 | MPC555/6 | Am29BL802C | R/W | | | BENCH | JTAG |
| Opel - Suzuki | car | | | Marelli | MJD602.M1 - 603.S3 | MPC563/4 | M58BW016DB | R/W | | JTAG | | JTAG |
| Opel GM | car | | | Bosch | EDC15C3 | C167 29F400BT | EEPROM 95P08 | R/W | K-line | | BENCH | |
| Opel GM | car | | | Bosch | EDC15C7 | C167 29F400BT | EEPROM | R/W | K-line | | BENCH | |
| Opel GM | car | | | Bosch | ME1.5.5 | C167 29F400BB | EEPROM | R/W | K-line | | BENCH | |
| Opel GM | car | | | Bosch | ME7.6H4 | C167 29F400BB | EEPROM | R/W | K-line | | BENCH | |
| Opel GM | car | | | Bosch | ME7.6.1 | ST10F275 | EEPROM 95080 | R/W | K-line | | BENCH | |
| Opel GM | car | | | Bosch | ME7.6.1 | C167 29F800BB | EEPROM 95080 | R/W | K-line | | BENCH | |
| Opel GM | car | | | Bosch | ME7.6.2 | ST10F275 | EEPROM | R/W | K-line | | BENCH | |
| Opel GM | car | | | Bosch | ME7.6.3 | ST10F275 | EEPROM | R/W | K-line | | BENCH | |
| Opel GM | car | | | Delco | E83 | MPC5565 | EEPROM emulated | R/W | CAN | OBD | BENCH | JTAG |
| Opel GM | car | | | Delco | E87 | MPC5565 | EEPROM emulated | R/W | CAN | OBD | BENCH | |
| Opel GM | car | | | Delco | E98 | MPC5674 | EEPROM emulated | R/W | CAN | OBD | BENCH | |
| Opel GM | car | | | Denso | Hybrid | RENASAS SH7055 | EEPROM | R/W | K-line | | BENCH | READ JTAG / WRITE BOOT |
| Opel GM | car | | | Denso | Hybrid | RENASAS SH7055 | EEPROM | R/W | CAN | | BENCH | READ JTAG / WRITE BOOT |
| Opel GM | car | | | Denso | MB275800 | RENASAS SH7058 / 7059 | EEPROM | R/W | CAN | | BENCH | READ JTAG / WRITE BOOT |
| Opel GM | car | | | Marelli | 6J0 | MPC555 | EEPROM | R/W | K-line | OBD | BENCH | JTAG |
| Opel GM | car | | | Marelli | 603 | MPC563/M58VW016xB/S29CL016x | EEPROM 95320 | R/W | K-line | OBD | BENCH | JTAG |
| Opel GM | car | | | Marelli | 603 | MPC563/M58VW016xB/S29CL016x | EEPROM 95320 | R/W | CAN | OBD | BENCH | JTAG |
| Opel GM | car | | | Marelli | 8F | MPC5565 | EEPROM 95640 | R/W | K-line | OBD | BENCH | JTAG |
| Opel GM | car | | | Siemens | Simtec 70 | C167 29F010 | EEPROM 93C66 | R/W | K-line | | BENCH | |
| Opel GM | car | | | Siemens | Simtec 71.6 | C167 29F400BT | EEPROM emulated | R/W | CAN | | BENCH | |
| Opel GM | car | | | Siemens | Simtec 75.1 | C167 29F400BT | EEPROM emulated | R/W | CAN | | BENCH | |
| Opel GM | car | | | Siemens | Simtec 75.5 | C167 29F400BT | EEPROM emulated | R/W | CAN | | BENCH | |
| Opel GM | car | | | Siemens | Simtec 81.1 | C167 29F400BT | EEPROM emulated | R/W | CAN | | BENCH | |
| Oxbo | tractor | Harvester | 9.6 | Bosch | EDC7UC31 | | | R/W | | OBD | BENCH | JTAG |
| Oxbo | car | | | Bosch | EDC7UC31 | MPC561/562 | EEPROM | R/W | | | BENCH | JTAG |
| Peugeot | car | ALL | ALL | Bosch | EDC17 | | | R/W | | | BENCH | BOOT |
| Peugeot | car | 106 | 1.1l 8V E2 | Bosch | M7.4.4 | | | R/W | | OBD | | |
| Peugeot | car | 107 | 1.0l L3 E4 | Bosch | ME7.9.5 | | | R/W | | OBD | | BOOT |
| Peugeot | car | 108 | 1.2 PureTech | Valeo | V46.11 | SH72544 | RENASAS | R/W | | OBD | | |
| Peugeot | car | 1007 | 1.2/1.4/1.6l 8V | Sagem | Sagem 2000 | | | R/W | | OBD | | |
| Peugeot | car | 1007 | 1.4l HDI | Siemens | SID804 | | | R/W | | OBD | BENCH | BOOT |
| Peugeot | car | 1007 | 1.4l HDI | Siemens | SID806 | | | R/W | | OBD | BENCH | BOOT |
| Peugeot | car | 1007 | 1.6l 16V | Bosch | ME7.4.5 | | | R/W | | OBD | | |
| Peugeot | car | 206 | 1.2/1.4/1.6l E3/E4 | Sagem | Sagem 2000 | | | R/W | | OBD | | |
| Peugeot | car | 206 | 1.4l HDI | Siemens | SID804 | | | R/W | | OBD | BENCH | BOOT |
| Peugeot | car | 206 | 1.4/2.0l 16V GTI | Marelli | 6LPA | | | R/W | | OBD | | BOOT |
| Peugeot | car | 206 | 1.4/2.0l 16V GTI | Marelli | 6LPC | | | R/W | | OBD | | BOOT |
| Peugeot | car | 206 | 1.4/1.6l 16V HDI | Bosch | EDC16C0 | | | R/W | | OBD | BENCH | JTAG |
| Peugeot | car | 206 | 1.4/1.6l 16V HDI | Bosch | EDC16C8 | | | R/W | | OBD | BENCH | JTAG |
| Peugeot | car | 206 | 1.4/1.6l 16V HDI | Bosch | EDC16C3 | | | R/W | | OBD | BENCH | JTAG |
| Peugeot | car | 206 | 1.4/1.6l 16V HDI | Bosch | EDC16C9 | | | R/W | | OBD | BENCH | JTAG |
| Peugeot | car | 206 | 1.4/1.6l 16V HDI | Bosch | EDC16C34 | | | R/W | | OBD | BENCH | JTAG |
| Peugeot | car | 206 | 1.6l 16V E3 | Marelli | 48P | | | W | | OBD | | |
| Peugeot | car | 206 | 1.6/2.0l 16V E4 | Marelli | 48P2 | | | R/W | | OBD | | |
| Peugeot | car | 206 | 1.1/1.4l 8V | Valeo | Johnson | | | R/W | | OBD | | |
| Peugeot | car | 206 | 1.6l 16V E3 | Bosch | ME7.4.4 | | | R/W | | OBD | | |
| Peugeot | car | 206 | 1.6l 16V E4 | Bosch | ME7.4.5 | | | R/W | | OBD | | |
| Peugeot | car | 206 | 2.0l HDI | Bosch | EDC15C2 | | | R/W | | OBD | | |
| Peugeot | car | 206 | 2.0l HDI | Siemens | SID801 | | | R/W | | OBD | BENCH | BOOT |
| Peugeot | car | 206 | 2.0l HDI | Siemens | SID801A | | | R/W | | OBD | BENCH | BOOT |
| Peugeot | car | 206 | 2.0l HDI | Siemens | SID802 | | | R/W | | OBD | BENCH | BOOT |
| Peugeot | car | 206 Plus | 1.4/1.6l HDI | Bosch | EDC17C10 | | | W | | OBD | BENCH | BOOT |
| Peugeot | car | 207 | 1.4/1.6l HDI FAP | Bosch | EDC16C34 | | | R/W | | OBD | BENCH | JTAG |
| Peugeot | car | 207 | 1.6l HDI | Siemens | SID807 | | | R | | OBD | | BOOT |

WEBSITE:www.dfb-technology.com

Email:info@dfb-technology.com

Notice: Please send email to us for quotation if you want learn this tool

| | | | | | | | | | | | |
|---------|-----|------|----------------------|---------|------------|---------|---------|-----|-----|-------|-------------|
| Peugeot | car | 207 | 1.1/1.4l 8V | Valeo | Johnson | | | R/W | OBD | | |
| Peugeot | car | 207 | 1.4/2.0l 16V | Marelli | 6LPA | | | R/W | OBD | | BOOT |
| Peugeot | car | 207 | 1.4/2.0l 16V | Marelli | 6LPC | | | R/W | OBD | | BOOT |
| Peugeot | car | 207 | 2.0l 16V | Marelli | 6KPB | | | R/W | OBD | | BOOT |
| Peugeot | car | 207 | 1.6l 16V E4 | Bosch | ME7.4.5 | | | R/W | OBD | | |
| Peugeot | car | 207 | 1.6l 16V | Bosch | MED17.4 | | | R/W | OBD | | |
| Peugeot | car | 208 | 1.2 PureTech | Valeo | V46.11 | SH72544 | RENASAS | R/W | OBD | | |
| Peugeot | car | 208 | 1.4/1.6l HDI | Bosch | EDC17C10 | | | W | OBD | BENCH | BOOT |
| Peugeot | car | 208 | 1.6l HDI | Siemens | SID807 | | | R | OBD | | BOOT |
| Peugeot | car | 208 | 1.5 100cv | Bosch | MD1CS003 | TC298 | AURIX | R/W | | BENCH | |
| Peugeot | car | 208 | 1.2 THP Puretech GPF | Bosch | MG1CS032 | SPC58 | ST | R/W | | BENCH | |
| Peugeot | car | 2008 | 1.2 PureTech | Valeo | V46.11 | SH72544 | RENASAS | R/W | OBD | | |
| Peugeot | car | 2008 | 1.5 100cv | Bosch | MD1CS003 | TC298 | AURIX | R/W | | BENCH | |
| Peugeot | car | 2008 | 1.2 THP Puretech GPF | Bosch | MG1CS032 | SPC58 | ST | R/W | | BENCH | |
| Peugeot | car | 301 | 1.2 PureTech | Valeo | V46.11 | SH72544 | RENASAS | R/W | OBD | | |
| Peugeot | car | 306 | 1.2/1.4/1.6l | Sagem | Sagem 2000 | | | R/W | OBD | | |
| Peugeot | car | 306 | 1.6l 16V E3 | Marelli | 48P | | | W | OBD | | |
| Peugeot | car | 306 | 1.6l 16V E4 | Marelli | 48P2 | | | R/W | OBD | | |
| Peugeot | car | 306 | 1.6l 16V E3 | Bosch | ME7.4.4 | | | R/W | OBD | | |
| Peugeot | car | 306 | 2.0l HDI | Siemens | SID801 | | | R/W | OBD | BENCH | BOOT |
| Peugeot | car | 306 | 2.0l HDI | Siemens | SID801A | | | R/W | OBD | BENCH | BOOT |
| Peugeot | car | 306 | 2.0l HDI | Siemens | SID802 | | | R/W | OBD | BENCH | BOOT |
| Peugeot | car | 306 | 2.0l HDI | Bosch | EDC15C2 | | | R/W | OBD | | |
| Peugeot | car | 307 | 1.2/1.4/1.6l | Sagem | Sagem 2000 | | | R/W | OBD | | |
| Peugeot | car | 307 | 1.4/1.6l 16V HDI | Bosch | EDC16C0 | | | R/W | OBD | BENCH | JTAG |
| Peugeot | car | 307 | 1.4/1.6l 16V HDI | Bosch | EDC16C8 | | | R/W | OBD | BENCH | JTAG |
| Peugeot | car | 307 | 1.4/1.6l 16V HDI | Bosch | EDC16C3 | | | R/W | OBD | BENCH | JTAG |
| Peugeot | car | 307 | 1.4/1.6l 16V HDI | Bosch | EDC16C9 | | | R/W | OBD | BENCH | JTAG |
| Peugeot | car | 307 | 1.4/1.6l 16V HDI FAP | Bosch | EDC16C34 | | | R/W | OBD | BENCH | JTAG |
| Peugeot | car | 307 | 1.6l 16V | Bosch | ME7.4.5 | | | R/W | OBD | | |
| Peugeot | car | 307 | 2.0l HDI | Siemens | SID801 | | | R/W | OBD | BENCH | BOOT |
| Peugeot | car | 307 | 2.0l HDI | Siemens | SID801A | | | R/W | OBD | BENCH | BOOT |
| Peugeot | car | 307 | 2.0l HDI | Siemens | SID802 | | | R/W | OBD | BENCH | BOOT |
| Peugeot | car | 307 | 2.0l HDI | Siemens | SID803 | | | W | OBD | BENCH | JTAG |
| Peugeot | car | 307 | 2.0l HDI | Siemens | SID803A | | | R/W | OBD | BENCH | JTAG |
| Peugeot | car | 307 | 2.0l HDI | Bosch | EDC15C2 | | | R/W | OBD | | |
| Peugeot | car | 307 | 2.0l 16V GTI | Marelli | 6LPA | | | R/W | OBD | | BOOT |
| Peugeot | car | 307 | 2.0l 16V GTI | Marelli | 6LPC | | | R/W | OBD | | BOOT |
| Peugeot | car | 3008 | 1.6l 16V HDI | Bosch | EDC16C34 | | | R/W | OBD | BENCH | JTAG |
| Peugeot | car | 3008 | 1.6l HDI | Siemens | SID807 | | | R | OBD | | BOOT |
| Peugeot | car | 3008 | 2.0l HDI | Delphi | DCM3.4 | | | R/W | OBD | | |
| Peugeot | car | 3008 | 2.0l HDI | Delphi | DCM3.5 | | | R/W | OBD | | |
| Peugeot | car | 3008 | 2.0l BlueHDI | Delphi | DCM6.2A | SPC5674 | | R/W | OBD | | BOOT + JTAG |
| Peugeot | car | 3008 | 1.5 130cv | Bosch | MD1CS003 | TC298 | AURIX | R/W | | BENCH | |
| Peugeot | car | 3008 | 1.6 THP | Bosch | MG1CS042 | TC298 | AURIX | R/W | | BENCH | |
| Peugeot | car | 3008 | 2.0 HDI | DELPHI | DCM7.1A | | | R/W | | | BOOT |
| Peugeot | car | 308 | 1.2 PureTech | Valeo | V46.11 | SH72544 | RENASAS | R/W | OBD | | |
| Peugeot | car | 308 | 1.6l 16V HDI | Bosch | EDC16C34 | | | R/W | OBD | BENCH | JTAG |
| Peugeot | car | 308 | 1.6l 16V HDI | Bosch | EDC17C10 | | | W | OBD | BENCH | BOOT |
| Peugeot | car | 308 | 1.6l HDI | Siemens | SID807 | | | R | OBD | | BOOT |
| Peugeot | car | 308 | 2.0l HDI | Delphi | DCM3.4 | | | R/W | OBD | | |
| Peugeot | car | 308 | 2.0l BlueHDI | Delphi | DCM6.2A | SPC5674 | | R/W | OBD | | BOOT + JTAG |
| Peugeot | car | 308 | 2.0l 16V | Marelli | 6KPB | | | R/W | OBD | | BOOT |
| Peugeot | car | 308 | 1.6l 16V | Bosch | MED17.4 | | | R/W | OBD | | |
| Peugeot | car | 308 | 1.5 100/130cv | Bosch | MD1CS003 | TC298 | AURIX | R/W | | BENCH | |
| Peugeot | car | 308 | 2.0 HDI | DELPHI | DCM7.1A | | | R/W | | | BOOT |
| Peugeot | car | 405 | 1.1l 8V | Bosch | M7.4.4 | | | R/W | OBD | | |
| Peugeot | car | 406 | 1.6l 16V E3 | Marelli | 48P | | | W | OBD | | |
| Peugeot | car | 406 | 1.6l 16V E4 | Marelli | 48P2 | | | R/W | OBD | | |
| Peugeot | car | 406 | 2.0l HDI | Siemens | SID801 | | | R/W | OBD | BENCH | BOOT |
| Peugeot | car | 406 | 2.0l HDI | Siemens | SID801A | | | R/W | OBD | BENCH | BOOT |
| Peugeot | car | 406 | 2.0l HDI | Siemens | SID802 | | | R/W | OBD | BENCH | BOOT |

WEBSITE:www.dfb-technology.com

Email:info@dfb-technology.com

Notice: Please send email to us for qutation if you want learn this tool

| | | | | | | | | | | |
|---------|-----|---------|------------------|---------|-----------|---------|-----|-----|-------|-------------|
| Peugeot | car | 406 | 2.0/2.2I HDI | Bosch | EDC15C2 | | R/W | OBD | | |
| Peugeot | car | 406 | 2.0I 16V E3 | Bosch | ME7.4.4 | | R/W | OBD | | |
| Peugeot | car | 4007 | 2.2I 16V HDI | Bosch | EDC16CP39 | | R/W | OBD | BENCH | JTAG |
| Peugeot | car | 4008 | 1.8I TD | Denso | | SH7058 | R/W | OBD | | |
| Peugeot | car | 407 | 1.6I HDI | Bosch | EDC16C0 | | R/W | OBD | BENCH | JTAG |
| Peugeot | car | 407 | 1.6I HDI | Bosch | EDC16C8 | | R/W | OBD | BENCH | JTAG |
| Peugeot | car | 407 | 1.6I HDI | Bosch | EDC16C3 | | R/W | OBD | BENCH | JTAG |
| Peugeot | car | 407 | 1.6I HDI | Bosch | EDC16C9 | | R/W | OBD | BENCH | JTAG |
| Peugeot | car | 407 | 1.6I HDI FAP | Bosch | EDC16C34 | | R/W | OBD | BENCH | JTAG |
| Peugeot | car | 407 | 1.6I 16V | Bosch | ME7.4.5 | | R/W | OBD | | |
| Peugeot | car | 407 | 3.0I V6 | Bosch | ME7.4.7 | | R/W | OBD | | |
| Peugeot | car | 407 | 2.0I HDI | Siemens | SID803 | | W | OBD | BENCH | JTAG |
| Peugeot | car | 407 | 2.0I HDI | Siemens | SID803A | | R/W | OBD | BENCH | JTAG |
| Peugeot | car | 407 | 2.0I 16V GTI | Marelli | 6LPA | | R/W | OBD | | BOOT |
| Peugeot | car | 407 | 2.0I 16V GTI | Marelli | 6LPC | | R/W | OBD | | BOOT |
| Peugeot | car | 407 | 2.0I 16V GTI | Marelli | 6KPB | | R/W | OBD | | BOOT |
| Peugeot | car | 407 | 2.0I HDI | Delphi | DCM3.4 | | R/W | OBD | | |
| Peugeot | car | 407 | 2.2I HDI | Bosch | EDC16CP39 | | R/W | OBD | BENCH | JTAG |
| Peugeot | car | 407 | 2.7 HDI 16V | Siemens | SID201 | | W | OBD | | JTAG |
| Peugeot | car | 508 | 2.0I HDI | Delphi | DCM3.4 | | R/W | OBD | | |
| Peugeot | car | 508 | 1.6I HDI | Siemens | SID807 | | R | OBD | | BOOT |
| Peugeot | car | 508 | 2.0I HDI | Delphi | DCM3.5 | | R/W | OBD | | |
| Peugeot | car | 508 | 2.0I BlueHDI | Delphi | DCM6.2A | SPC5674 | R/W | OBD | | BOOT + JTAG |
| Peugeot | car | 508 | 1.5 130cv | Bosch | MD1CS003 | TC298 | R/W | | BENCH | |
| Peugeot | car | 508 | 1.6 THP | Bosch | MG1CS042 | TC298 | R/W | | BENCH | |
| Peugeot | car | 5008 | 1.6I 16V HDI | Bosch | EDC16C34 | | R/W | OBD | BENCH | JTAG |
| Peugeot | car | 5008 | 1.6I 16V HDI | Siemens | SID807 | | R | OBD | | BOOT |
| Peugeot | car | 5008 | 2.0I HDI | Delphi | DCM3.4 | | R/W | OBD | | |
| Peugeot | car | 5008 | 2.0I HDI | Delphi | DCM3.5 | | R/W | OBD | | |
| Peugeot | car | 5008 | 2.0I BlueHDI | Delphi | DCM6.2A | SPC5674 | R/W | OBD | | BOOT + JTAG |
| Peugeot | car | 5008 | 1.5 130cv | Bosch | MD1CS003 | TC298 | R/W | | BENCH | |
| Peugeot | car | 5008 | 2.0 HDI | DELPHI | DCM7.1A | | R/W | | | BOOT |
| Peugeot | car | 607 | 2.0/2.2I HDI | Bosch | EDC15C2 | | R/W | OBD | | |
| Peugeot | car | 607 | 2.0I HDI E3 | Siemens | SID803 | | W | OBD | BENCH | JTAG |
| Peugeot | car | 607 | 2.0I HDI E4 | Siemens | SID803A | | R/W | OBD | BENCH | JTAG |
| Peugeot | car | 607 | 2.7I HDI E4 | Siemens | SID201 | | W | OBD | | JTAG |
| Peugeot | car | 607 | 3.0I V6 | Bosch | ME7.4.4 | | R/W | OBD | | |
| Peugeot | car | 607 | 3.0I V6 | Bosch | ME7.4.7 | | R/W | OBD | | |
| Peugeot | car | 807 | 2.0/2.2I HDI | Bosch | EDC15C2 | | R/W | OBD | | |
| Peugeot | car | 807 | 2.0I HDI | Delphi | DCM3.5 | | R/W | OBD | | |
| Peugeot | car | 807 | 2.0I HDI | Siemens | SID803A | | R/W | OBD | BENCH | JTAG |
| Peugeot | car | 807 | 3.0I V6 | Bosch | ME7.4.4 | | R/W | OBD | | |
| Peugeot | car | Bipper | 1.4I 8V | Valeo | Johnson | | R/W | OBD | | |
| Peugeot | car | Bipper | 1.4I HDI | Bosch | EDC16C34 | | W | OBD | BENCH | JTAG |
| Peugeot | car | Bipper | 1.4/1.6I HDI | Bosch | EDC17C10 | | W | OBD | BENCH | BOOT |
| Peugeot | car | Boxer | 2.0I HDI | Bosch | EDC15C2 | | R/W | OBD | | |
| Peugeot | car | Boxer | 2.0I HDI | Bosch | EDC15C7 | | R/W | OBD | | |
| Peugeot | car | Boxer | 2.2I HDI | Visteon | DCU102 | | R/W | OBD | | BOOT |
| Peugeot | car | Boxer | 3.0I HDI | Bosch | EDC16C39 | | R/W | OBD | BENCH | JTAG |
| Peugeot | car | Boxer | 2.0I BlueHDI | Delphi | DCM6.2A | SPC5674 | R/W | OBD | | BOOT + JTAG |
| Peugeot | car | Boxer | 2.0I BlueHDI | Delphi | DCM6.2C | SPC5674 | R/W | OBD | | BOOT + JTAG |
| Peugeot | car | Boxer | 2.2I BlueHDI | Delphi | DCM7.1B | | R/W | | | BOOT |
| Peugeot | car | Expert | 2.0I HDI | Bosch | EDC15C2 | | R/W | OBD | | |
| Peugeot | car | Expert | 1.6I 16V HDI FAP | Bosch | EDC16C34 | | R/W | OBD | BENCH | JTAG |
| Peugeot | car | Expert | 2.0I HDI | Siemens | SID803A | | R/W | OBD | BENCH | JTAG |
| Peugeot | car | Expert | 2.0I HDI | Delphi | DCM3.5 | | R/w | OBD | | |
| Peugeot | car | Expert | 1.6I HDI | Bosch | EDC17C10 | | W | OBD | BENCH | BOOT |
| Peugeot | car | Expert | 1.5 120cv | Bosch | MD1CS003 | TC298 | R/W | | BENCH | |
| Peugeot | car | Expert | 2.0I BlueHDI | Delphi | DCM6.2A | SPC5674 | R/W | OBD | | BOOT + JTAG |
| Peugeot | car | Expert | 2.0I BlueHDI | Delphi | DCM6.2C | SPC5674 | R/W | OBD | | BOOT + JTAG |
| Peugeot | car | Expert | 2.0I BlueHDI | Delphi | DCM7.1A | | R/W | | | BOOT |
| Peugeot | car | Manager | 2.0I BlueHDI | Delphi | DCM6.2A | SPC5674 | R/W | OBD | | BOOT + JTAG |

| | | | | | | | | | | |
|---------|-----|-----------|------------------|---------|-----------------|-----------------------------|--------------|-----|-----------|------------------------------|
| Peugeot | car | Manager | 2.0l BlueHDI | Delphi | DCM6.2C | SPC5674 | | R/W | OBD | BOOT + JTAG |
| Peugeot | car | Partner | 1.6l 16V HDI | Bosch | EDC16C0 | | | R/W | OBD BENCH | JTAG |
| Peugeot | car | Partner | 1.6l 16V HDI | Bosch | EDC16C8 | | | R/W | OBD BENCH | JTAG |
| Peugeot | car | Partner | 1.6l 16V HDI | Bosch | EDC16C3 | | | R/W | OBD BENCH | JTAG |
| Peugeot | car | Partner | 1.6l 16V HDI | Bosch | EDC16C9 | | | R/W | OBD BENCH | JTAG |
| Peugeot | car | Partner | 1.6l 16V HDI FAP | Bosch | EDC16C34 | | | R/W | OBD BENCH | JTAG |
| Peugeot | car | Partner | 2.0l HDI | Bosch | EDC15C2 | | | R/W | OBD | |
| Peugeot | car | Partner | 2.0l HDI | Siemens | SID801 | | | R/W | OBD BENCH | BOOT |
| Peugeot | car | Partner | 1.6l 16v | Bosch | ME7.4.4 | | | R/W | OBD | |
| Peugeot | car | Partner | 1.5 75/100/130cv | Bosch | MD1CS003 | TC298 | AURIX | R/W | | BENCH |
| Peugeot | car | Ranch | 1.6l 16V | Bosch | ME7.4.5 | | | R/W | OBD | |
| Peugeot | car | Ranch | 1.6l 16V HDI FAP | Bosch | EDC16C34 | | | R/W | OBD BENCH | JTAG |
| Peugeot | car | Ranch | 2.0l HDI | Siemens | SID801 | | | R/W | OBD BENCH | BOOT |
| Peugeot | car | RCZ | 2.0l HDI | Delphi | DCM3.5 | | | R/W | OBD | |
| Peugeot | car | Rifter | 1.5 75/100/130cv | Bosch | MD1CS003 | TC298 | AURIX | R/W | | BENCH |
| Peugeot | car | Traveller | 1.5 120cv | Bosch | MD1CS003 | TC298 | AURIX | R/W | | BENCH |
| Peugeot | car | Traveller | 2.0l HDI | Delphi | DCM6.2A | SPC5674 | | R/W | OBD | BOOT + JTAG |
| Peugeot | car | Traveller | 2.0l HDI | Delphi | DCM7.1A | | | R/W | | BOOT |
| Peugeot | car | | | Bosch | EDC15C2 1 plug | C167 29F400BT | EEPROM | R/W | K-line | BENCH |
| Peugeot | car | | | Bosch | EDC15C2 3 plugs | C167 29F400BT | EEPROM | R/W | K-line | BENCH |
| Peugeot | car | | | Bosch | M7.4.4 | C167 29F400BB | EEPROM 95080 | R/W | K-line | BENCH |
| Peugeot | car | | | Bosch | ME7.4.4 | C167 29F400BB | EEPROM 95160 | R/W | K-line | BENCH |
| Peugeot | car | | | Bosch | ME7.4.5 | ST10F275 | EEPROM 95320 | R/W | K-line | BENCH |
| Peugeot | car | | | Bosch | M7.9.5 | ST10F275 | EEPROM 95040 | R/W | K-line | BENCH |
| Peugeot | car | | | Bosch | ME7.9.5 | ST10F275 | EEPROM 95040 | R/W | K-line | BENCH |
| Peugeot | car | | | Denso | 4M41 | RENESAS SH7058 / 7059 | EEPROM | R/W | CAN | BENCH READ JTAG / WRITE BOOT |
| Peugeot | car | | | Denso | 4D56 | RENESAS SH7058 / 7059 | EEPROM | R/W | CAN | BENCH READ JTAG / WRITE BOOT |
| Peugeot | car | | | Denso | 4N14 | RENESAS SH7058 / 7059 | EEPROM | R/W | CAN | BENCH READ JTAG / WRITE BOOT |
| Peugeot | car | | | Marelli | 6F3 | MPC563/M58BW016xB/S29CL016x | EEPROM 95320 | R/W | K-line | BENCH JTAG |
| Peugeot | car | | | Marelli | 6F3 | MPC563/M58BW016xB/S29CL016x | EEPROM 95320 | R/W | CAN | BENCH JTAG |
| Peugeot | car | | | Marelli | 8F | MPC5565 | EEPROM 95640 | R/W | K-line | OBD BENCH JTAG |
| Peugeot | car | | | Marelli | 8F | MPC5565 | EEPROM 95640 | R/W | CAN | OBD BENCH JTAG |
| Peugeot | car | | | Marelli | 9GF.Tx | ST SPC564A | EEPROM 95640 | R/W | CAN | BENCH JTAG |
| Peugeot | car | | | Siemens | SID801 | C167 29F400BB | EEPROM 93C56 | R/W | K-line | OBD BENCH BOOT |
| Peugeot | car | | | Siemens | SID801A | C167 29F400BB | EEPROM 93C56 | R/W | K-line | OBD BENCH BOOT |
| Peugeot | car | | | Siemens | SID802 | C167 29F400BB | EEPROM 93C56 | R/W | K-line | OBD BENCH BOOT |
| Peugeot | car | | | Siemens | SID803A | AM29BDD160xB / S29CDD016 | EEPROM 95320 | R/W | K-line | OBD BENCH JTAG |
| Peugeot | car | | | Siemens | SID803A | AM29BDD160xB / S29CDD016 | EEPROM 95320 | R/W | CAN | OBD BENCH JTAG |
| Peugeot | car | | | Siemens | SID804 | C167 29F400BB | EEPROM 93C56 | R/W | K-line | OBD BENCH BOOT |
| Peugeot | car | | | Siemens | SID805 | C167 29F400BB | EEPROM 93C56 | R/W | CAN | BENCH BOOT |
| Peugeot | car | | | Siemens | SID806 | C167 29F400BB | EEPROM 93C56 | R/W | CAN | BENCH BOOT |
| Peugeot | car | | | Bosch | EDC16C3 | MPC555/556 | EEPROM | R/W | | BENCH JTAG |
| Peugeot | car | | | Bosch | EDC16C34 | MPC561/562 | EEPROM | R/W | | BENCH JTAG |
| Peugeot | car | | | Bosch | EDC16C39 | MPC561/562 | EEPROM | R/W | | BENCH JTAG |
| Peugeot | car | | | Bosch | EDC16CP39 | MPC563/564 | EEPROM | R/W | | BENCH JTAG |
| Peugeot | car | | | Bosch | EDC17CP11 | TC1796 | EEPROM | R/W | | BENCH BOOT |
| Peugeot | car | | | Bosch | EDC17CP42 | TC1797 | EEPROM | R/W | | BENCH BOOT |
| Peugeot | car | | | Bosch | EDC17C10 | TC1796 | EEPROM | R/W | OBD | BENCH BOOT |
| Peugeot | car | | | Bosch | EDC17C10 | TC1797 | EEPROM | R/W | OBD | BENCH BOOT |
| Peugeot | car | | | Bosch | EDC17C60 | TC1793 | EEPROM | R/W | | BENCH BOOT |
| Peugeot | car | | | Bosch | EDC17C41 | TC1797 | EEPROM | R/W | | BENCH BOOT |
| Peugeot | car | | | Bosch | MEG17.9.52 | TC1782 | EEPROM | R/W | | BOOT |
| Peugeot | car | | | Bosch | MEV17.2 | TC1796 | EEPROM | R/W | | BOOT |
| Peugeot | car | | | Bosch | MEV17.4 | TC1766 | EEPROM | R/W | | BOOT |
| Peugeot | car | | | Bosch | MEVD1722 | TC1797 | EEPROM | R/W | | BOOT |
| Peugeot | car | | | Bosch | MED17 | TC1796 | EEPROM | R/W | | BOOT |
| Peugeot | car | | | Bosch | MED17 | TC1766 | EEPROM | R/W | | BENCH BOOT |
| Peugeot | car | | | Bosch | MED17.2 | TC1766 | EEPROM | R/W | | BENCH BOOT |
| Peugeot | car | | | Bosch | MEVD17.2.7 | TC1797 | EEPROM | R/W | | BENCH BOOT |
| Peugeot | car | | | Bosch | MEVD17.4.4 | TC1793 | EEPROM | R/W | | BENCH BOOT |
| Peugeot | car | | | Bosch | MED17.2.2 | TC1767 | EEPROM | R/W | | BOOT |
| Peugeot | car | | | Bosch | MEV17.2.2 | TC1767 | EEPROM | R/W | | BOOT |

WEBSITE:www.dfb-technology.com

Email:info@dfb-technology.com

Notice: Please send email to us for quotation if you want learn this tool

| | | | | | | | | | |
|-----------|-----------|---------|---------------------|----------------------|--------------|-----------------|-----|-----------|------------------------|
| Peugeot | car | | Bosch | MEV17.4.2 | TC1767 | EEPROM | R/W | | BOOT |
| Peugeot | car | | Bosch | MED17.4 | TC1796 | EEPROM | R/W | | BOOT |
| Peugeot | car | | Bosch | MED17.4 | TC1766 | EEPROM | R/W | | BOOT |
| Peugeot | car | | Bosch | MED17.4.4 | TC1793 | EEPROM | R/W | BENCH | BOOT |
| Peugeot | car | | Bosch | MED17.4.2 | TC1767 | EEPROM | R/W | | BOOT |
| Peugeot | car | | Siemens Continental | SID807 | TC1797 | EEPROM | R/W | OBD | BOOT |
| Peugeot | car | | Siemens Continental | SID807 | TC1796 | EEPROM | R/W | OBD | BOOT |
| Peugeot | car | | Siemens Continental | SID208 | TC1797 | EEPROM | R/W | | BOOT |
| Peugeot | car | | Bosch | HV17.4 HCU1 / HCU2 | TC1797 | EEPROM | R/W | BENCH | |
| Peugeot | car | | Bosch | HV17.4.1 HCU1 / HCU2 | TC1797 | EEPROM | R/W | BENCH | |
| Peugeot | car | | Bosch | EDC15 | | | R/W | | BOOT |
| Peugeot | car | | Bosch | EDC15C2 | C167 | 29F400 | R/W | | BOOT |
| Peugeot | car | | Bosch | M7.4.4 | C167 | 29F400 | R/W | | BOOT |
| Peugeot | car | | Bosch | ME7.4.5 | ST10F275 | | R/W | | BOOT |
| Peugeot | car | | Bosch | ME7.4.6 | C167 | 29F400 | R/W | | BOOT |
| Peugeot | car | | Bosch | ME7.4.7 | C167 | 29F800 | R/W | | BOOT |
| Peugeot | car | | Bosch | ME7.9.5 | ST10F275 | | R/W | | BOOT |
| Peugeot | car | | Bosch | ME7.9.52 | ST10F275 | | R/W | | BOOT |
| Peugeot | car | | Marelli | 6LP | ST10F280 | | R/W | OBD | BOOT |
| Peugeot | car | | Marelli | 6LP | ST10F296 | | R/W | OBD | BOOT |
| Peugeot | car | | Sagem | S2000 S2PM | C167 | 29F200 / 29F400 | R/W | | BOOT |
| Peugeot | car | | Siemens | SID801 | C167 | 29F200 / 29F400 | R/W | OBD BENCH | BOOT |
| Peugeot | car | | Siemens | SID802 | C167 | 29F200 / 29F400 | R/W | OBD BENCH | BOOT |
| Peugeot | car | | Siemens | SID804 | C167 | 29F200 / 29F400 | R/W | OBD BENCH | BOOT |
| Peugeot | car | | Siemens | SID805 | C167 | 29F200 / 29F400 | R/W | BENCH | BOOT |
| Peugeot | car | | Siemens | SID806 | C167 | 29F200 / 29F400 | R/W | BENCH | BOOT |
| Peugeot | car | | Visteon | J34 | ST10 | | R/W | | BOOT |
| Peugeot | car | | Visteon | V34 | ST10 | | R/W | | BOOT |
| Peugeot | car | | Visteon | DCU-10x | ST10F276 | | R/W | | BOOT |
| Peugeot | car | | Delphi | DCM3.5 | MPC5566 | EEPROM | R/W | JTAG | JTAG |
| Peugeot | car | | Delphi | DCM6.2A | SPC5674 | EEPROM | R/W | OBD | BOOT + JTAG |
| Peugeot | car | | Delphi | DCM6.2C | SPC5674 | EEPROM | R/W | OBD | BOOT + JTAG |
| Peugeot | car | | Delphi | DCM6.2A | SPC5674 | EEPROM | R/W | OBD | BOOT + JTAG |
| Peugeot | car | | Delphi | DCM6.2C | SPC5674 | EEPROM | R/W | OBD | BOOT + JTAG |
| Peugeot | car | | Delphi | DCM3.7 | Renesas | | R/W | OBD | READ JTAG / WRITE BOOT |
| Peugeot | car | | Siemens | SID201 5WS40xxx | MPC563/4 | M58BW016DB | R/W | OBD | JTAG |
| Peugeot | car | | Bosch | EDC16 | | | R/W | OBD BENCH | JTAG |
| Peugeot | TCU | 1007 | Siemens | SIM82 | | | | | BOOT |
| Peugeot | TCU | 206 | Siemens | TA2000 | | | | | BOOT |
| Peugeot | TCU | 206 | Siemens | TA2005 | | | | | BOOT |
| Peugeot | TCU | 207 | Siemens | TA2005 | | | | | BOOT |
| Peugeot | TCU | 207 | Siemens | SIM821 | | | | | BOOT |
| Peugeot | TCU | 208 | Siemens | TA2005 | | | | | BOOT |
| Peugeot | TCU | 208 | Siemens | SIM821 | | | | | BOOT |
| Peugeot | TCU | 2008 | Siemens | TA2005 | | | | | BOOT |
| Peugeot | TCU | 3008 | Marelli | CFC300 | | | | | BOOT |
| Peugeot | TCU | 306 | Siemens | TA2000 | | | | | BOOT |
| Peugeot | TCU | 307 | Siemens | TA2005 | | | | | BOOT |
| Peugeot | TCU | 308 | Siemens | TA2005 | | | | | BOOT |
| Peugeot | TCU | 308 | Marelli | CMP-6 CFC300 | | | | | BOOT |
| Peugeot | TCU | 407 | Siemens | TA2000 | | | | | BOOT |
| Peugeot | TCU | 408 | Siemens | TA2005 | | | | | BOOT |
| Peugeot | TCU | 508 | Marelli | CMP-6 CFC300 | | | | | BOOT |
| Peugeot | TCU | 4007 | GETRAG MPS6 | Continental Temic | 6DCT470 | | | BENCH | |
| Peugeot | TCU | 5008 | | Marelli | CMP-6 CFC300 | | | | BOOT |
| Pezzolato | tractor | PTH900 | Tier 3 | Bosch | EDC7UC31 | | R/W | OBD BENCH | |
| Piaggio | motorbike | Beverly | 250 | Marelli | Miu1 32 | | R/W | OBD | |
| Piaggio | motorbike | Beverly | 350 | Marelli | Miu M3G | | R/W | OBD | |
| Piaggio | motorbike | Beverly | 500 | Marelli | 15P | | R/W | OBD | |
| Piaggio | motorbike | Carnaby | 200/250/300 | Marelli | Miu1 32 | | R/W | OBD | |
| Piaggio | motorbike | Carnaby | 500 | Marelli | 15P | | R/W | OBD | |
| Piaggio | motorbike | MP3 | 250/300/400/500 | Marelli | Miu1 32 | | R/W | OBD | |

| | | | | | | | | | | | |
|-------------|-----------|-------------|-----------------|---------------------|-------------|-----------------|-------------------|------|-------|-------|------|
| Piaggio | motorbike | Vespa | 125/150/250/300 | Marelli | Miu1 32 | | R/W | OBD | | | |
| Piaggio | motorbike | Vespa | 300 GTS | Marelli | Miu M3G | | R/W | OBD | | | |
| Piaggio | motorbike | Vespa | 500 | Marelli | 15P | | R/W | OBD | | | |
| Piaggio | motorbike | X7 | 250 | Marelli | Miu1 32 | | R/W | OBD | | | |
| Piaggio | motorbike | X8 | 250/400 | Marelli | Miu1 32 | | R/W | OBD | | | |
| Piaggio | motorbike | X9 | 250/500 | Marelli | Miu1 32 | | R/W | OBD | | | |
| Piaggio | motorbike | X9 | 500 | Marelli | 15P | | R/W | OBD | | | |
| Piaggio | motorbike | Xevo | 250/400 | Marelli | Miu1 32 | | R/W | OBD | | | |
| Piaggio | car | | | Bosch | EDC17C08 | TC1766 | EEPROM | R/W | BENCH | BOOT | |
| Piaggio | motorbike | | | Marelli | 5DM | ST10F296 | | R/W | | BOOT | |
| Piaggio | motorbike | | | Marelli | 5SF.M9 | ST10F280 | | R/W | BENCH | BOOT | |
| Piaggio | motorbike | | | Marelli | 7SM.D1 | ST10F296 | | R/W | | BOOT | |
| Piaggio | motorbike | | | Marelli | MIU1 | ST10F269 | | R/W | | BOOT | |
| Polaris | quad | | | Bosch | M17.8.7 | TC1762 | EEPROM | R/W | | BOOT | |
| Polaris | quad | | | Bosch | ME17.9.7 | TC1762 | EEPROM | R/W | | BOOT | |
| Polaris | quad | | | Bosch | ME17.9.74 | TC1762 | EEPROM | R/W | BENCH | BOOT | |
| Polaris | quad | | | Bosch | M7.4.4 A | C167 | 29F400 | R/W | | BOOT | |
| Polaris | quad | | | Bosch | M7.4.4 B | C167 | 29F400 | R/W | | BOOT | |
| Porsche | car | ALL | ALL | Bosch | EDC17 | | | R/W | BENCH | BOOT | |
| Porsche | car | 991 | 4.0i | Bosch | MG1CS047 | TC299 | AURIX | R/W | BENCH | | |
| Porsche | car | 992 | 3.0T / 3.8 T | Bosch | MG1CP007 | TC299 | AURIX | R/W | BENCH | | |
| Porsche | car | 993 | 3.6l | Bosch | ME5.2 CC460 | | | R/W | OBD | | |
| Porsche | car | 996 | 3.4l | Bosch | ME5.2 CC460 | | | R/W | OBD | | |
| Porsche | car | 996 | 3.4l | Bosch | ME7.2 | | | R/W | OBD | | |
| Porsche | car | 996 | 3.6l | Bosch | ME7.8.4 | | | R/W | OBD | BOOT | |
| Porsche | car | 996 | 3.8l S | Bosch | ME7.8.4 | | | R/W | OBD | BOOT | |
| Porsche | car | 996 | 4.5l S 4x4 | Bosch | ME7.8.4 | | | R/W | OBD | BOOT | |
| Porsche | car | 997 | 3.6/3.8l | Bosch | ME7.8.2 | | | R/W | OBD | | |
| Porsche | car | 997 | 3.6/3.8l | Bosch | ME7.8.4 | | | R/W | OBD | BOOT | |
| Porsche | car | 997 | 3.8l S | Siemens | SDI 3 | | | R/W | OBD | | |
| Porsche | car | Boxter | 2.5l | Bosch | ME5.2 CC460 | | | R/W | OBD | | |
| Porsche | car | Boxter | 2.7/3.2l | Bosch | ME7.2 | | | R/W | OBD | | |
| Porsche | car | Boxter | 4.0i | Bosch | MG1CP007 | TC299 | AURIX | R/W | BENCH | | |
| Porsche | car | Cayenne | 3.0l | Bosch | EDC17CP44 | | | VR/W | BENCH | BOOT | |
| Porsche | car | Cayenne | 3.2/4.5l V6/V8 | Bosch | ME7.1.1 | | | R/W | OBD | BOOT | |
| Porsche | car | Cayenne | 3.6l FSI | Bosch | MED 9.1 | | | R/W | OBD | JTAG | |
| Porsche | car | Cayenne | 2.9l | Bosch | MG1CS002 | TC298 / SPC5777 | AURIX / FREESCALE | R/W | BENCH | | |
| Porsche | car | Cayenne | 4.0 TFSI | Bosch | MG1CS008 | TC298 / SPC5777 | AURIX / FREESCALE | R/W | BENCH | | |
| Porsche | car | Cayman | 2.7l | Bosch | ME7.2 | | | R/W | OBD | | |
| Porsche | car | Cayman | 2.9l | Bosch | ME7.8.2 | | | R/W | OBD | | |
| Porsche | car | Cayman | 2.7/3.4l | Bosch | ME7.8.4 | | | R/W | OBD | BOOT | |
| Porsche | car | Cayman | 4.0i | Bosch | MG1CP007 | TC299 | AURIX | R/W | BENCH | | |
| Porsche | car | Macan | 2.0l | Siemens | SIMOS 18 | | | VR/W | OBD | BOOT | |
| Porsche | car | Macan | 2.9 / 3.0l | Bosch | MG1CS002 | TC298 / SPC5777 | AURIX / FREESCALE | R/W | BENCH | | |
| Porsche | car | Panamera | 3.0l | Bosch | EDC17CP44 | | | VR/W | BENCH | BOOT | |
| Porsche | car | Panamera | 2.9 / 3.0l | Bosch | MG1CS002 | TC298 / SPC5777 | AURIX / FREESCALE | R/W | BENCH | | |
| Porsche | car | Panamera | 4.0 TFSI | Bosch | MG1CS008 | TC298 / SPC5777 | AURIX / FREESCALE | R/W | BENCH | | |
| Lamborghini | car | Urus | 4.0 TFSI | Bosch | MG1CS008 | TC298 / SPC5777 | AURIX / FREESCALE | R/W | BENCH | | |
| Porsche | car | | | Bosch | MED9.1 | MPC563/564 | EEPROM | R/W | OBD | BENCH | JTAG |
| Porsche | car | | | Bosch | EDC17CP14 | TC1796 | EEPROM | R/W | OBD | BENCH | BOOT |
| Porsche | car | | | Bosch | EDC17CP44 | TC1797 | EEPROM | R/W | BENCH | BOOT | |
| Porsche | car | | | Bosch | MED17.1.6 | TC1797 | EEPROM | R/W | BENCH | BOOT | |
| Porsche | car | | | Bosch | MED17.1.11 | TC1797 | EEPROM | R/W | BENCH | BOOT | |
| Porsche | car | | | Siemens Continental | EMS SDI3 | TC1796 | EEPROM | R/W | | BOOT | |
| Porsche | car | | | Bosch | ME7.2 | C167 | 29F400 | R/W | | BOOT | |
| Porsche | car | | | Bosch | ME7.8 | C167 | 29F800 | R/W | | BOOT | |
| Porsche | car | | | Bosch | ME7.8.1 | C167 | 29F800 | R/W | | BOOT | |
| Porsche | car | | | Bosch | ME7.8.2 | ST10F275 | | R/W | | BOOT | |
| Porsche | TCU | 911.2 | | Siemens | PDK4000 | | | | | BOOT | |
| Porsche | TCU | 918 | | Siemens | PDK3000 | | | | | BOOT | |
| Porsche | TCU | 918 | | Siemens | PDK4000 | | | | | BOOT | |
| Porsche | TCU | Boxster 718 | | Siemens | PDK3000 | | | | | BOOT | |

WEBSITE:www.dfb-technology.com

Email:info@dfb-technology.com

Notice: Please send email to us for quotation if you want learn this tool

| | | | | | | | | | | | | |
|--------------|------|--------------|--------------------|---------------------|-----------------|---------|-----------------|--|-----|-------|-------|------------------------|
| Porsche | TCU | Boxster 981 | | Siemens | PDK4000 | | | | | | | BOOT |
| Porsche | TCU | Carrera 991 | | Siemens | PDK3000 | | | | | | | BOOT |
| Porsche | TCU | Carrera 991 | | Siemens | PDK4000 | | | | | | | BOOT |
| Porsche | TCU | Cayenne | | Siemens | DL501 | | | | | BENCH | | |
| Porsche | TCU | Cayman | | Siemens | PDK4000 | | | | | | | BOOT |
| Porsche | TCU | Macan | | Siemens | PDK3000 | | | | | | | BOOT |
| Porsche | TCU | Macan | | Siemens | PDK4000 | | | | | | | BOOT |
| Porsche | TCU | Macan | DL501 | Temic | DL501 | | | | | BENCH | | |
| Porsche | TCU | Macan | DL501 GENERATION 2 | Temic | DL501 G2 | | | | | BENCH | | |
| Porsche | TCU | Panamera | | Siemens | PDK3000 | | | | | | | BOOT |
| Porsche | TCU | Panamera | | Siemens | PDK4000 | | | | | | | BOOT |
| Porsche | TCU | Panamera | DL501 GENERATION 2 | Temic | DL501 G2 | | | | | BENCH | | |
| Proton | car | | | Siemens | PW5xx | C167 | 29F200 / 29F400 | | R/W | | | BOOT |
| Proton | car | | | Siemens | PW8xx | C167 | 29F200 / 29F400 | | R/W | | | BOOT |
| Proton Savvy | car | | | Denso | - | Renesas | | | R/W | | | READ JTAG / WRITE BOOT |
| Can-Am | Quad | Renegade | 500/800 Rotax | Siemens | Rotax VDO | | | | R/W | OBD | | |
| BRP | Quad | Renegade | 500/800 Rotax | Siemens | Rotax VDO | | | | R/W | OBD | | |
| Renault | car | ALL | ALL | Bosch | EDC17 | | | | R/W | BENCH | | BOOT |
| Renault | car | Alaskan | 2.3l DCI | Siemens Continental | SID310 | | | | R/W | OBD | | BOOT |
| Renault | car | Avantime | 2.0l 16V T | Sagem | SAGEM 2000 RPMT | | | | R/W | OBD | | |
| Renault | car | Avantime | 2.2l DCI | Bosch | EDC15C2 | | | | R/W | OBD | | |
| Renault | car | Captur | 1.2l 16V TCE | Siemens | EMS3130 | | | | R/W | OBD | | BOOT |
| Renault | car | Captur | 2.0l 16V | Siemens | EMS3125 | | | | R/W | OBD | | |
| Renault | car | Captur | 0.9l 12V TCE | Valeo | V50 | | | | R/W | OBD | | |
| Renault | car | Captur | 1.5l dCi | Bosch | EDC17C42 | | | | R/W | OBD | BENCH | BOOT |
| Renault | car | Clio | 1.2 16V | Siemens | SIM32 | | | | R/W | OBD | | |
| Renault | car | Clio | 1.2 16V | Siemens | EMS3125 | | | | R/W | OBD | | |
| Renault | car | Clio | 1.2/1.4/2.0l | Marelli | 5NR | | | | R/W | OBD | | |
| Renault | car | Clio | 1.2/1.4/1.6l 16V | Sagem | SAGEM 2000 RPM | | | | R/W | OBD | | |
| Renault | car | Clio | 1.4/1.6/2.0l | Siemens | Sirius 32 | | | | R/W | OBD | | |
| Renault | car | Clio | 1.4/1.6/2.0l | Siemens | Sirius 34 | | | | R/W | OBD | | |
| Renault | car | Clio | 1.5l DCI | Delphi | DDCR | | | | R/W | OBD | | |
| Renault | car | Clio | 1.5l DCI | Delphi | DCM3.4 | | | | R/W | OBD | | |
| Renault | car | Clio | 1.5l DCI | Siemens Continental | SID301 | | | | R/W | OBD | | |
| Renault | car | Clio | 1.5l DCI | Siemens Continental | SID304 | | | | R/W | OBD | | |
| Renault | car | Clio | 1.5l DCI | Siemens Continental | SID310 | | | | R/W | OBD | | BOOT |
| Renault | car | Clio | 1.5l DCI | Bosch | EDC17C42 | | | | R/W | OBD | BENCH | BOOT |
| Renault | car | Clio | 1.5l DCI E6d | Bosch | MD1CS006 | TC298 | AURIX | | R/W | | BENCH | |
| Renault | car | Clio | 2.0l RS 16V | Sagem | SAGEM 3000 | | | | R/W | OBD | | |
| Renault | car | Clio | 1.2l 16V | Siemens | EMS3130 | | | | R/W | OBD | | BOOT |
| Renault | car | Clio | 1.6l 16V RS | Continental | EMS3150 | | | | R/W | OBD | | |
| Renault | car | Clio | 1.6l 8V | Valeo | V42 | | | | R/W | OBD | | |
| Renault | car | Clio | 0.9l 12V | Valeo | V50 | | | | R/W | OBD | | |
| Renault | car | Espace | 1.9/2.2l DCI | Bosch | EDC15C2 | | | | R/W | OBD | | |
| Renault | car | Espace | 1.9/2.2l DCI | Bosch | EDC16C3 | | | | R/W | OBD | BENCH | JTAG |
| Renault | car | Espace | 1.9/2.2l DCI | Bosch | EDC16C9 | | | | R/W | OBD | BENCH | JTAG |
| Renault | car | Espace | 2.0/2.2l DCI | Bosch | EDC16CP33 | | | | R/W | OBD | BENCH | JTAG |
| Renault | car | Espace | 2.0/2.2l DCI | Bosch | EDC16C36 | | | | R/W | OBD | BENCH | JTAG |
| Renault | car | Espace | 2.0l 16V T | Sagem | SAGEM 2000 RPMT | | | | R/W | OBD | | |
| Renault | car | Espace | 3.0l V6 | Denso | DH5 | | | | R/W | OBD | | |
| Renault | car | Fluence | 1.5l DCI | Siemens Continental | SID305 | | | | R/W | OBD | | BOOT |
| Renault | car | Fluence | 1.5l DCI | Siemens Continental | SID307 | | | | R/W | OBD | | BOOT |
| Renault | car | Fluence | 1.6l 16V | Valeo | V40 | | | | R/W | OBD | | READ JTAG / WRITE BOOT |
| Renault | car | Fluence | 1.6l 16V | Valeo | V42 | | | | R/W | OBD | | |
| Renault | car | Grand Kangoo | 1.5l dci | Siemens Continental | SID310 | | | | R/W | OBD | | BOOT |
| Renault | car | Grand Kangoo | 1.5l dci | Siemens Continental | SID310 | | | | R/W | OBD | | BOOT |
| Renault | car | Grand Kangoo | 1.5l dci | Siemens Continental | SID310 | | | | R/W | OBD | | BOOT |
| Renault | car | Grand Scenic | 1.5l dci | Siemens Continental | SID301 | | | | R/W | OBD | | JTAG |
| Renault | car | Grand Scenic | 1.5l dci | Siemens Continental | SID307 | | | | R/W | OBD | | JTAG |
| Renault | car | Grand Scenic | 1.9 dci | Bosch | EDC16C36 | | | | R/W | OBD | BENCH | BOOT |
| Renault | car | Grand Scenic | 1.6 dci | Bosch | EDC17C42 | | | | R/W | OBD | BENCH | BOOT |
| Renault | car | Grand Scenic | 1.2 | Siemens Continental | EMS3110 | | | | R/W | OBD | | BOOT |

WEBSITE:www.dfb-technology.com

Email:info@dfb-technology.com

Notice: Please send email to us for quotation if you want learn this tool

| | | | | | | | | | | | |
|---------|-----|--------------|------------------|---------------------|----------------|-------|-------|-----|-----|-------|------------------------|
| Renault | car | Grand Scenic | 1.2 | Continental | EMS3150 | | | R/W | OBD | | |
| Renault | car | Grand Scenic | 1.6 | Valeo | V40 | | | R/W | OBD | | JTAG |
| Renault | car | Kadjar | 1.5l Dci E6d | Bosch | MD1CS006 | TC298 | AURIX | R/W | | BENCH | |
| Renault | car | Kadjar | 1.7l Dci | Bosch | MD1CS006 | TC298 | AURIX | R/W | | BENCH | |
| Renault | car | Kadjar | 1.5l Dci | Siemens Continental | SID310 | | | R/W | OBD | | BOOT |
| Renault | car | Kangoo | 1.2l 16V | Sagem | SAGEM 2000 RPM | | | R/W | OBD | | |
| Renault | car | Kangoo | 1.5l DCi | Siemens Continental | SID301 | | | R/W | OBD | | |
| Renault | car | Kangoo | 1.5l DCi | Delphi | DDCR | | | R/W | OBD | | |
| Renault | car | Kangoo | 1.5l DCi | Delphi | DCM3.4 | | | R/W | OBD | | |
| Renault | car | Kangoo | 1.9l DCi | Bosch | EDC15C2 | | | R/W | OBD | | |
| Renault | car | Kangoo | 1.9l DTI | Bosch | EDC16C3 | | | R/W | OBD | BENCH | JTAG |
| Renault | car | Kangoo | 1.9l DTI | Bosch | EDC16C9 | | | R/W | OBD | BENCH | JTAG |
| Renault | car | Koleos | 2.0l DCi | Bosch | EDC16C36 | | | R/W | OBD | BENCH | JTAG |
| Renault | car | Laguna | 1.6/1.8l 16V | Sagem | SAGEM 2000 RPM | | | R/W | OBD | | |
| Renault | car | Laguna | 1.5l DCi | Siemens Continental | SID301 | | | R/W | OBD | | |
| Renault | car | Laguna | 1.9/2.2l DCi | Bosch | EDC15C2 | | | R/W | OBD | | |
| Renault | car | Laguna | 1.9l DCi | Bosch | EDC16C3 | | | R/W | OBD | BENCH | JTAG |
| Renault | car | Laguna | 1.9l DCi | Bosch | EDC16C9 | | | R/W | OBD | BENCH | JTAG |
| Renault | car | Laguna | 1.9/2.0 DCi | Bosch | EDC16CP33 | | | R/W | OBD | BENCH | JTAG |
| Renault | car | Laguna | 1.9/2.0 DCi | Bosch | EDC16C36 | | | R/W | OBD | BENCH | JTAG |
| Renault | car | Laguna | 2.0l 16V | Valeo | V40 | | | R/W | OBD | | READ JTAG / WRITE BOOT |
| Renault | car | Master | 2.2/2.5/2.8l DCi | Bosch | EDC15C2 | | | R/W | OBD | | |
| Renault | car | Master | 1.9/2.5/3.0l DCi | Bosch | EDC16C3 | | | R/W | OBD | BENCH | JTAG |
| Renault | car | Master | 1.9/2.5/3.0l DCi | Bosch | EDC16C9 | | | R/W | OBD | BENCH | JTAG |
| Renault | car | Master | 2.0/2.5l DCi | Bosch | EDC16CP33 | | | R/W | OBD | BENCH | JTAG |
| Renault | car | Master | 2.0/2.5l DCi | Bosch | EDC16C36 | | | R/W | OBD | BENCH | JTAG |
| Renault | car | Master | 2.3l DCi | Bosch | EDC17C42 | | | R/W | OBD | BENCH | BOOT |
| Renault | car | Master | 2.3l DCi | Siemens Continental | SID309 | | | R/W | OBD | | BOOT |
| Renault | car | Master | 2.3l DCi | Siemens Continental | SID310 | | | R/W | OBD | | BOOT |
| Renault | car | Megane | 1.4/1.6/2.0l 16V | Marelli | 5NR | | | R/W | OBD | | |
| Renault | car | Megane | 1.4/1.6/2.0l 16V | Siemens | Sirius 32 | | | R/W | OBD | | |
| Renault | car | Megane | 1.4/1.6/2.0l 16V | Siemens | Sirius 34 | | | R/W | OBD | | |
| Renault | car | Megane | 1.4/1.6l 16V | Valeo | V40 | | | R/W | OBD | | READ JTAG / WRITE BOOT |
| Renault | car | Megane | 1.5l DCi E3/E4 | Delphi | DDCR | | | R/W | OBD | | |
| Renault | car | Megane | 1.5/1.7l DCi E6d | Bosch | MD1CS006 | TC298 | AURIX | R/W | | BENCH | |
| Renault | car | Magane | 1.5l DCi | Delphi | DCM3.4 | | | R/W | OBD | | |
| Renault | car | Megane | 1.5l DCi | Siemens Continental | SID301 | | | R/W | OBD | | |
| Renault | car | Megane | 1.5l DCi | Siemens Continental | SID305 | | | R/W | OBD | | BOOT |
| Renault | car | Megane | 1.5l DCi | Siemens Continental | SID307 | | | R/W | OBD | | BOOT |
| Renault | car | Megane | 1.5l DCi | Siemens Continental | SID310 | | | R/W | OBD | | BOOT |
| Renault | car | Megane | 1.6l DCi | Bosch | EDC17C42 | | | R/W | OBD | BENCH | BOOT |
| Renault | car | Megane | 1.6/2.0l 16V | Sagem | SAGEM 3000 | | | R/W | OBD | | |
| Renault | car | Megane | 2.0l 16V Turbo | Siemens Continental | EMS3110 | | | R/W | OBD | | BOOT |
| Renault | car | Megane | 2.0l 16V Turbo | Continental | EMS3150 | | | R/W | OBD | | |
| Renault | car | Megane | 2.0l 16V Turbo | Siemens | EMS3125 | | | R/W | OBD | | |
| Renault | car | Megane | 1.9l DCi | Bosch | EDC15C2 | | | R/W | OBD | | |
| Renault | car | Megane | 1.9l DCi | Bosch | EDC16C3/9 | | | R/W | OBD | BENCH | JTAG |
| Renault | car | Megane | 2.0l DCi | Bosch | EDC16CP33 | | | R/W | OBD | BENCH | JTAG |
| Renault | car | Megane | 2.0l DCi | Bosch | EDC16C36 | | | R/W | OBD | BENCH | JTAG |
| Renault | car | Modus | 1.5l DCi E4 | Delphi | DDCR | | | R/W | OBD | | |
| Renault | car | Modus | 1.5l DCi | Delphi | DCM3.4 | | | R/W | OBD | | |
| Renault | car | Modus | 1.5l DCi | Siemens Continental | SID301 | | | R/W | OBD | | |
| Renault | car | Modus | 1.2l 16V | Siemens | SIM32 | | | R/W | OBD | | |
| Renault | car | Scenic | 1.4/1.6/2.0l 16V | Marelli | 5NR | | | R/W | OBD | | |
| Renault | car | Scenic | 1.4/1.6/2.0l 16V | Siemens | Sirius 32 | | | R/W | OBD | | |
| Renault | car | Scenic | 1.4/1.6/2.0l 16V | Siemens | Sirius 34 | | | R/W | OBD | | |
| Renault | car | Scenic | 1.6/2.0l 16V | Sagem | SAGEM 3000 | | | R/W | OBD | | |
| Renault | car | Scenic | 1.5l DCi | Siemens Continental | SID301 | | | R/W | OBD | | |
| Renault | car | Scenic | 1.5l DCi | Siemens Continental | SID305 | | | R/W | OBD | | BOOT |
| Renault | car | Scenic | 1.5l DCi | Siemens Continental | SID307 | | | R/W | OBD | | BOOT |
| Renault | car | Scenic | 1.5l DCi | Siemens Continental | SID310 | | | R/W | OBD | | BOOT |
| Renault | car | Scenic | 1.6l DCi | Bosch | EDC17C42 | | | R/W | OBD | BENCH | BOOT |

WEBSITE: www.dfb-technology.com

Email: info@dfb-technology.com

Notice: Please send email to us for quotation if you want learn this tool

| | | | | | | | | | | | |
|---------|-------|-----------|-----------------------|---------------------|-----------------|----------------|-----------------|------|--------|-------|------------------------|
| Renault | car | Scenic | 1.7 Dci | Bosch | MD1CS006 | TC298 | AURIX | R/W | | BENCH | |
| Renault | car | Scenic | 1.9l DCI | Bosch | EDC15C2 | | | R/W | | OBD | |
| Renault | car | Scenic | 1.9l DCI | Bosch | EDC16C3/9 | | | R/W | | OBD | BENCH JTAG |
| Renault | car | Talisman | 1.7 Dci | Bosch | MD1CS006 | TC298 | AURIX | R/W | | BENCH | |
| Renault | car | Trafic | 2.0l 16V | Sagem | SAGEM 2000 RPM | | | R/W | | OBD | |
| Renault | car | Trafic | 2.0l DCI | Bosch | EDC16C3 | | | R/W | | OBD | BENCH JTAG |
| Renault | car | Trafic | 2.0l DCI | Bosch | EDC16C9 | | | R/W | | OBD | BENCH JTAG |
| Renault | car | Trafic | 2.5l DCI | Bosch | EDC15C2 | | | R/W | | OBD | |
| Renault | car | Trafic | 2.0/2.5l DCI | Bosch | EDC16CP33 | | | R/W | | OBD | BENCH JTAG |
| Renault | car | Trafic | 2.0/2.5l DCI | Bosch | EDC16C36 | | | R/W | | OBD | BENCH JTAG |
| Renault | car | Trafic | 1.6/2.0l DCI | Bosch | EDC17C42 | | | R/W | | OBD | BENCH BOOT |
| Renault | car | Trafic | 2.0 Dci | Bosch | MD1CS006 | TC298 | AURIX | R/W | | BENCH | |
| Renault | car | Twingo | 1.5l DCI E4 | Delphi | DDCR | | | R/W | | OBD | |
| Renault | car | Twingo | 1.0/1.2l 16V | Siemens | Sirius 32 | | | R/W | | OBD | |
| Renault | car | Twingo | 1.2l 16V | Sagem | SAGEM 2000 RPM | | | R/W | | OBD | |
| Renault | car | Twingo | 1.2l 16V | Siemens | SIM32 | | | R/W | | OBD | |
| Renault | car | Twingo | 1.6l RS 16V | Siemens | SIM32 | | | R/W | | OBD | |
| Renault | car | Vel Satis | 2.0l 16V T | Sagem | SAGEM 2000 RPMT | | | R/W | | OBD | |
| Renault | car | Vel Satis | 2.2l DCI | Bosch | EDC15C2 | | | R/W | | OBD | |
| Renault | car | Vel Satis | 3.0l V6 | Denso | DH5 | | | R/W | | OBD | |
| Renault | truck | Magnum | AE 400/440/480 | Bosch | MS6.2 | | | R/W | | OBD | |
| Renault | truck | Magnum | AE 400/440/480 | Bosch | MS6.3 | | | R/W | | OBD | |
| Renault | truck | Magnum | AE 440/460/480/500 | TRW | TRW EMS2 J1708 | | | R/W | | OBD | |
| Renault | truck | Magnum | AE 440/460/480/500 E5 | TRW | TRW EMS2 J1708 | | | VR/W | | OBD | |
| Renault | truck | Mascott | 2.3/2.8l | Bosch | MS6.3 | | | R/W | | OBD | |
| Renault | truck | Mascott | 3.0l 150 DXi | Bosch | EDC16C41 | | | R/W | | OBD | BENCH JTAG |
| Renault | truck | Maxity | 2.5l DXi | Denso | - | SH7058/9 | | R/W | | OBD | |
| Renault | truck | Midlum | 180/210/270 DCI | Bosch | MS6.3 | | | R/W | | OBD | |
| Renault | truck | Midlum | 185/220/260/280 | TRW | TRW EMS2 J1708 | | | R/W | | OBD | |
| Renault | truck | Midlum | 185/220/260/280 E5 | TRW | TRW EMS2 J1708 | | | VR/W | | OBD | |
| Renault | truck | Premium | R 220/270/320/370/420 | Bosch | MS6.3 | | | R/W | | OBD | |
| Renault | truck | Premium | 330/380/440/450 | TRW | TRW EMS2 J1708 | | | R/W | | OBD | |
| Renault | truck | Premium | 330/380/440/450 E5 | TRW | TRW EMS2 J1708 | | | VR/W | | OBD | |
| Renault | car | | | Bosch | EDC15C2 | C167 29F400BT | EEPROM 95P08 | R/W | K-line | BENCH | |
| Renault | car | | | Bosch | EDC15C3 | C167 29F400BT | EEPROM 95P08 | R/W | K-line | BENCH | |
| Renault | car | | | Bosch | EDC15C13 | C167 29F400BT | EEPROM 95P08 | R/W | K-line | BENCH | |
| Renault | car | | | Siemens | EMS3132 | C167 29F200BB | EEPROM emulated | R/W | K-line | BENCH | |
| Renault | car | | | Siemens | Sirius32 | C167 29F200BB | EEPROM emulated | R/W | K-line | BENCH | |
| Renault | car | | | Denso | 1H | RENESAS SH7058 | EEPROM | R/W | CAN | BENCH | READ JTAG / WRITE BOOT |
| Renault | car | | | Denso | HP | RENESAS SH7058 | EEPROM | R/W | CAN | BENCH | READ JTAG / WRITE BOOT |
| Renault | car | | | Denso | RF7 | RENESAS SH7058 | EEPROM | R/W | CAN | BENCH | READ JTAG / WRITE BOOT |
| Renault | car | | | Bosch | EDC16C8 | MPC555/556 | EEPROM | R/W | | BENCH | JTAG |
| Renault | car | | | Bosch | EDC16C36 | MPC561/562 | EEPROM | R/W | | BENCH | JTAG |
| Renault | car | | | Bosch | EDC16C36 | MPC563/564 | EEPROM | R/W | | BENCH | JTAG |
| Renault | car | | | Bosch | EDC16C41 | MPC561/562 | EEPROM | R/W | | BENCH | JTAG |
| Renault | car | | | Bosch | EDC16CP33 | MPC561/562 | EEPROM | R/W | | BENCH | JTAG |
| Renault | car | | | Bosch | EDC16CP33 | MPC563/564 | EEPROM | R/W | | BENCH | JTAG |
| Renault | car | | | Bosch | EDC17CP19 | TC1766 | EEPROM | R/W | | BENCH | BOOT |
| Renault | car | | | Bosch | EDC17CP58 | TC1767 | EEPROM | R/W | | BENCH | BOOT |
| Renault | car | | | Bosch | EDC17C11 hw1 | TC1766 | EEPROM | R/W | | BENCH | BOOT |
| Renault | car | | | Bosch | EDC17C11 hw2 | TC1766 | EEPROM | R/W | | BENCH | BOOT |
| Renault | car | | | Bosch | EDC17C42 | TC1767 | EEPROM | R/W | | BENCH | BOOT |
| Renault | car | | | Bosch | EDC17C45 | TC1766 | EEPROM | R/W | | BENCH | BOOT |
| Renault | car | | | Bosch | EDC17C84 | TC1782 | EEPROM | R/W | | BENCH | BOOT |
| Renault | car | | | Bosch | ME17.9.20 | TC1782 | EEPROM | R/W | | BENCH | BOOT |
| Renault | car | | | Bosch | ME17.9.23 | TC1724 | EEPROM | R/W | | BENCH | BOOT |
| Renault | car | | | Bosch | DCU17PC42 | TC1724 | EEPROM | R/W | | BENCH | BOOT |
| Renault | car | | | Siemens Continental | EMS3110 | TC1766 | EEPROM | R/W | | OBD | BOOT |
| Renault | car | | | Continental | EMS3150 | TC1767 | EEPROM | R/W | | | BOOT |
| Renault | car | | | Siemens | EMS3155 | TC1782 | EEPROM | R/W | | | BOOT |
| Renault | car | | | Siemens Continental | SID305 hw1 | TC1766 | EEPROM | R/W | | OBD | BOOT |
| Renault | car | | | Siemens Continental | SID305 hw2 | TC1766 | EEPROM | R/W | | OBD | BOOT |

WEBSITE:www.dfb-technology.com

Email:info@dfb-technology.com

Notice: Please send email to us for quotation if you want learn this tool

| | | | | | | | | | | |
|-----------------|-------|----------|--------------|---------------------|-------------------|---------------|-----------------|-----|--------|------------------------|
| Renault | car | | | Siemens Continental | SID307 | TC1767 | EEPROM | R/W | OBD | BOOT |
| Renault | car | | | Siemens Continental | SID309 | TC1767 | EEPROM | R/W | OBD | BOOT |
| Renault | car | | | Siemens Continental | SID310 | TC1791 | EEPROM | R/W | OBD | BOOT |
| Renault | car | | | Bosch | EDC15 | | | R/W | | BOOT |
| Renault | car | | | Bosch | EDC15C13 | C167 | 29F400 | R/W | | BOOT |
| Renault | car | | | Delphi | DCM1.2 | ST10F280 | | R/W | | BOOT |
| Renault | car | | | Delphi | DCM1.2 DDCR | C167 | 29F200 | R/W | OBD | BOOT |
| Renault | car | | | Sagem | S2000 RPMT | C167 | 29F200 / 29F400 | R/W | | BOOT |
| Renault | car | | | Siemens Continental | EMS3130 | ST10F273 | | R/W | | BOOT |
| Renault | car | | | Siemens Continental | EMS3132 | ST10F273 | | R/W | | BOOT |
| Renault | car | | | Renault | SIRIUS32N | C167 | 29F200 / 29F400 | R/W | | BOOT |
| Renault | car | | | Renault | SIRIUS34 | C167 | 29F200 / 29F400 | R/W | | BOOT |
| Renault | truck | | | TRW | EMS2.2 v1 | MPC5554 | EEPROM | R/W | BENCH | JTAG |
| Renault | truck | | | TRW | EMS2.2 v2 | MPC5554 | EEPROM | R/W | BENCH | JTAG |
| Renault | truck | | | TRW | EMS2.2 v3 | MPC5554 | EEPROM | R/W | BENCH | JTAG |
| Renault | car | | | TRW | EMS2.3 | Int.Flash | EEPROM | R/W | BENCH | JTAG |
| Renault | car | | | TRW | EMS2.4 | Int.Flash | EEPROM | R/W | JTAG | JTAG |
| Renault | car | | | Hitachi | A56 - Y8x | Renesas | | R/W | | READ JTAG / WRITE BOOT |
| Renault | car | | | Hitachi | MEC92 | Renesas | | R/W | | READ JTAG / WRITE BOOT |
| Renault | car | | | Hitachi | MEC800 | Renesas | | R/W | | READ JTAG / WRITE BOOT |
| Renault | car | | | Delphi | DCM3.4 | Renesas | | R/W | | READ JTAG / WRITE BOOT |
| Renault | car | | | Sagem | S3000 | Renesas | | R/W | | READ JTAG / WRITE BOOT |
| Renault | car | | | Valeo | S3000 | Renesas | | R/W | | READ JTAG / WRITE BOOT |
| Renault | car | | | Siemens | SIM32 | Renesas | | R/W | | READ JTAG / WRITE BOOT |
| Renault | car | | | Valeo | TCE | Renesas | | R/W | | READ JTAG / WRITE BOOT |
| Renault | TCU | Captur | | Getrag | DC4 GENERAZIONE 1 | | | | BENCH | |
| Renault | TCU | Clio | | Siemens | TA2000 BVA | | | | | BOOT |
| Renault | TCU | Clio | | Siemens | TA2005 | | | | | BOOT |
| Renault | TCU | Clio | | Getrag | DC4 GENERAZIONE 1 | | | | BENCH | |
| Renault | TCU | Espace | | Siemens | TA2000 BVA | | | | | BOOT |
| Renault | TCU | Kangoo | | Siemens | TA2000 BVA | | | | | BOOT |
| Renault | TCU | Koleos | | Getrag | DC4 GENERAZIONE 1 | | | | BENCH | |
| Renault | TCU | Laguna | | Siemens | TA2000 BVA | | | | | BOOT |
| Renault | TCU | Megane | | Siemens | TA2000 BVA | | | | | BOOT |
| Renault | TCU | Megane | | Siemens | TA2005 | | | | | BOOT |
| Renault | TCU | Megane | | Getrag | DC4 GENERAZIONE 1 | | | | BENCH | |
| Renault | TCU | Modus | | Siemens | TA2000 BVA | | | | | BOOT |
| Renault | TCU | Modus | | Siemens | TA2005 | | | | | BOOT |
| Renault | TCU | Scenic | | Siemens | TA2000 BVA | | | | | BOOT |
| Renault | TCU | Scenic | | Getrag | DC4 GENERAZ. 1 | | | | BENCH | |
| Renault | TCU | Symbol | | Siemens | TA2000 BVA | | | | | BOOT |
| Renault | TCU | Thalia | | Siemens | TA2000 BVA | | | | | BOOT |
| Renault | TCU | Trafic | | Marelli | CFC3 | | | | | BOOT |
| Renault | TCU | X-mod | | Getrag | DC4 GENERAZ. 1 | | | | BENCH | |
| Renault | car | | | Siemens Continental | SID301 | MPC561/2 | Am29BDD160G | R/W | JTAG | JTAG |
| Renault - Volvo | truck | | | TRW | EMS2 | MPC565/6 | | R/W | JTAG | JTAG |
| Renault Mascott | truck | | | Bosch | EDC16 | MPC555/6 | Am29BL802C | R/W | JTAG | JTAG |
| Renault Truck | TCU | T-Series | | ZF - WABCO | AS Tronic | | | | | JTAG |
| Rolls Royce | car | Phantom | 6.75 v12 | Bosch | MG1CS024 | TC298 | AURIX | R/W | BENCH | |
| Rotax | car | | | Bosch | MED17.8.5 | TC1766 | EEPROM | R/W | | BOOT |
| Rover | car | 25 | 1.4/1.6l 16V | Mems | MEMS3 | | | R/W | OBD | |
| Rover | car | 25 | 2.0l CDT | Bosch | DDE 4.0 | | | R/W | OBD | |
| Rover | car | 45 | 1.6/1.8l 16V | Mems | MEMS3 | | | R/W | OBD | |
| Rover | car | 75 | 1.6/2.0l 16V | Mems | MEMS3 | | | R/W | OBD | |
| Rover | car | 75 | 2.0l CDT | Bosch | DDE 4.0 | | | R/W | OBD | |
| Rover | car | ZR | 1.4/1.6l | Mems | MEMS3 | | | R/W | OBD | |
| Rover MG | car | | | Bosch | EDC15C4 | C167 29F400BT | EEPROM | R/W | K-line | BENCH |
| Royal Enfield | moto | | | Bosch | ME17.9.21 | TC1724 | EEPROM | R/W | | BENCH |
| Saab | car | 43899 | 1.8/2.0l | Trionic | Trionic 8 | | | R/W | OBD | |
| Saab | car | 43899 | 1.9 T1D | Bosch | EDC16C9 | | | W | OBD | BENCH JTAG |
| Saab | car | 43899 | 1.9 T1D | Bosch | EDC16C39 | | | R/W | OBD | BENCH JTAG |
| Saab | car | 43899 | 2.2l DTI | Bosch | EDC15M | | | W | OBD | |

WEBSITE:www.dfb-technology.com

Email:info@dfb-technology.com

Notice: Please send email to us for quotation if you want learn this tool

| | | | | | | | | | | |
|-----------------|---------|---------------|-------------------|-------------|-----------------------|---------------|-------------|------|-------|-------------|
| Saab | car | 43960 | 1.8/2.0l | Trionic | Trionic 8 | | R/W | OBD | | |
| Saab | car | 43960 | 1.9l TiD | Bosch | EDC16C9 | | W | OBD | BENCH | JTAG |
| Saab | car | 43960 | 2.2l TiD | Bosch | EDC15M | | W | OBD | | |
| Saab | car | | | Bosch | EDC16C9 | MPC555/556 | EEPROM | | BENCH | JTAG |
| Saab | car | | | Bosch | EDC16C39 | MPC561/562 | EEPROM | | BENCH | JTAG |
| Saab | car | | | Bosch | EDC17CP21 | TC1792 | EEPROM | | BENCH | BOOT |
| Saab | car | | | Trionic | Trionic 5 | MC68332ACFC16 | - | R/W | BDM | |
| Saab | car | | | Trionic | Trionic 7 | - | - | R/W | BDM | |
| Saab | car | | | Trionic | Trionic 8 | XC68377GMZP33 | AM29BL802CB | R/W | BDM | |
| Saic | car | | | Bosch | EDC17C53 | TC1767 | EEPROM | R/W | BENCH | BOOT |
| Saic | car | | | Bosch | MED17 | TC1728 | EEPROM | R/W | BENCH | |
| Same | tractor | Diamond | 7.1 24V 230—270CV | Deutz | Deutz control unit | | | R/W | OBD | |
| Same | tractor | Diamond | 7.1 24V 230—270CV | Bosch | EDC16UC40 | | | R/W | OBD | BENCH JTAG |
| Same | tractor | Iron | 6.0 12V 100—185CV | Deutz | Deutz control unit | | | R/W | OBD | |
| Same | tractor | Iron | 6.0 12V 100—185CV | Bosch | EDC16UC40 | | | R/W | OBD | BENCH JTAG |
| Same | tractor | Iron3 | 6.0 210CV | Bosch | EDC16UC40 | | | R/W | OBD | BENCH JTAG |
| Same | tractor | | | Bosch | EDC7UC31 | MPC561/562 | EEPROM | R/W | BENCH | JTAG |
| Same | tractor | | | Bosch | EDC17C53 | TC1767 | EEPROM | R/W | BENCH | BOOT |
| Same | tractor | | | Bosch | EDC17CV44 | TC1767 | EEPROM | R/W | BENCH | BOOT |
| Same | tractor | | | Bosch | EDC17CV54 | TC1767 | EEPROM | R/W | BENCH | BOOT |
| Same | tractor | | | Bosch | EDC17CV56 | TC1767 | EEPROM | R/W | BENCH | BOOT |
| Same | tractor | | | Marelli | Same | C167 | 29F800 | R/W | | BOOT |
| Scania | truck | | | Motorola | EMS6 | MPC5xx | | R/W | JTAG | JTAG |
| Scania | truck | | | Continental | EMSS7 - EMS S7 | MPC5xx | | R/W | JTAG | JTAG |
| Scania | truck | | | Motorola | EMD1 | MPC5566 | EEPROM | R/W | JTAG | JTAG |
| Scania | truck | | | Continental | EMSS8 - EMS S8 - EMD1 | MPC5566 | EEPROM | R/W | OBD | BOOT - JTAG |
| Scania | truck | D4 | 340/380 HP | Bosch | MS6.2 | | | R/W | OBD | |
| Scania | truck | R94 | L5 | Motorola | EDC/EMSS6 | | | R/W | OBD | |
| Scania | truck | R114 | 340/380 HP | Bosch | MS6.2 | | | R/W | OBD | |
| Scania | truck | R124 | 420 HP | Bosch | MS6.2 | | | R/W | OBD | |
| Scania | truck | R124 | L6 | Motorola | EDC/EMSS6 | | | R/W | OBD | |
| Scania | truck | R164 | 480/580 HP | Bosch | MS6.2 | | | R/W | OBD | |
| Scania | truck | G 230/270 | L6 | Motorola | EMSS6 / EDC S6 | | | R/W | OBD | JTAG |
| Scania | truck | G 310/340/380 | L6 | Motorola | EMSS6 / EDC S6 | | | R/W | OBD | JTAG |
| Scania | truck | G 420/470/480 | L6 | Motorola | EMSS6 / EDC S6 | | | R/W | OBD | JTAG |
| Scania | truck | P 230/270/280 | L6 | Motorola | EMSS6 / EDC S6 | | | R/W | OBD | JTAG |
| Scania | truck | P 230/270/280 | L6 | Continental | EMSS7 - EMS S7 | | | R/W | OBD | JTAG |
| Scania | truck | P 310/320 | L6 | Motorola | EMSS6 / EDC S6 | | | R/W | OBD | JTAG |
| Scania | truck | P 310/320 | L6 | Continental | EMSS7 - EMS S7 | | | R/W | OBD | JTAG |
| Scania | truck | P 340/360/380 | L6 | Motorola | EMSS6 / EDC S6 | | | R/W | OBD | JTAG |
| Scania | truck | P 340/360/380 | L6 | Continental | EMSS7 - EMS S7 | | | R/W | OBD | JTAG |
| Scania | truck | P 400/420 | L6 | Motorola | EMSS6 / EDC S6 | | | R/W | OBD | JTAG |
| Scania | truck | P 440 | L6 | Continental | EMSS7 - EMS S7 | | | R/W | OBD | JTAG |
| Scania | truck | R 230/280 | L6 | Continental | EMSS7 - EMS S7 | | | R/W | OBD | JTAG |
| Scania | truck | R 340/360/380 | L6 | Motorola | EMSS6 / EDC S6 | | | R/W | OBD | JTAG |
| Scania | truck | R 320/340/380 | L6 | Continental | EMSS7 - EMS S7 | | | R/W | OBD | JTAG |
| Scania | truck | R 400/420 | L6 | Motorola | EMSS6 / EDC S6 | | | R/W | OBD | JTAG |
| Scania | truck | R 440/470/480 | L6 | Motorola | EMSS6 / EDC S6 | | | R/W | OBD | JTAG |
| Scania | truck | R 420/440/480 | L6 | Continental | EMSS7 - EMS S7 | | | R/W | OBD | JTAG |
| Scania | truck | R 500/560/580 | V8 | Motorola | EMSS6 / EDC S6 | | | R/W | OBD | JTAG |
| Scania | truck | R 500/560/580 | V8 | Continental | EMSS7 - EMS S7 | | | R/W | OBD | JTAG |
| Scania | truck | R 530 | V8 | Continental | EMSS8 - EMS S8 - EMD1 | | | VR/W | OBD | BOOT - JTAG |
| Scania | truck | R 620 | V8 | Motorola | EMSS6 / EDC S6 | | | R/W | OBD | JTAG |
| Scania | truck | R 730 | V8 | Continental | EMSS7 - EMS S7 | | | R/W | OBD | JTAG |
| Scania | truck | R 730 | V8 | Continental | EMSS8 - EMS S8 - EMD1 | | | VR/W | OBD | BOOT - JTAG |
| Scania HPI DC11 | truck | | | Motorola | EDCS6 | MPC555/6 | | R/W | JTAG | JTAG |
| Scania HPI DC12 | truck | | | Motorola | EDCS6 | MPC555/6 | | R/W | JTAG | JTAG |
| Scania HPI DC16 | truck | | | Motorola | EDCS6 | MPC555/6 | | R/W | JTAG | JTAG |
| Scania HPI DC9 | truck | | | Motorola | EDCS6 | MPC555/6 | | R/W | JTAG | JTAG |
| Scania HPI DT12 | truck | | | Motorola | EDCS6 | MPC555/6 | | R/W | JTAG | JTAG |
| Scania HPI PDE | truck | | | Motorola | EDCS6 | MPC555/6 | | R/W | JTAG | JTAG |
| Sea-doo SeaDoo | marine | | | Bosch | ME17.8.5 | TC1766 | EEPROM | R/W | BENCH | BOOT |

| | | | | | | | | | |
|------|-----|-----------|------------------|---------|------------|-----------------|-------------------|------|------------------------|
| Seat | car | | | Siemens | SIMOS 6.x | MPC5xx | R/W | JTAG | JTAG |
| Seat | car | ALL | ALL | Bosch | EDC/MED17 | | R/W | | BOOT |
| Seat | car | Alhambra | 1.8l Turbo | Bosch | ME7.5.1 | | R/W | OBD | BOOT |
| Seat | car | Alhambra | 1.8l Turbo | Bosch | ME7.5.5 | | R/W | OBD | |
| Seat | car | Alhambra | 1.9l TDI | Bosch | EDC15P | | R/W | OBD | BENCH |
| Seat | car | Alhambra | 1.9l TDI | Bosch | EDC15V | | R/W | OBD | |
| Seat | car | Alhambra | 1.9l TDI | Bosch | EDC15VM | | R/W | OBD | |
| Seat | car | Alhambra | 1.9/2.0l TDI | Bosch | EDC16U3x | | R/W | OBD | BENCH |
| Seat | car | Alhambra | 2.0l 16V TDI | Bosch | EDC17C46 | | VR/W | OBD | BENCH |
| Seat | car | Alhambra | 2.0l 16V TDI | Bosch | EDC17C64 | | VR/W | OBD | BENCH |
| Seat | car | Altea | 1.6 8V | Siemens | SIMOS 7.1 | | R/W | OBD | BENCH |
| Seat | car | Altea | 1.6 8V BiFuel | Siemens | SIMOS 7.8 | | R/W | OBD | BOOT |
| Seat | car | Altea | 1.6 8V BiFuel | Siemens | SIMOS 7PP | | R/W | OBD | |
| Seat | car | Altea | 1.6/2.0l 16V FSI | Bosch | MED 9.5 | | R/W | OBD | |
| Seat | car | Altea | 1.6l 16V TDI | Siemens | PCR2.1 | | R/W | OBD | BENCH |
| Seat | car | Altea | 1.9/2.0l TDI PD | Bosch | EDC16U1 | | R/W | OBD | BENCH |
| Seat | car | Altea | 1.9/2.0l TDI PD | Bosch | EDC16U34 | | R/W | OBD | BENCH |
| Seat | car | Altea | 2.0l 16V TDI | Siemens | PPD1 | | R/W | OBD | JTAG |
| Seat | car | Altea | 2.0l 16V TDI | Bosch | EDC17CP04 | | R/W | OBD | BENCH |
| Seat | car | Altea | 2.0l 16V TDI | Bosch | EDC17CP14 | | R/W | OBD | BENCH |
| Seat | car | Altea | 2.0l 16V TDI | Bosch | EDC17C46 | | VR/W | OBD | BENCH |
| Seat | car | Altea | 1.2l TSI | Siemens | SIMOS 10.x | | R/W | OBD | BOOT |
| Seat | car | Altea | 2.0l 16V TFSI | Bosch | MED 9.1 | | R/W | OBD | BENCH |
| Seat | car | Altea | 1.8/2.0 TFSI | Bosch | MED17 | | R/W | OBD | BENCH |
| Seat | car | Arona | 1.5 TSI | Bosch | MG1CS011 | TC298 / SPC5777 | AURIX / FREESCALE | R/W | BENCH |
| Seat | car | Arona | 1.6 TDI | Delphi | DCM6.2V | | R/W | OBD | |
| Seat | car | Arosa | 1.4l TDI PD | Bosch | EDC15P | | R/W | OBD | BENCH |
| Seat | car | Arosa | 1.4l TDI PD | Bosch | EDC15P+ | | R/W | OBD | BENCH |
| Seat | car | Ateca | 1.6l TDI | Delphi | DCM6.2V | SPC5674 | | VR/W | OBD |
| Seat | car | Ateca | 2.0l TDI | Bosch | EDC17C74 | | VR/W | OBD | BENCH |
| Seat | car | Ateca | 1.5 TSI | Bosch | MG1CS011 | TC298 / SPC5777 | AURIX / FREESCALE | R/W | BENCH |
| Seat | car | Ateca | 2.0 TFSI | Bosch | MG1CS111 | SPC5777 | FREESCALE | R/W | BENCH |
| Seat | car | Cordoba | 1.4l 16V | Marelli | 4HV | | R/W | OBD | BOOT |
| Seat | car | Cordoba | 1.4l 16V | Marelli | 4TV | | R/W | OBD | BOOT |
| Seat | car | Cordoba | 1.4l 16V | Marelli | 4MV | | R/W | OBD | |
| Seat | car | Cordoba | 1.6l 8V | Siemens | SIMOS 33 | | R/W | OBD | |
| Seat | car | Cordoba | 1.8l Turbo | Bosch | ME7.5.1 | | R/W | OBD | BOOT |
| Seat | car | Cordoba | 1.8l Turbo | Bosch | ME7.5.5 | | R/W | OBD | |
| Seat | car | Cordoba | 1.9l TDI | Bosch | EDC15P | | R/W | OBD | BENCH |
| Seat | car | Cordoba | 1.9l TDI | Bosch | EDC15V | | R/W | OBD | |
| Seat | car | Cordoba | 1.9l TDI | Bosch | EDC15VM | | R/W | OBD | |
| Seat | car | Exeo | 2.0l TDI | Bosch | EDC17CP04 | | R/W | OBD | BENCH |
| Seat | car | Exeo | 2.0l TDI | Bosch | EDC17CP14 | | R/W | OBD | BENCH |
| Seat | car | Exeo | 2.0l TDI | Bosch | EDC17CP20 | | VR/W | OBD | BENCH |
| Seat | car | Exeo | 2.0l 16V TDI | Bosch | EDC17C46 | | VR/W | OBD | BENCH |
| Seat | car | Freetrack | 1.2l TSI | Siemens | SIMOS 10.x | | R/W | OBD | BOOT |
| Seat | car | Ibiza | 1.2l 12V | Siemens | SIMOS 9.1 | | R/W | OBD | BOOT |
| Seat | car | Ibiza | 1.2l TSI | Siemens | SIMOS 10.x | | R/W | OBD | BOOT |
| Seat | car | Ibiza | 1.4l 16V | Marelli | 4HV | | R/W | OBD | BOOT |
| Seat | car | Ibiza | 1.4l 16V | Marelli | 4TV | | R/W | OBD | BOOT |
| Seat | car | Ibiza | 1.4l 16V | Marelli | 4MV | | R/W | OBD | |
| Seat | car | Ibiza | 1.6l 8V | Siemens | SIMOS 33 | | R/W | OBD | |
| Seat | car | Ibiza | 1.6l 8V BiFuel | Siemens | SIMOS 7.8 | | R/W | OBD | BOOT |
| Seat | car | Ibiza | 1.6l 8V BiFuel | Siemens | SIMOS 7PP | | R/W | OBD | |
| Seat | car | Ibiza | 1.6l 16V TDI | Siemens | PCR2.1 | | R/W | OBD | BENCH |
| Seat | car | Ibiza | 1.8l Turbo | Bosch | ME7.5.1 | | R/W | OBD | BOOT |
| Seat | car | Ibiza | 1.8l Turbo | Bosch | ME7.5.5 | | R/W | OBD | |
| Seat | car | Ibiza | 1.2l TDI | Delphi | DCM3.7 | | R/W | OBD | READ JTAG / WRITE BOOT |
| Seat | car | Ibiza | 1.4l TDI | Delphi | DCM6.2V | SPC5674 | | VR/W | OBD |
| Seat | car | Ibiza | 1.9l TDI | Bosch | EDC15P | | R/W | OBD | BENCH |
| Seat | car | Ibiza | 1.9l TDI | Bosch | EDC15V | | R/W | OBD | |
| Seat | car | Ibiza | 1.9l TDI | Bosch | EDC15VM | | R/W | OBD | |

| | | | | | | | | | | | | |
|------|-----|---------|-------------------|---------|------------|--------------------------|-------------------|------|--------|-------|-------|------|
| Seat | car | Ibiza | 1.9l TDI | Bosch | EDC16U1 | | | R/W | OBD | BENCH | JTAG | |
| Seat | car | Ibiza | 1.9l TDI | Bosch | EDC16U34 | | | R/W | OBD | BENCH | JTAG | |
| Seat | car | Ibiza | 1.9l TDI | Bosch | EDC17U01 | | | R/W | | BENCH | BOOT | |
| Seat | car | Ibiza | 2.0l 16V TDI | Bosch | EDC17C46 | | | VR/W | OBD | BENCH | BOOT | |
| Seat | car | Ibiza | 1.5 TSI | Bosch | MG1CS011 | TC298 / SPC5777 | AURIX / FREESCALE | R/W | | BENCH | | |
| Seat | car | Leon | 1.2l TSI | Siemens | SIMOS 10.x | | | R/W | OBD | | BOOT | |
| Seat | car | Leon | 1.2/1.4l TFSI | Bosch | MED17.5.21 | | | VR/W | OBD | BENCH | BOOT | |
| Seat | car | Leon | 1.4l 8V | Marelli | 4HV | | | R/W | OBD | | BOOT | |
| Seat | car | Leon | 1.4/1.6l 16V | Marelli | 4MV | | | R/W | OBD | | | |
| Seat | car | Leon | 1.6l 8V | Siemens | SIMOS 7.1 | | | R/W | OBD | | BOOT | |
| Seat | car | Leon | 1.4l TFSI | Bosch | MED17 | | | R/W | OBD | | | |
| Seat | car | Leon | 1.8l Turbo | Bosch | ME7.5.1 | | | R/W | OBD | | BOOT | |
| Seat | car | Leon | 1.8l Turbo | Bosch | ME7.5.5 | | | R/W | OBD | | | |
| Seat | car | Leon | 1.8l TSI | Siemens | SIMOS 12 | | | VR/W | OBD | | BOOT | |
| Seat | car | Leon | 2.0l TSI | Siemens | SIMOS 18 | | | VR/W | OBD | | BOOT | |
| Seat | car | Leon | 1.6l 16V TDI | Siemens | PCR2.1 | | | R/W | OBD | BENCH | BOOT | |
| Seat | car | Leon | 1.6l TDI | Delphi | DCM6.2V | SPC5674 | | VR/W | OBD | | | |
| Seat | car | Leon | 1.9l TDI | Bosch | EDC15P | | | R/W | OBD | BENCH | BOOT | |
| Seat | car | Leon | 1.9l TDI | Bosch | EDC15V | | | R/W | OBD | | | |
| Seat | car | Leon | 1.9l TDI | Bosch | EDC15VM | | | R/W | OBD | | | |
| Seat | car | Leon | 1.9/2.0l TDI PD | Bosch | EDC16U1 | | | R/W | OBD | BENCH | JTAG | |
| Seat | car | Leon | 1.9/2.0l TDI PD | Bosch | EDC16U34 | | | R/W | OBD | BENCH | JTAG | |
| Seat | car | Leon | 2.0l 16V TDI | Siemens | PPD1 | | | R/W | OBD | | JTAG | |
| Seat | car | Leon | 2.0l 16V TDI | Bosch | EDC17CP04 | | | R/W | OBD | BENCH | BOOT | |
| Seat | car | Leon | 2.0l 16V TDI | Bosch | EDC17CP14 | | | R/W | OBD | BENCH | BOOT | |
| Seat | car | Leon | 2.0l 16V TDI | Bosch | EDC17C46 | | | VR/W | OBD | BENCH | BOOT | |
| Seat | car | Leon | 1.6/2.0l 16V TDI | Bosch | EDC17C64 | | | VR/W | OBD | BENCH | BOOT | |
| Seat | car | Leon | 2.0l 16V TDI | Bosch | EDC17C74 | | | VR/W | OBD | BENCH | BOOT | |
| Seat | car | Leon | 2.0l 16V FSI | Bosch | MED 9.5 | | | R/W | OBD | | | |
| Seat | car | Leon | 2.0l 16V TFSI | Bosch | MED 9.1 | | | R/W | OBD | BENCH | JTAG | |
| Seat | car | Leon | 1.8/2.0l TFSI | Bosch | MED17 | | | R/W | OBD | | | |
| Seat | car | Leon | 1.5 TSI / 1.5 TGI | Bosch | MG1CS011 | TC298 / SPC5777 | AURIX / FREESCALE | R/W | | BENCH | | |
| Seat | car | Leon | 2.0 TDI | Bosch | MG1CS111 | SPC5777 | FREESCALE | R/W | | BENCH | | |
| Seat | car | Tarraco | 1.5 TSI / 1.5 TGI | Bosch | MG1CS011 | TC298 / SPC5777 | AURIX / FREESCALE | R/W | | BENCH | | |
| Seat | car | Tarraco | 2.0 TFSI | Bosch | MG1CS111 | SPC5777 | FREESCALE | R/W | | BENCH | | |
| Seat | car | Toledo | 1.2l TSI | Siemens | SIMOS 10.x | | | R/W | OBD | | BOOT | |
| Seat | car | Toledo | 1.8l Turbo | Bosch | ME7.5.1 | | | R/W | OBD | | BOOT | |
| Seat | car | Toledo | 1.8l Turbo | Bosch | ME7.5.5 | | | R/W | OBD | | | |
| Seat | car | Toledo | 1.6/2.0l 16V FSI | Bosch | MED 9.5 | | | R/W | OBD | | | |
| Seat | car | Toledo | 1.4/1.6l TDI | Delphi | DCM6.2V | SPC5674 | | VR/W | OBD | | | |
| Seat | car | Toledo | 1.9l TDI PD | Bosch | EDC15P | | | R/W | OBD | BENCH | BOOT | |
| Seat | car | Toledo | 1.9l TDI PD | Bosch | EDC15V | | | R/W | OBD | | | |
| Seat | car | Toledo | 1.9l TDI PD | Bosch | EDC15VM | | | R/W | OBD | | | |
| Seat | car | Toledo | 1.9/2.0l TDI PD | Bosch | EDC16U1 | | | R/W | OBD | BENCH | JTAG | |
| Seat | car | Toledo | 1.9/2.0l TDI PD | Bosch | EDC16U34 | | | R/W | OBD | BENCH | JTAG | |
| Seat | car | Toledo | 2.0l 16V TDI | Bosch | EDC17CP04 | | | R/W | OBD | BENCH | BOOT | |
| Seat | car | Toledo | 2.0l 16V TDI | Bosch | EDC17CP14 | | | R/W | OBD | BENCH | BOOT | |
| Seat | car | | | Bosch | EDC15P | C167 29F400BT / 29F800BT | EEPROM 24C04 | R/W | K-line | OBD | BENCH | BOOT |
| Seat | car | | | Bosch | EDC15V | C167 29F400BT / 29F800BT | EEPROM 24C04 | R/W | K-line | | BENCH | |
| Seat | car | | | Bosch | MED17.5.11 | C167 29F800BB | EEPROM 95040 | R/W | K-line | | BENCH | |
| Seat | car | | | Bosch | ME7.5 | C167 29F800BB | EEPROM 95040 | R/W | K-line | | BENCH | |
| Seat | car | | | Bosch | ME7.5.x | C167 29F400BB / 29F800BB | EEPROM 95040 | R/W | K-line | | BENCH | |
| Seat | car | | | Bosch | ME7.5.20 | ST10F275 | EEPROM 95040 | R/W | K-line | | BENCH | |
| Seat | car | | | Siemens | Simos 3xx | C167 29F400BB | EEPROM 93C76 | R/W | K-line | | BENCH | BOOT |
| Seat | car | | | Bosch | EDC16CP34 | MPC563/564 | EEPROM | R/W | | OBD | BENCH | JTAG |
| Seat | car | | | Bosch | EDC16U1 | MPC555/556 | EEPROM | R/W | | OBD | BENCH | JTAG |
| Seat | car | | | Bosch | EDC16U31 | MPC563/564 | EEPROM | R/W | | | BENCH | JTAG |
| Seat | car | | | Bosch | EDC16U34 | MPC561/562 | EEPROM | R/W | | OBD | BENCH | JTAG |
| Seat | car | | | Bosch | MED9.1 | MPC561/562 | EEPROM | R/W | | OBD | BENCH | JTAG |
| Seat | car | | | Bosch | MED9.1 | MPC563/564 | EEPROM | R/W | | OBD | BENCH | JTAG |
| Seat | car | | | Bosch | MED9.5.10 | MPC561/562 | EEPROM | R/W | | OBD | BENCH | JTAG |
| Seat | car | | | Bosch | EDC17CP14 | TC1796 | EEPROM | R/W | | OBD | BENCH | BOOT |

WEBSITE:www.dfb-technology.com

Email:info@dfb-technology.com

Notice: Please send email to us for quotation if you want learn this tool

| | | | | | | | | | | | |
|------|-----|----------|-----------------|---------|-------------|----------|-----------------|-----|-----|-------|------------------------|
| Seat | car | | | Bosch | EDC17CP20 | TC1796 | EEPROM | R/W | OBD | BENCH | BOOT |
| Seat | car | | | Bosch | EDC17CP20 | TC1796 | EEPROM | R/W | OBD | BENCH | BOOT |
| Seat | car | | | Bosch | EDC17CP04 | TC1796 | EEPROM | R/W | OBD | BENCH | BOOT |
| Seat | car | | | Bosch | EDC17C46 | TC1767 | EEPROM | R/W | OBD | BENCH | BOOT |
| Seat | car | | | Bosch | EDC17C54 | TC1797 | EEPROM | R/W | | BENCH | BOOT |
| Seat | car | | | Bosch | EDC17C64 | TC1797 | EEPROM | R/W | OBD | BENCH | BOOT |
| Seat | car | | | Bosch | EDC17C74 | TC1793 | EEPROM | R/W | OBD | BENCH | BOOT |
| Seat | car | | | Bosch | EDC17CP24 | TC1796 | EEPROM | R/W | | BENCH | BOOT |
| Seat | car | | | Bosch | EDC17CP44 | TC1797 | EEPROM | R/W | OBD | BENCH | BOOT |
| Seat | car | | | Bosch | EDC17CP54 | TC1793 | EEPROM | R/W | | BENCH | BOOT |
| Seat | car | | | Bosch | EDC17CP74 | TC1793 | EEPROM | R/W | | BENCH | BOOT |
| Seat | car | | | Bosch | EDC17U01 | TC1766 | EEPROM | R/W | | BENCH | BOOT |
| Seat | car | | | Bosch | EDC17U05 | TC1796 | EEPROM | R/W | | BENCH | BOOT |
| Seat | car | | | Bosch | MED17.1 | TC1796 | EEPROM | R/W | | BENCH | BOOT |
| Seat | car | | | Bosch | MED17.1.0 | TC1793 | EEPROM | R/W | | BENCH | BOOT |
| Seat | car | | | Bosch | MED17.1.1 | TC1796 | EEPROM | R/W | | BENCH | BOOT |
| Seat | car | | | Bosch | MED17.1.6 | TC1797 | EEPROM | R/W | | BENCH | BOOT |
| Seat | car | | | Bosch | MED17.1.21 | TC1793 | EEPROM | R/W | | BENCH | BOOT |
| Seat | car | | | Bosch | MED17.1.27 | TC1793 | EEPROM | R/W | | BENCH | BOOT |
| Seat | car | | | Bosch | MED17.1.61 | TC1793 | EEPROM | R/W | | BENCH | BOOT |
| Seat | car | | | Bosch | MED17.1.62 | TC1793 | EEPROM | R/W | | BENCH | BOOT |
| Seat | car | | | Bosch | MED17.5 | TC1766 | EEPROM | R/W | | BENCH | BOOT |
| Seat | car | | | Bosch | MED17.5.1 | TC1767 | EEPROM | R/W | | BENCH | BOOT |
| Seat | car | | | Bosch | MED17.5.2 | TC1796 | EEPROM | R/W | OBD | BENCH | BOOT |
| Seat | car | | | Bosch | MED17.5.5 | TC1766 | EEPROM | R/W | | BENCH | BOOT |
| Seat | car | | | Bosch | MED17.5.5 | TC1767 | EEPROM | R/W | | BENCH | BOOT |
| Seat | car | | | Bosch | MED17.5.20 | TC1766 | EEPROM | R/W | OBD | BENCH | BOOT |
| Seat | car | | | Bosch | MED17.5.21 | TC1782 | EEPROM | R/W | OBD | BENCH | BOOT |
| Seat | car | | | Bosch | MED17.5.25 | TC1782 | EEPROM | R/W | OBD | BENCH | BOOT |
| Seat | car | | | Bosch | ME17.5 | TC1767 | EEPROM | R/W | | | BOOT |
| Seat | car | | | Bosch | ME17.5.6 | TC1767 | EEPROM | R/W | | BENCH | BOOT |
| Seat | car | | | Bosch | ME17.5.20 | TC1767 | EEPROM | R/W | | | BOOT |
| Seat | car | | | Bosch | ME17.5.24 | TC1724 | EEPROM | R/W | | BENCH | BOOT |
| Seat | car | | | Bosch | ME17.5.26 | TC1724 | EEPROM | R/W | | BENCH | BOOT |
| Seat | car | | | Siemens | SDI 3 | TC1796 | EEPROM | R/W | | | BOOT |
| Seat | car | | | Siemens | PCR2.1 | TC1796 | EEPROM | R/W | OBD | BENCH | BOOT |
| Seat | car | | | Siemens | Simos 10.11 | TC1766 | EEPROM | R/W | | | BOOT |
| Seat | car | | | Siemens | SIMOS 12 | TC1797 | EEPROM | R/W | OBD | | BOOT |
| Seat | car | | | Siemens | SIMOS 18 | TC1791 | EEPROM | R/W | OBD | | BOOT |
| Seat | car | | | Bosch | EDC15 | C167 | 29F400 | R/W | | | BOOT |
| Seat | car | | | Bosch | EDC15P | C167 | 29F400 | R/W | OBD | BENCH | BOOT |
| Seat | car | | | Bosch | ME7.1.1 | C167 | 29F800 | R/W | | | BOOT |
| Seat | car | | | Bosch | ME7.5 | C167 | 29F400 | R/W | | | BOOT |
| Seat | car | | | Bosch | ME7.5.10 | C167 | | R/W | | | BOOT |
| Seat | car | | | Bosch | ME7.5.20 | ST10F275 | | R/W | | | BOOT |
| Seat | car | | | Bosch | ME7.5.30 | ST10F275 | | R/W | | | BOOT |
| Seat | car | | | Marelli | 4AVP | ST10F269 | | R/W | | | BOOT |
| Seat | car | | | Marelli | 4AC | ST10F269 | | R/W | | | BOOT |
| Seat | car | | | Marelli | 4EV | ST10F280 | | R/W | | | BOOT |
| Seat | car | | | Marelli | 4HV | ST10F269 | | R/W | OBD | | BOOT |
| Seat | car | | | Marelli | 4SF | ST10F280 | | R/W | | | BOOT |
| Seat | car | | | Marelli | 4TV | ST10F280 | | R/W | OBD | | BOOT |
| Seat | car | | | Marelli | 4VB | ST10F280 | | R/W | | | BOOT |
| Seat | car | | | Siemens | SIMOS 3 | C167 | 29F400 / 29F800 | R/W | | | BOOT |
| Seat | car | | | Siemens | SIMOS 7.1 | C167 | 29F400 / 29F800 | R/W | OBD | | BOOT |
| Seat | car | | | Siemens | SIMOS 7.8 | C167 | 29F400 / 29F800 | R/W | OBD | | BOOT |
| Seat | car | | | Siemens | SIMOS 9.1 | C167 | 29F400 / 29F800 | R/W | OBD | | BOOT |
| Seat | car | | | Delphi | DCM3.7 | Renesas | | R/W | OBD | | READ JTAG / WRITE BOOT |
| Seat | TCU | Alhambra | DSG DQ250 - MQB | Temic | DQ250 MQB | | | | | BENCH | |
| Seat | TCU | Alhambra | | Temic | DQ250 C/E/F | | | | OBD | BENCH | |
| Seat | TCU | Altea | DSG DQ250 - MQB | Temic | DQ250 MQB | | | | | BENCH | |
| Seat | TCU | Altea | | Temic | DQ250 C/E/F | | | | OBD | BENCH | |

WEBSITE:www.dfb-technology.com

Email:info@dfb-technology.com

Notice: Please send email to us for quotation if you want learn this tool

| | | | | | | | | | | | | |
|-------------|---------|---------|-----------------------------|---------|-----------------------|-----------------|-------------------|------|--|------|-------|------------------------|
| Seat | TCU | Ateca | DSG DQ200 – MQB | Temic | DQ200 | | | | | | | BENCH |
| Seat | TCU | Ateca | DSG DQ200 – MQB Gen 2 | Temic | DQ200 G2 | | | | | | | BENCH |
| Seat | TCU | Ateca | DSG DQ200 – MQB Gen 2 >2019 | Temic | DQ200 G2 (since 2019) | | | | | | | BENCH |
| Seat | TCU | Ateca | DSG DQ250 | Temic | DQ250 | | | | | | | BENCH |
| Seat | TCU | Ateca | DSG DQ250 – MQB | Temic | DQ250 MQB | | | | | | | BENCH |
| Seat | TCU | Ibiza | DSG DQ200 – MQB | Temic | DQ200 | | | | | | | BENCH |
| Seat | TCU | Ibiza | DSG DQ200 – MQB Gen 2 | Temic | DQ200 G2 | | | | | | | BENCH |
| Seat | TCU | Ibiza | | Temic | DQ250 C/E/F | | | | | OBD | | BENCH |
| Seat | TCU | Ibiza | DSG DQ200 – MQB Gen 2 >2019 | Temic | DQ200 G2 (since 2019) | | | | | | | BENCH |
| Seat | TCU | Leon | DSG DQ200 – MQB | Temic | DQ200 | | | | | | | BENCH |
| Seat | TCU | Leon | DSG DQ200 – MQB Gen 2 | Temic | DQ200 G2 | | | | | | | BENCH |
| Seat | TCU | Leon | DSG DQ200 – MQB Gen 2 >2019 | Temic | DQ200 G2 (since 2019) | | | | | | | BENCH |
| Seat | TCU | Leon | DSG DQ250 | Temic | DQ250 | | | | | | | BENCH |
| Seat | TCU | Leon | DSG DQ250 – MQB | Temic | DQ250 MQB | | | | | | | BENCH |
| Seat | TCU | Leon | | Temic | DQ250 C/E/F | | | | | OBD | | BENCH |
| Seat | TCU | Mii | | ZF | SQ100 | | | | | | | BOOT |
| Seat | TCU | Toledo | DSG DQ200 – MQB | Temic | DQ200 | | | | | | | BENCH |
| Seat | car | | | Bosch | EDC17CP14 | TC1796 | EEPROM | R/W | | OBD | BENCH | BOOT |
| Sgariboldi | tractor | Grizzly | 6.7l 120hp | Phoenix | L14 | | | R/W | | OBD | | |
| Sgariboldi | tractor | Grizzly | 6.7l 185hp | Bosch | EDC17CV41 | | | R/W | | OBD | BENCH | BOOT |
| Shaanxi | truck | - | - | bosch | MD1CE100 | | | R/W | | | BENCH | |
| Shacman | truck | - | - | Bosch | EDC17CV44 | TC1767 | EEPROM | R/W | | | BENCH | BOOT |
| Sinotruck | truck | - | - | Bosch | EDC17CV44 | TC1767 | EEPROM | R/W | | | BENCH | BOOT |
| Sinotruck | truck | - | - | bosch | MD1CE100 | | | R/W | | | BENCH | |
| Sisu | truck | - | - | Bosch | EDC7UC31 | MPC5xx | | R/W | | JTAG | BENCH | JTAG |
| SISU Engine | marine | MARINE | D | Bosch | EDC7UC31 | | | R/W | | OBD | BENCH | JTAG |
| SISU Engine | marine | MARINE | D | Bosch | EDC17CV44 | | | R/W | | OBD | BENCH | BOOT |
| SISU Engine | marine | MARINE | D Biturbo | Bosch | EDC17CV41 | | | R/W | | OBD | BENCH | BOOT |
| Skoda | car | | | Siemens | SIMOS 6.x | MPC5xx | | R/W | | JTAG | | JTAG |
| Skoda | car | ALL | ALL | Bosch | EDC/MED17 | | | R/W | | | | BOOT |
| Skoda | car | Fabia | 1.2l 12V | Siemens | SIMOS 9.1 | | | R/W | | OBD | | BOOT |
| Skoda | car | Fabia | 1.2l TSI | Siemens | SIMOS 10.x | | | R/W | | OBD | | BOOT |
| Skoda | car | Fabia | 1.2/1.4l 6/12V | Siemens | SIMOS 3Px | | | R/W | | OBD | | |
| Skoda | car | Fabia | 1.4l 16V | Marelli | 4MV | | | R/W | | OBD | | |
| Skoda | car | Fabia | 1.4l 16V | Marelli | 4HV | | | R/W | | OBD | | BOOT |
| Skoda | car | Fabia | 1.4l 16V | Marelli | 4TV | | | R/W | | OBD | | BOOT |
| Skoda | car | Fabia | 1.6l 8V | Siemens | SIMOS 33 | | | R/W | | OBD | | |
| Skoda | car | Fabia | 1.6l 16V TDI | Siemens | PCR2.1 | | | R/W | | OBD | BENCH | BOOT |
| Skoda | car | Fabia | 1.2l TDI | Delphi | DCM3.7 | | | R/W | | OBD | | READ JTAG / WRITE BOOT |
| Skoda | car | Fabia | 1.4l TDI | Delphi | DCM6.2V | SPC5674 | | VR/W | | OBD | | |
| Skoda | car | Fabia | 1.9l TDI | Bosch | EDC15P | | | R/W | | OBD | BENCH | BOOT |
| Skoda | car | Fabia | 1.9l TDI | Bosch | EDC15V | | | R/W | | OBD | | |
| Skoda | car | Fabia | 1.4l TDI | Bosch | EDC16U34 | | | R/W | | OBD | BENCH | JTAG |
| Skoda | car | Fabia | 1.9l TDI | Bosch | EDC17U01 | | | R/W | | | BENCH | BOOT |
| Skoda | car | Fabia | 1.6l 8V | Bosch | ME7.5.20 | | | R/W | | OBD | | |
| Skoda | car | Fabia | 2.0l Turbo | Bosch | ME7.5.5 | | | R/W | | OBD | | |
| Skoda | car | Kamiiq | 1.5 TSI | Bosch | MG1CS011 | TC298 / SPC5777 | AURIX / FREESCALE | R/W | | | BENCH | |
| Skoda | car | Karoq | 1.5 TSI | Bosch | MG1CS011 | TC298 / SPC5777 | AURIX / FREESCALE | R/W | | | BENCH | |
| Skoda | car | Karoq | 2.0l 16V TDI | Bosch | EDC17C74 | | | VR/W | | OBD | BENCH | BOOT |
| Skoda | car | Karoq | 2.0 TFSI | Bosch | MG1CS001 | SPC5777 | FREESCALE | R/W | | | BENCH | |
| Skoda | car | Karoq | 2.0 TFSI | Bosch | MG1CS111 | SPC5777 | FREESCALE | R/W | | | BENCH | |
| Skoda | car | Kodiaq | 2.0l 16V TDI | Bosch | EDC17C74 | | | VR/W | | OBD | BENCH | BOOT |
| Skoda | car | Kodiaq | 1.4l TFSI | Bosch | MED17.5.25 | | | VR/W | | OBD | BENCH | BOOT |
| Skoda | car | Kodiaq | 1.5 TSI | Bosch | MG1CS011 | TC298 / SPC5777 | AURIX / FREESCALE | R/W | | | BENCH | |
| Skoda | car | Kodiaq | 2.0 TFSI | Bosch | MG1CS001 | SPC5777 | FREESCALE | R/W | | | BENCH | |
| Skoda | car | Kodiaq | 2.0 TFSI | Bosch | MG1CS111 | SPC5777 | FREESCALE | R/W | | | BENCH | |
| Skoda | car | Kodiaq | 1.6 TDI | Delphi | DCM6.2V | SPC5674 | | VR/W | | OBD | | |
| Skoda | car | Octavia | 1.2l TSI | Siemens | SIMOS 10.x | | | R/W | | OBD | | BOOT |
| Skoda | car | Octavia | 1.4l 16V | Marelli | 4HV | | | R/W | | OBD | | BOOT |
| Skoda | car | Octavia | 1.6l 8v | Siemens | SIMOS 7.1 | | | R/W | | OBD | | BOOT |
| Skoda | car | Octavia | 1.8l Turbo | Bosch | ME7.5.1 | | | R/W | | OBD | | BOOT |
| Skoda | car | Octavia | 1.8l Turbo | Bosch | ME7.5.5 | | | R/W | | OBD | | |

| | | | | | | | | | | | |
|-------|-----|------------|------------------|---------|------------|--------------------------|------|-------------------|-----|-----------|----------------|
| Skoda | car | Octavia | 1.8I TFSI | Bosch | MED17 | | R/W | | OBD | | |
| Skoda | car | Octavia | 1.8I TSI | Siemens | SIMOS 12 | | VR/W | | OBD | | BOOT |
| Skoda | car | Octavia | 2.0I TSI | Siemens | SIMOS 18 | | VR/W | | OBD | | BOOT |
| Skoda | car | Octavia | 1.6I 16V TDI | Siemens | PCR2.1 | | R/W | | OBD | BENCH | BOOT |
| Skoda | car | Octavia | 1.6I TDI | Delphi | DCM6.2V | SPC5674 | VR/W | | OBD | | |
| Skoda | car | Octavia | 1.9I TDI PD | Bosch | EDC15P | | R/W | | OBD | BENCH | BOOT |
| Skoda | car | Octavia | 1.9I TDI PD | Bosch | EDC15V | | R/W | | OBD | | |
| Skoda | car | Octavia | 1.9/2.0I TDI PD | Bosch | EDC16U1 | | R/W | | OBD | BENCH | JTAG |
| Skoda | car | Octavia | 1.9/2.0I TDI PD | Bosch | EDC16U34 | | R/W | | OBD | BENCH | JTAG |
| Skoda | car | Octavia | 2.0I 16V TDI | Siemens | PPD1 | | R/W | | OBD | | JTAG |
| Skoda | car | Octavia | 2.0I 16V TDI | Bosch | EDC17CP14 | | R/W | | OBD | BENCH | BOOT |
| Skoda | car | Octavia | 2.0I 16V TDI | Bosch | EDC17C46 | | VR/W | | OBD | BENCH | BOOT |
| Skoda | car | Octavia | 2.0I 16V TDI | Bosch | EDC17C64 | | VR/W | | OBD | BENCH | BOOT |
| Skoda | car | Octavia | 2.0I 16V TDI | Bosch | EDC17C74 | | VR/W | | OBD | BENCH | BOOT |
| Skoda | car | Octavia | 1.6/2.0I 16V FSI | Bosch | MED 9.5 | | R/W | | OBD | | |
| Skoda | car | Octavia | 2.0 TDI | Bosch | MD1CS004 | TC298 | | AURIX | R/W | | BENCH |
| Skoda | car | Octavia | 1.5 TSI | Bosch | MG1CS011 | TC298 / SPC5777 | | AURIX / FREESCALE | R/W | | BENCH |
| Skoda | car | Octavia | 2.0 TFSI | Bosch | MG1CS111 | SPC5777 | | FREESCALE | R/W | | BENCH |
| Skoda | car | Octavia RS | 2.0I Turbo FSI | Bosch | MED 9.1 | | R/W | | OBD | BENCH | JTAG |
| Skoda | car | Rapid | 1.6I TDI | Siemens | PCR2.1 | | R/W | | OBD | BENCH | BOOT |
| Skoda | car | Rapid | 1.6I TDI | Delphi | DCM6.2V | SPC5674 | VR/W | | OBD | | |
| Skoda | car | Rapid | 1.2I TSI | Siemens | SIMOS 10.x | | R/W | | OBD | | BOOT |
| Skoda | car | Roomster | 1.2I 12V | Siemens | SIMOS 9.1 | | R/W | | OBD | | BOOT |
| Skoda | car | Roomster | 1.2I TSI | Siemens | SIMOS 10 | | R/W | | OBD | | BOOT |
| Skoda | car | Roomster | 1.4I 16V | Marelli | 4HV | | R/W | | OBD | | BOOT |
| Skoda | car | Roomster | 1.9I PD | Bosch | EDC15V | | R/W | | OBD | | |
| Skoda | car | Roomster | 1.9I PD | Bosch | EDC15P | | R/W | | OBD | BENCH | BOOT |
| Skoda | car | Roomster | 1.6I 16V TDI | Siemens | PCR2.1 | | R/W | | OBD | BENCH | BOOT |
| Skoda | car | Scala | 1.6 TDI | Delphi | DCM6.2V | SPC5674 | VR/W | | OBD | | |
| Skoda | car | Scala | 1.0 TSI/TFSI | Bosch | MED17.5.21 | | VR/W | | OBD | BENCH | BOOT |
| Skoda | car | Superb | 1.4/1.8I TFSI | Bosch | MED17 | | R/W | | OBD | | |
| Skoda | car | Superb | 1.8I Turbo | Bosch | ME7.5.1 | | R/W | | OBD | | BOOT |
| Skoda | car | Superb | 1.8I Turbo | Bosch | ME7.5.5 | | R/W | | OBD | | |
| Skoda | car | Superb | 1.8I TSI | Siemens | SIMOS 12 | | VR/W | | OBD | | BOOT |
| Skoda | car | Superb | 2.0I TSI | Siemens | SIMOS 18 | | VR/W | | OBD | | BOOT |
| Skoda | car | Superb | 1.6I 16V TDI | Bosch | PCR2.1 | | R/W | | OBD | BENCH | BOOT |
| Skoda | car | Superb | 1.9/2.0I TDI | Bosch | EDC16U3x | | R/W | | OBD | BENCH | JTAG |
| Skoda | car | Superb | 2.0I 16V TDI | Bosch | EDC17CP04 | | R/W | | OBD | BENCH | BOOT |
| Skoda | car | Superb | 2.0I 16V TDI | Bosch | EDC17CP14 | | R/W | | OBD | BENCH | BOOT |
| Skoda | car | Superb | 2.0I 16V TDI | Bosch | EDC17C46 | | VR/W | | OBD | BENCH | BOOT |
| Skoda | car | Superb | 2.0I 16V TDI | Bosch | EDC17C74 | | VR/W | | OBD | BENCH | BOOT |
| Skoda | car | Superb | 2.5I TDI | Bosch | EDC15VP40 | | R/W | | OBD | | |
| Skoda | car | Superb | 1.5 TSI | Bosch | MG1CS011 | TC298 / SPC5777 | | AURIX / FREESCALE | R/W | | BENCH |
| Skoda | car | Superb | 2.0 TFSI | Bosch | MG1CS001 | SPC5777 | | FREESCALE | R/W | | BENCH |
| Skoda | car | Superb | 2.0 TFSI | Bosch | MG1CS111 | SPC5777 | | FREESCALE | R/W | | BENCH |
| Skoda | car | Yeti | 1.6I 16V TDI | Siemens | PCR2.1 | | R/W | | OBD | BENCH | BOOT |
| Skoda | car | Yeti | 2.0I 16V TDI | Bosch | EDC17CP04 | | R/W | | OBD | BENCH | BOOT |
| Skoda | car | Yeti | 2.0I 16V TDI | Bosch | EDC17CP14 | | R/W | | OBD | BENCH | BOOT |
| Skoda | car | Yeti | 2.0I 16V TDI | Bosch | EDC17C46 | | VR/W | | OBD | BENCH | BOOT |
| Skoda | car | Yeti | 2.0I 16V TDI | Bosch | EDC17C64 | | VR/W | | OBD | BENCH | BOOT |
| Skoda | car | Yeti | 1.2I TSI | Siemens | SIMOS 10.x | | R/W | | OBD | | BOOT |
| Skoda | car | | | Bosch | EDC15P | C167 29F400BT / 29F800BT | | EEPROM 24C04 | R/W | K-line | OBD BENCH BOOT |
| Skoda | car | | | Bosch | EDC15V | C167 29F400BT / 29F800BT | | EEPROM 24C04 | R/W | K-line | BENCH |
| Skoda | car | | | Bosch | MED17.5.11 | C167 29F800BB | | EEPROM 95040 | R/W | K-line | BENCH |
| Skoda | car | | | Bosch | ME7.5 | C167 29F800BB | | EEPROM 95040 | R/W | K-line | BENCH |
| Skoda | car | | | Bosch | ME7.5.x | C167 29F400BB / 29F800BB | | EEPROM 95040 | R/W | K-line | BENCH |
| Skoda | car | | | Bosch | ME7.5.20 | ST10F275 | | EEPROM 95040 | R/W | K-line | BENCH |
| Skoda | car | | | Siemens | Simos 3xx | C167 29F400BB | | EEPROM 93C76 | R/W | K-line | BENCH BOOT |
| Skoda | car | | | Bosch | EDC16CP34 | MPC563/564 | | EEPROM | R/W | OBD BENCH | JTAG |
| Skoda | car | | | Bosch | EDC16U1 | MPC555/556 | | EEPROM | R/W | OBD BENCH | JTAG |
| Skoda | car | | | Bosch | EDC16U31 | MPC563/564 | | EEPROM | R/W | BENCH | JTAG |
| Skoda | car | | | Bosch | EDC16U34 | MPC561/562 | | EEPROM | R/W | OBD BENCH | JTAG |

WEBSITE:www.dfb-technology.com

Email:info@dfb-technology.com

Notice: Please send email to us for quotation if you want learn this tool

| | | | | | | | | | | |
|-------|-----|---------|-----------------------------|-------------|-----------------------|--------|-----|-----|-------|------------------------|
| Skoda | car | | Bosch | MED9.1 | MPC561/562 | EEPROM | R/W | OBD | BENCH | JTAG |
| Skoda | car | | Bosch | MED9.1 | MPC563/564 | EEPROM | R/W | OBD | BENCH | JTAG |
| Skoda | car | | Bosch | MED9.5.10 | MPC561/562 | EEPROM | R/W | OBD | BENCH | JTAG |
| Skoda | car | | Bosch | EDC17CP14 | TC1796 | EEPROM | R/W | OBD | BENCH | BOOT |
| Skoda | car | | Bosch | EDC17CP14 | TC1796 | EEPROM | R/W | OBD | BENCH | BOOT |
| Skoda | car | | Bosch | EDC17CP20 | TC1796 | EEPROM | R/W | OBD | BENCH | BOOT |
| Skoda | car | | Bosch | EDC17CP20 | TC1796 | EEPROM | R/W | OBD | BENCH | BOOT |
| Skoda | car | | Bosch | EDC17CP04 | TC1796 | EEPROM | R/W | OBD | BENCH | BOOT |
| Skoda | car | | Bosch | EDC17C46 | TC1767 | EEPROM | R/W | OBD | BENCH | BOOT |
| Skoda | car | | Bosch | EDC17C54 | TC1797 | EEPROM | R/W | | BENCH | BOOT |
| Skoda | car | | Bosch | EDC17C64 | TC1797 | EEPROM | R/W | OBD | BENCH | BOOT |
| Skoda | car | | Bosch | EDC17C74 | TC1793 | EEPROM | R/W | OBD | BENCH | BOOT |
| Skoda | car | | Bosch | EDC17CP24 | TC1796 | EEPROM | R/W | | BENCH | BOOT |
| Skoda | car | | Bosch | EDC17CP44 | TC1797 | EEPROM | R/W | OBD | BENCH | BOOT |
| Skoda | car | | Bosch | EDC17CP54 | TC1793 | EEPROM | R/W | | BENCH | BOOT |
| Skoda | car | | Bosch | EDC17CP74 | TC1793 | EEPROM | R/W | | BENCH | BOOT |
| Skoda | car | | Bosch | EDC17U01 | TC1766 | EEPROM | R/W | | BENCH | BOOT |
| Skoda | car | | Bosch | EDC17U05 | TC1796 | EEPROM | R/W | | BENCH | BOOT |
| Skoda | car | | Bosch | MED17.1 | TC1796 | EEPROM | R/W | | BENCH | BOOT |
| Skoda | car | | Bosch | MED17.1.0 | TC1793 | EEPROM | R/W | | BENCH | BOOT |
| Skoda | car | | Bosch | MED17.1.1 | TC1796 | EEPROM | R/W | | BENCH | BOOT |
| Skoda | car | | Bosch | MED17.1.6 | TC1797 | EEPROM | R/W | | BENCH | BOOT |
| Skoda | car | | Bosch | MED17.1.21 | TC1793 | EEPROM | R/W | | BENCH | BOOT |
| Skoda | car | | Bosch | MED17.1.27 | TC1793 | EEPROM | R/W | | BENCH | BOOT |
| Skoda | car | | Bosch | MED17.1.61 | TC1793 | EEPROM | R/W | | BENCH | BOOT |
| Skoda | car | | Bosch | MED17.1.62 | TC1793 | EEPROM | R/W | | BENCH | BOOT |
| Skoda | car | | Bosch | MED17.5 | TC1766 | EEPROM | R/W | | BENCH | BOOT |
| Skoda | car | | Bosch | MED17.5.1 | TC1767 | EEPROM | R/W | | BENCH | BOOT |
| Skoda | car | | Bosch | MED17.5.2 | TC1796 | EEPROM | R/W | OBD | BENCH | BOOT |
| Skoda | car | | Bosch | MED17.5.5 | TC1766 | EEPROM | R/W | | BENCH | BOOT |
| Skoda | car | | Bosch | MED17.5.5 | TC1767 | EEPROM | R/W | | BENCH | BOOT |
| Skoda | car | | Bosch | MED17.5.20 | TC1766 | EEPROM | R/W | OBD | BENCH | BOOT |
| Skoda | car | | Bosch | MED17.5.21 | TC1782 | EEPROM | R/W | OBD | BENCH | BOOT |
| Skoda | car | | Bosch | MED17.5.25 | TC1782 | EEPROM | R/W | OBD | BENCH | BOOT |
| Skoda | car | | Bosch | ME17.5 | TC1767 | EEPROM | R/W | | BENCH | BOOT |
| Skoda | car | | Bosch | ME17.5.6 | TC1767 | EEPROM | R/W | | BENCH | BOOT |
| Skoda | car | | Bosch | ME17.5.20 | TC1767 | EEPROM | R/W | | BENCH | BOOT |
| Skoda | car | | Bosch | ME17.5.24 | TC1724 | EEPROM | R/W | | BENCH | BOOT |
| Skoda | car | | Bosch | ME17.5.26 | TC1724 | EEPROM | R/W | | BENCH | BOOT |
| Skoda | car | | Siemens | SDI 3 | TC1796 | EEPROM | R/W | | | BOOT |
| Skoda | car | | Siemens | PCR2.1 | TC1796 | EEPROM | R/W | OBD | BENCH | BOOT |
| Skoda | car | | Siemens | Simos 10.11 | TC1766 | EEPROM | R/W | | | BOOT |
| Skoda | car | | Siemens | SIMOS 12 | TC1797 | EEPROM | R/W | OBD | | BOOT |
| Skoda | car | | Siemens | SIMOS 18 | TC1791 | EEPROM | R/W | OBD | | BOOT |
| Skoda | car | | Bosch | ME7.5 | C167 | 29F400 | R/W | | | BOOT |
| Skoda | car | | Bosch | ME7.5.10 | ST10F275 | | R/W | | | BOOT |
| Skoda | car | | Bosch | ME7.5.20 | ST10F275 | | R/W | | | BOOT |
| Skoda | car | | Bosch | ME7.5.30 | ST10F275 | | R/W | | | BOOT |
| Skoda | car | | Delphi | DCM3.7 | Renesas | | R/W | OBD | | READ JTAG / WRITE BOOT |
| Skoda | TCU | Citigo | ZF | SQ100 | | | | | | BOOT |
| Skoda | TCU | Fabia | DSG DQ200 – MQB | Temic | DQ200 | | | | BENCH | |
| Skoda | TCU | Karoq | DSG DQ200 – MQB Gen 2 | Temic | DQ200 G2 | | | | BENCH | |
| Skoda | TCU | Karoq | DSG DQ200 – MQB Gen 2 >2019 | Temic | DQ200 G2 (since 2019) | | | | BENCH | |
| Skoda | TCU | Karoq | DSG DQ200 – MQB Gen 2 >2019 | Temic | DQ200 G2 (since 2019) | | | | BENCH | |
| Skoda | TCU | Kodiaq | DSG DQ200 – MQB Gen 2 | Temic | DQ200 G2 | | | | BENCH | |
| Skoda | TCU | Kodiaq | DSG DQ200 – MQB Gen 2 >2019 | Temic | DQ200 G2 (since 2019) | | | | BENCH | |
| Skoda | TCU | Kodiaq | DSG DQ250 | Temic | DQ250 | | | | BENCH | |
| Skoda | TCU | Kodiaq | DSG DQ250 – MQB | Temic | DQ250 MQB | | | | BENCH | |
| Skoda | TCU | Octavia | DSG DQ200 – MQB | Temic | DQ200 | | | | BENCH | |
| Skoda | TCU | Octavia | DSG DQ200 – MQB Gen 2 | Temic | DQ200 G2 | | | | BENCH | |
| Skoda | TCU | Octavia | DSG DQ200 – MQB Gen 2 >2019 | Temic | DQ200 G2 (since 2019) | | | | BENCH | |
| Skoda | TCU | Octavia | DSG DQ250 | Temic | DQ250 | | | | BENCH | |

| | | | | | | | | | | | | | | | |
|------------|---------|---------------|-----------------------------|------------|-----------------------|----------|---------------|-----------------|-----|-------|--|--------|-------|-------|------------------------|
| Skoda | TCU | Octavia | DSG DQ250 – MQB | Temic | DQ250 MQB | | | | | BENCH | | | | | |
| Skoda | TCU | Octavia | | Temic | DQ250 C/E/F | | | | OBD | BENCH | | | | | |
| Skoda | TCU | Rapid | DSG DQ200 – MQB | Temic | DQ200 | | | | | BENCH | | | | | |
| Skoda | TCU | Roomster | DSG DQ200 | Temic | DQ200 | | | | | BENCH | | | | | |
| Skoda | TCU | Superb | DSG DQ200 – MQB | Temic | DQ200 | | | | | BENCH | | | | | |
| Skoda | TCU | Superb | | Temic | DQ250 C/E/F | | | | OBD | BENCH | | | | | |
| Skoda | TCU | Yeti | DSG DQ200 | Temic | DQ200 | | | | | BENCH | | | | | |
| Skoda | TCU | Yeti | DSG DQ200 – MQB | Temic | DQ200 | | | | | BENCH | | | | | |
| Skoda | TCU | Yeti | DSG DQ200 – MQB Gen 2 >2019 | Temic | DQ200 G2 (since 2019) | | | | | BENCH | | | | | |
| Skoda | TCU | Yeti | | Temic | DQ250 C/E/F | | | | OBD | BENCH | | | | | |
| Skoda | car | | | Bosch | EDC15 | | | | | R/W | | | BOOT | | |
| Skoda | car | | | Bosch | EDC15P | C167 | | 29F400 | | R/W | | OBD | BENCH | BOOT | |
| Skoda | car | | | Bosch | ME7.1.1 | C167 | | 29F800 | | R/W | | | | BOOT | |
| Skoda | car | | | Marelli | 4AVP | ST10F269 | | | | R/W | | | | BOOT | |
| Skoda | car | | | Marelli | 4AC | ST10F269 | | | | R/W | | | | BOOT | |
| Skoda | car | | | Marelli | 4EV | ST10F280 | | | | R/W | | | | BOOT | |
| Skoda | car | | | Marelli | 4HV | ST10F269 | | | | R/W | | OBD | | BOOT | |
| Skoda | car | | | Marelli | 4SF | ST10F280 | | | | R/W | | | | BOOT | |
| Skoda | car | | | Marelli | 4TV | ST10F280 | | | | R/W | | OBD | | BOOT | |
| Skoda | car | | | Marelli | 4VB | ST10F280 | | | | R/W | | | | BOOT | |
| Skoda | car | | | Siemens | SIMOS 3 | C167 | | 29F400 / 29F800 | | R/W | | | | BOOT | |
| Skoda | car | | | Siemens | SIMOS 7.1 | C167 | | 29F400 / 29F800 | | R/W | | OBD | | BOOT | |
| Skoda | car | | | Siemens | SIMOS 7.8 | C167 | | 29F400 / 29F800 | | R/W | | OBD | | BOOT | |
| Skoda | car | | | Siemens | SIMOS 9.1 | C167 | | 29F400 / 29F800 | | R/W | | OBD | | BOOT | |
| Smart | car | Smart 800 | 0.8l CDI | Bosch | EDC15C5 | | | | | R/W | | OBD | | | |
| Smart | car | Smart 600/700 | 0.6/0.7l | Bosch | MEG 1.1 | | | | | R/W | | OBD | | BOOT | |
| Smart | car | ForTwo | 0.8l CDI | Bosch | EDC16C31 | | | | | R/W | | OBD | BENCH | JTAG | |
| Smart | car | ForTwo | 0.8l CDI | Bosch | EDC16C32 | | | | | R/W | | OBD | BENCH | JTAG | |
| Smart | car | Forfour | 1.5l CDI | Bosch | EDC16C31 | | | | | R/W | | OBD | BENCH | JTAG | |
| Smart | car | Forfour | 1.5l CDI | Bosch | EDC16C32 | | | | | R/W | | OBD | BENCH | JTAG | |
| Smart | car | | | Bosch | EDG15C5 | | C167 29F400BT | EEPROM | | R/W | | K-line | | BENCH | |
| Smart | car | | | Bosch | ME7.7.0 | ST10F275 | | EEPROM | | R/W | | K-line | | BENCH | |
| Smart | car | | | Mitsubishi | E6T73xxx | | | | | R/W | | | | BENCH | |
| Smart | car | | | Mitsubishi | F2T601x | | | | | R/W | | | | BENCH | |
| Smart | car | | | Bosch | ME17.9.20 | TC1782 | | EEPROM | | R/W | | | | BENCH | BOOT |
| Smart | car | | | Bosch | BMS T1 | TC1797 | | EEPROM | | R/W | | | | BENCH | |
| Smart | car | | | Bosch | EDG15x | C167 | | 29F400 | | R/W | | | | | BOOT |
| Smart | car | | | Bosch | ME7.7 | ST10F275 | | | | R/W | | | | | BOOT |
| Smart | car | | | Bosch | MEG1 MCC | C167 | | 29F400 | | R/W | | | | | BOOT |
| Smart | car | | | Siemens | EMS | C167 | | 29F200 / 29F400 | | R/W | | | | | BOOT |
| Smart | TCU | For two W450 | | Mitsubishi | G2T601X | | | | | | | | | BENCH | |
| Smart | TCU | For four | | Mitsubishi | G2T601X | | | | | | | | | BENCH | |
| Ssang Yong | car | | | Delphi | DCM3.7 | | Renesas | | | R/W | | OBD | | | READ JTAG / WRITE BOOT |
| Ssangyong | car | Actyon | 2.0l | Delphi | DCM32 | | | | | R/W | | OBD | | | |
| Ssangyong | car | Korando | 2.0l | Delphi | DCM37 | | | | | R/W | | OBD | | | |
| Ssangyong | car | Korando | 2.2l | Delphi | DCM6.2 | | SPC5674 | | | R/W | | | | | BOOT + JTAG |
| Ssangyong | car | Kyron | 2.0/2.7l | Delphi | DDCR | | | | | R/W | | OBD | | | |
| Ssangyong | car | Kyron | 2.7l | Delphi | DCM32 | | | | | R/W | | OBD | | | |
| Ssangyong | car | Rexton | 2.7l | Delphi | DDCR | | | | | R/W | | OBD | | | |
| Ssangyong | car | Rexton | 2.7l | Delphi | DCM32 | | | | | R/W | | OBD | | | |
| Ssangyong | car | Rodius | 2.7l | Delphi | DDCR | | | | | R/W | | OBD | | | |
| Ssangyong | car | Rodius | 2.7l | Delphi | DCM32 | | | | | R/W | | OBD | | | |
| Ssangyong | car | | | Delphi | | | MPC555/6 | | | R/W | | JTAG | | | JTAG |
| Ssangyong | car | | | Delphi | DCM6.2 | | SPC5674 | EEPROM | | R/W | | | | | BOOT + JTAG |
| Ssangyong | car | | | Delphi | DCM6.2A | | SPC5674 | EEPROM | | R/W | | OBD | | | BOOT + JTAG |
| Ssangyong | TCU | Actyon | | Siemens | EGS52 | | | | | | | | | | BOOT |
| Ssangyong | TCU | Chairman | | Siemens | EGS52 | | | | | | | | | | BOOT |
| Ssangyong | TCU | Kyron | | Siemens | EGS52 | | | | | | | | | | BOOT |
| Ssangyong | TCU | Rexton | | Siemens | EGS52 | | | | | | | | | | BOOT |
| Ssangyong | TCU | Rodius | | Siemens | EGS52 | | | | | | | | | | BOOT |
| Starfisher | marine | | | Bosch | EDC16C39 | | | | | R/W | | | | BENCH | |
| Steyr | tractor | KOMPACT | 4055 3.4L / 4065 | Bosch | MD1CS069 | TC299 | | AURIX | | R/W | | OBD | BENCH | | |

| | | | | | | | | | | | |
|----------------------|---------|--------------|----------------------------|---------|------------------------|-----------------------------|--------------|--------|--------|-------|------------------------|
| Steyr | tractor | CVT | 6130 -> 6230 | Bosch | EDC7UC31 | | | R/W | OBD | BENCH | JTAG |
| Steyr | tractor | CVT | 6.7L 130->6230 L6 Stage 5 | Bosch | MD1CE101 | | | R/VR/W | OBD | BENCH | |
| Steyr | tractor | Profi | 4110 - 6140 | Bosch | EDC7C1 | | | R/W | OBD | | JTAG |
| Steyr | tractor | Profi | 4110 - 6140 | Bosch | EDC7UC31 | | | R/W | OBD | BENCH | JTAG |
| Steyr | tractor | Profi | 4115 - 6145 | Bosch | EDC17CV41 | | | R/W | OBD | BENCH | BOOT |
| Steyr | tractor | Terrus | 6270 - 6300 | Bosch | EDC17CV41 | | | R/W | OBD | BENCH | BOOT |
| Steyr | tractor | Terrus | 6.7L 6250->6300 L6 Stage 5 | Bosch | MD1CE101 | | | R/VR/W | OBD | BENCH | |
| Steyr | truck | | | Bosch | EDC7 | MPC5xx | | R/W | JTAG | | JTAG |
| Steyr | tractor | | | Bosch | EDC7UC31 | MPC561/562 | EEPROM | R/W | | BENCH | JTAG |
| Steyr | tractor | | | Bosch | EDC17C49 | TC1797 | EEPROM | R/W | | BENCH | BOOT |
| Still | truck | | | Bosch | EDC17CV52 | TC1797 | EEPROM | R/W | | BENCH | BOOT |
| Subaru | car | Forester | 2.0l TD | Denso | KS-DT | | | R/W | OBD | | |
| Subaru | car | Impreza | 2.0l TD | Denso | KS-DT | | | R/W | OBD | | |
| Subaru | car | Impreza | 2.0l WRX/STI 2001 - 2005 | Denso | 68HC16 | | | R/W | OBD | | |
| Subaru | car | Impreza | 2.5l STI 2005 - 2007 | Denso | SH7058 | | | R/W | OBD | | |
| Subaru | car | Legacy | 2.0l TD | Denso | KS-DT | | | R/W | OBD | | |
| Subaru | car | Outback | 2.0l TD | Denso | KS-DT | | | R/W | OBD | | |
| Subaru | car | Tribeca | 3.0l STI 2007+ | Denso | SH7058 | | | R/W | OBD | | |
| Subaru | car | XV | 2.0l TD | Denso | DA | | | R/W | OBD | | |
| Subaru | car | | | Denso | 275700-0101 22611A5600 | SH7059 | EEPROM | R/W | CAN | | BENCH |
| Subaru | car | | | Bosch | EDC17CP37 | TC1766 | EEPROM | R/W | | BENCH | BOOT |
| Subaru | car | | | Denso | CJ | Renesas | | R/W | | | READ JTAG / WRITE BOOT |
| Subaru | car | | | Denso | DT | Renesas | | R/W | | | READ JTAG / WRITE BOOT |
| Subaru | car | | | Denso | KH | Renesas | | R/W | | | READ JTAG / WRITE BOOT |
| Subaru | car | | | Denso | KS | Renesas | | R/W | | | READ JTAG / WRITE BOOT |
| Subaru | car | | | Denso | JK | Renesas | | R/W | | | READ JTAG / WRITE BOOT |
| Subaru | car | | | Denso | GW | Renesas | | R/W | | | READ JTAG / WRITE BOOT |
| Subaru | car | | | Denso | GP | Renesas | | R/W | | BENCH | READ JTAG / WRITE BOOT |
| Subaru | car | | | Hitachi | VV | Renesas | | R/W | | | READ JTAG / WRITE BOOT |
| Subaru | car | | | Hitachi | WA | Renesas | | R/W | | | READ JTAG / WRITE BOOT |
| Subaru 2.5 | car | | | Denso | - | Renesas | | R/W | | | READ JTAG / WRITE BOOT |
| Subaru Forester 2010 | car | | | Denso | - | Renesas | | R/W | | | READ JTAG / WRITE BOOT |
| Subaru Outback 3.0 | car | | | Denso | - | Renesas | | R/W | | | READ JTAG / WRITE BOOT |
| Supertino | tractor | Starmix | 6.7L | Bosch | EDC17CV41 | | | R/W | OBD | BENCH | BOOT |
| Suzuki | car | Grand Vitara | 1.9l DDiS | Bosch | EDC16C3-9 | | | R/W | OBD | BENCH | JTAG |
| Suzuki | car | Grand Vitara | 1.9l DDiS | Bosch | EDC16C3-9 | | | R/W | OBD | BENCH | JTAG |
| Suzuki | car | Grand Vitara | 1.6/2.0 VVT | Denso | SH7058 | | | R/W | OBD | | |
| Suzuki | car | Ignis | 1.3l DDiS | Marelli | 6J | | | R/W | OBD | BENCH | JTAG |
| Suzuki | car | Ignis | 1.3l DDiS | Marelli | 6F3 | | | R/W | OBD | | JTAG |
| Suzuki | car | Jimny | 1.5l DDiS | Delphi | DDCR | | | R/W | OBD | | |
| Suzuki | car | S-Cross | 1.4T Boosterjet 48V | Bosch | MG1CS026 | SPC58 | ST | R/W | | BENCH | |
| Suzuki | car | Splash | 1.3l DDiS | Marelli | 6J | | | R/W | OBD | BENCH | JTAG |
| Suzuki | car | Swift | 1.3/1.6l 16V | Denso | SH7058 | | | R/W | OBD | | |
| Suzuki | car | Swift | 1.3l DDiS | Marelli | 6J | | | R/W | OBD | BENCH | JTAG |
| Suzuki | car | Swift | 1.3l DDiS | Marelli | 6F3 | | | R/W | OBD | | JTAG |
| Suzuki | car | Swift | 1.4T Boosterjet 48V | Bosch | MG1CS026 | SPC58 | ST | R/W | | BENCH | |
| Suzuki | car | SX4 | 1.5/1.6l VVT | Denso | SH7058 | | | R/W | OBD | | |
| Suzuki | car | SX4 | 1.9l 16V | Bosch | EDC16C39 | | | R/W | OBD | BENCH | JTAG |
| Suzuki | car | Vitara | 2.0l HDI | Bosch | EDC15C2 | | | R/W | OBD | | |
| Suzuki | car | Vitara | 1.4T Boosterjet 48V | Bosch | MG1CS026 | ST SPC58 | | R/W | | BENCH | |
| Suzuki | car | Wagon R+ | 1.3l DDiS | Marelli | 6J | SPC58 | ST | R/W | OBD | BENCH | JTAG |
| Suzuki | car | Wagon R+ | 1.3l DDiS | Marelli | 6F3 | | | R/W | OBD | | JTAG |
| Suzuki | car | | | Bosch | EDC15C2 1 plug | C167 29F400BT | EEPROM | R/W | K-line | | BENCH |
| Suzuki | car | | | Bosch | EDC15C2 3 plug | C167 29F400BT | EEPROM | R/W | K-line | | BENCH |
| Suzuki | car | | | Bosch | M7.4.4 | C167 29F400BB | EEPROM 95080 | R/W | K-line | | BENCH |
| Suzuki | car | | | Bosch | ME7.4.4 | C167 29F400BB | EEPROM 95160 | R/W | K-line | | BENCH |
| Suzuki | car | | | Bosch | ME7.9.5 | ST10F275 | EEPROM 95040 | R/W | K-line | | BENCH |
| Suzuki | car | | | Denso | MB112300 | RENESAS SH7055 / 7058 | EEPROM | R/W | CAN | | BENCH |
| Suzuki | car | | | Marelli | 6J0 | MPC555 | EEPROM | R/W | K-line | OBD | BENCH |
| Suzuki | car | | | Marelli | 6O3 | MPC563/M58BW016xB/S29CL016x | EEPROM 95320 | R/W | K-line | OBD | BENCH |
| Suzuki | car | | | Marelli | 6O3 | MPC563/M58BW016xB/S29CL016x | EEPROM 95320 | R/W | CAN | OBD | BENCH |
| Suzuki | car | | | Marelli | 8Fx | MPC5565 | EEPROM 95640 | R/W | K-line | | BENCH |

WEBSITE:www.dfb-technology.com

Email:info@dfb-technology.com

Notice: Please send email to us for quotation if you want learn this tool

| | | | | | | | | | | | |
|----------------------|-----------|--------------|----------------|------------|-------------|---------------------------|--------------|------|--------|-------|------------------------|
| Suzuki | car | | | Siemens | SID801 | C167 29F400BB | EEPROM 93C56 | R/W | K-line | BENCH | BOOT |
| Suzuki | car | | | Siemens | SID801A | C167 29F400BB | EEPROM 93C56 | R/W | K-line | BENCH | BOOT |
| Suzuki | car | | | Siemens | SID802 | C167 29F400BB | EEPROM 93C56 | R/W | K-line | BENCH | BOOT |
| Suzuki | car | | | Siemens | SID803 | AM29FBDD160xB / 529CDD016 | EEPROM 95320 | R/W | K-line | BENCH | JTAG |
| Suzuki | car | | | Siemens | SID804 | AM29FBDD160xB / 529CDD016 | EEPROM 95320 | R/W | K-line | BENCH | BOOT |
| Suzuki | car | | | Siemens | SID805 | C167 29F400BB | EEPROM 93C56 | R/W | CAN | BENCH | BOOT |
| Suzuki | car | | | Siemens | SID806 | C167 29F400BB | EEPROM 93C56 | R/W | CAN | BENCH | BOOT |
| Suzuki | car | | | Bosch | EDC16 | MPC555/6 | Am29BL802C | R/W | | BENCH | JTAG |
| Suzuki | car | | | Marelli | UZ13DT | MPC555/6 | | R/W | JTAG | | JTAG |
| Suzuki | car | | | Bosch | EDC16C36 | MPC563/564 | EEPROM | R/W | | BENCH | JTAG |
| Suzuki | car | | | Mitsubishi | E6T13672 | | | R/W | | BENCH | |
| Suzuki | car | | | Mitsubishi | E6T16873 | | | R/W | | BENCH | |
| Suzuki | car | | | Mitsubishi | E6T17 | | | R/W | | BENCH | |
| Suzuki | car | | | Mitsubishi | ET6900 | | | R/W | | BENCH | |
| Suzuki | car | | | Bosch | EDC17C49 | TC1797 | EEPROM | R/W | | BENCH | BOOT |
| Suzuki | car | | | Bosch | EDC17C69 | TC1793 | EEPROM | R/W | | BENCH | BOOT |
| Suzuki | car | | | Bosch | ME17.8.xx | TC1762 | EEPROM | R/W | | BENCH | BOOT |
| Suzuki | car | | | Bosch | ME17.8.xx | TC1767 | EEPROM | R/W | | BENCH | BOOT |
| Suzuki | car | | | Bosch | VME17 | TC1762 | EEPROM | R/W | | BENCH | BOOT |
| Suzuki | car | | | Bosch | ME17.9.5 | TC1762 | EEPROM | R/W | | BENCH | BOOT |
| Suzuki | car | | | Bosch | ME17.9.51 | TC1762 | EEPROM | R/W | | BENCH | BOOT |
| Suzuki | car | | | Bosch | ME17.9.xx | TC1767 | EEPROM | R/W | | BENCH | BOOT |
| Suzuki | car | | | Bosch | ME17.9.61 | TC1724 | EEPROM | R/W | | BENCH | BOOT |
| Suzuki | car | | | Bosch | ME17.9.64 | TC1724 | EEPROM | R/W | | BENCH | BOOT |
| Suzuki | car | | | Bosch | MED17.9.63 | TC1793 | EEPROM | R/W | | BENCH | BOOT |
| Suzuki | car | | | Marelli | 8DS | MPC55xx | EEPROM | R/W | JTAG | | JTAG |
| Suzuki | TCU | Vitara | | Marelli | 8TDW | | | R/W | | | JTAG |
| Suzuki | motorbike | Burgman | K4 | Denso | 32920-10G51 | | | R/W | | BENCH | |
| Suzuki | motorbike | GSX-R1000 | K4 | Denso | 32920-24FG0 | | | R/W | | BENCH | |
| Suzuki | motorbike | GSX-R1000 | K4 | Denso | 32920-18G00 | | | R/W | | BENCH | |
| Suzuki | motorbike | GSX-R1000 | K6 | Denso | 32920-08J11 | | | R/W | | BENCH | |
| Suzuki | motorbike | GSX-R1000 | K6 | Denso | 32920-41G50 | | | R/W | | BENCH | |
| Suzuki | motorbike | GSX-R1000 | K6 | Denso | 32920-01H00 | | | R/W | | BENCH | |
| Suzuki | car | | | Denso | 0761Jx | Renaldas | | R/W | | | READ JTAG / WRITE BOOT |
| Suzuki | motorbike | GSX-R1000 K4 | | Denso | 32920-24FG0 | Renaldas | SH7052 | R/W | | BENCH | |
| Suzuki | motorbike | BURGMAN K4 | | Denso | 32920-18G00 | Renaldas | SH7052 | R/W | | BENCH | |
| Suzuki | motorbike | GSX-R600 | | Denso | 32920-29G20 | Renaldas | SH7052 | R/W | | BENCH | |
| Suzuki | motorbike | GSX-R1000 K4 | | Denso | 32920-18G00 | Renaldas | SH7052 | R/W | | BENCH | |
| Suzuki | motorbike | GSX-R1000 K4 | | Denso | 32920-10G51 | Renaldas | SH7052 | R/W | | BENCH | |
| Suzuki | motorbike | BURGMAN K4 | | Denso | 32920-10G51 | Renaldas | SH7052 | R/W | | BENCH | |
| Suzuki | motorbike | GSX-R1000 K6 | | Denso | 32920-08J11 | Renaldas | SH7052 | R/W | | BENCH | |
| Suzuki | motorbike | GSX-R1000 K6 | | Denso | 32920-41G50 | Renaldas | SH7052 | R/W | | BENCH | |
| Suzuki | motorbike | GSX-R1000 K6 | | Denso | 32920-01H00 | Renaldas | SH7052 | R/W | | BENCH | |
| Suzuki 1.3 1.5 Ignis | car | | | Denso | - | Renaldas | | R/W | | | READ JTAG / WRITE BOOT |
| Suzuki 1.3 MT | car | | | Denso | - | Renaldas | | R/W | | | READ JTAG / WRITE BOOT |
| Suzuki 1.3 Swift | car | | | Denso | - | Renaldas | | R/W | | | READ JTAG / WRITE BOOT |
| Suzuki 1.6 MT | car | | | Denso | - | Renaldas | | R/W | | | READ JTAG / WRITE BOOT |
| Tata | car | Indica | 1.4l | Delphi | DCM32 | | | R/W | | OBD | |
| Tata | car | Safari | 2.7l | Delphi | DCM32 | | | R/W | | OBD | |
| Tata | car | Xenon | 2.2l | Delphi | DCM32 | | | R/W | | OBD | |
| Tata | car | | | Delphi | | MPC555/6 | | R/W | JTAG | | JTAG |
| Tecnoma | tractor | | | Bosch | EDC17CV52 | TC1797 | EEPROM | R/W | | BENCH | BOOT |
| Thaco | truck | | | Bosch | EDC17CV44 | TC1767 | EEPROM | R/W | | BENCH | BOOT |
| Toyota | car | ALL | ALL | Bosch | EDC17 | | | R/W | | BENCH | BOOT |
| Toyota | car | Auris | 1.4l D-4D | Bosch | EDC16C10 | | | R/W | | OBD | BENCH JTAG |
| Toyota | car | Auris | 1.6/1.8l WT-i | Denso | 76F00xx | | | VR/W | | OBD | |
| Toyota | car | Auris | 2.0l D-4D | Denso | 76F00xx | | | VR/W | | OBD | |
| Toyota | car | Aygo | 1.0l L3 E4 | Bosch | ME7.9.5 | | | R/W | | OBD | |
| Toyota | car | Aygo | 1.0l L3 E4 | Bosch | ME7.9.51 | | | R/W | | OBD | |
| Toyota | car | Avensis | 2.0/2.2l D-4D | Denso | 76F00xx | | | VR/W | | OBD | |
| Toyota | car | Avensis | 2.2l D-CAT | Denso | 76F00xx | | | VR/W | | OBD | |
| Toyota | car | Camry | 2.0/2.5l VWT-i | Denso | 76F00xx | | | VR/W | | OBD | |

WEBSITE:www.dfb-technology.com

Email:info@dfb-technology.com

Notice: Please send email to us for quotation if you want learn this tool

| | | | | | | | | | | |
|--------|-----|-----------------|----------------------------|--------|----------------|---------------|--------------|-----|--------|-------------|
| Toyota | car | Camry | 3.5l V6 | Denso | 76F00xx | | VR/W | OBD | | |
| Toyota | car | Corolla (Verso) | 1.4l D4D | Bosch | EDC16C10 | | R/W | OBD | BENCH | JTAG |
| Toyota | car | Corolla (Verso) | 2.0/2.2l D-4D | Denso | 76F00xx | | VR/W | OBD | | |
| Toyota | car | Corolla (Verso) | 2.2l D-CAT | Denso | 76F00xx | | VR/W | OBD | | |
| Toyota | car | Crown | 3.5l V6 | Denso | 76F00xx | | VR/W | OBD | | |
| Toyota | car | Dyna | 3.0/4.0l D-4D | Denso | 76F00xx | | VR/W | OBD | | |
| Toyota | car | Estima | 2.4l VVT-i | Denso | 76F00xx | | VR/W | OBD | | |
| Toyota | car | Estima | 3.5l V6 | Denso | 76F00xx | | VR/W | OBD | | |
| Toyota | car | FJ Cruiser | 4.0l V6 Dual VVT-i | Denso | 76F00xx | | VR/W | OBD | | |
| Toyota | car | Fortuner | 2.5/3.0l D-4D | Denso | 76F00xx | | VR/W | OBD | | |
| Toyota | car | Fortuner | 2.7l VVT-i | Denso | 76F00xx | | VR/W | OBD | | |
| Toyota | car | Hilux | 2.5/3.0l D-4D | Denso | 76F00xx | | VR/W | OBD | | |
| Toyota | car | iQ | 1.0l L3 E4 | Bosch | ME7.9.5 | ST10F275 | W | OBD | | |
| Toyota | car | iQ | 1.0l L3 E4 | Bosch | ME7.9.51 | | R/W | OBD | | |
| Toyota | car | iQ | 1.0l | Denso | - | | VR/W | OBD | | |
| Toyota | car | Land Cruiser | 2.7/5.7 VVT-i | Denso | 76F00xx | | VR/W | OBD | | |
| Toyota | car | Land Cruiser | 3.0/4.5l D-4D | Denso | 76F00xx | | VR/W | OBD | | |
| Toyota | car | Mark X | 2.5/3.0/3.5l V6 Dual VVT-i | Denso | 76F00xx | | VR/W | OBD | | |
| Toyota | car | Optimo | 4.0 | Denso | 76F00xx | | VR/W | OBD | | |
| Toyota | car | Prius | 1.8l VVT-i | Denso | 76F00xx | | VR/W | OBD | | |
| Toyota | car | Prius | 2.0l D-4D | Denso | 76F00xx | | VR/W | OBD | | |
| Toyota | car | Proace | 2.0l D-4D | Delphi | DCM6.2 | SPC5674 | R/W | OBD | | BOOT + JTAG |
| Toyota | car | Proace | 2.0l D | Delphi | DCM7.1A | | R/W | | | BOOT |
| Toyota | car | Proace Verso | 1.6 | Delphi | DCM6.2A | SPC5674 | R/W | OBD | | BOOT + JTAG |
| Toyota | car | RAV 4 | 2.0/2.2l D-4D | Denso | 76F00xx | | VR/W | OBD | | |
| Toyota | car | RAV 4 | 2.0l VVT-i | Denso | 76F00xx | | VR/W | OBD | | |
| Toyota | car | Sequoia | 5.7l V8 VVT-i | Denso | 76F00xx | | VR/W | OBD | | |
| Toyota | car | Supra | 3.0T 340 | Bosch | MG1CS201 | TC298 | R/W | | BENCH | |
| Toyota | car | Supra | 3.0T | Bosch | MG1CS024 | TC298 | R/W | | BENCH | |
| Toyota | car | Tacoma | 4.0l V6 VVT-i | Denso | 76F00xx | | VR/W | OBD | | |
| Toyota | car | Tundra | 5.7l V8 VVT-i | Denso | 76F00xx | | VR/W | OBD | | |
| Toyota | car | Verso | 2.0/2.2l D-4D | Denso | 76F00xx | | VR/W | OBD | | |
| Toyota | car | Yaris (Verso) | 1.0l L3 E3 | Bosch | M79 | | R/W | OBD | | |
| Toyota | car | Yaris (Verso) | 1.0l L3 E4 | Bosch | ME7.9.5 | | R/W | OBD | | |
| Toyota | car | Yaris (Verso) | 1.0l L3 E4 | Bosch | ME7.9.51 | | R/W | OBD | | |
| Toyota | car | Yaris (Verso) | 1.4l D4D | Bosch | EDC15C9 | | R/W | OBD | | |
| Toyota | car | Yaris (Verso) | 1.4l D4D | Bosch | EDC16C10 | | R/W | OBD | BENCH | JTAG |
| Toyota | car | | | Bosch | EDC15C9 | C167 29F400BT | EEPROM 95P08 | R/W | K-line | BENCH |
| Toyota | car | | | Bosch | M7.9 | C167 29F400BB | EEPROM 95080 | R/W | K-line | BENCH |
| Toyota | car | | | Bosch | M7.9.4 | C167 29F400BB | EEPROM 95080 | R/W | K-line | BENCH |
| Toyota | car | | | Bosch | M7.9.5 | ST10F275 | EEPROM 95040 | R/W | K-line | BENCH |
| Toyota | car | | | Bosch | M7.9.51 | ST10F275 | EEPROM 95040 | R/W | K-line | BENCH |
| Toyota | car | | | Bosch | EDC16 | MPC555/6 | Am29BL802C | R/W | | BENCH JTAG |
| Toyota | car | | | Bosch | EDC16C10 | MPC555/556 | EEPROM | R/W | | BENCH JTAG |
| Toyota | car | | | Bosch | EDC17CP07 | TC1766 | EEPROM | R/W | | BENCH BOOT |
| Toyota | car | | | Bosch | EDC17CP37 | TC1766 | EEPROM | R/W | | BENCH BOOT |
| Toyota | car | | | Bosch | EDC17C47 | TC1782 | EEPROM | R/W | | BENCH BOOT |
| Toyota | car | | | Bosch | EDC17C60 | TC1793 | EEPROM | R/W | | BENCH BOOT |
| Toyota | car | | | Bosch | EDC17C73 | TC1793 | EEPROM | R/W | | BENCH BOOT |
| Toyota | car | | | Bosch | ME17.9.53 | TC1782 | EEPROM | R/W | | BENCH |
| Toyota | car | | | Bosch | MED17.9.52 MEG | TC1782 | EEPROM | R/W | | BENCH BOOT |
| Toyota | car | | | Bosch | EDC15 | C167 | 29F400 | R/W | | BOOT |
| Toyota | car | | | Bosch | EDC15C9 | C167 | 29F400 | R/W | | BOOT |
| Toyota | car | | | Bosch | M7.9 | C167 | 29F400 | R/W | | BOOT |
| Toyota | car | | | Bosch | ME7.9.5 | ST10F275 | | R/W | | BOOT |
| Toyota | car | | | Bosch | ME7.9.51 | ST10F275 | | R/W | | BOOT |
| Toyota | car | | | Bosch | ME7.9.52 | ST10F275 | | R/W | | BOOT |
| Toyota | car | | | Delphi | DCM6.2 | SPC5674 | EEPROM | R/W | OBD | BOOT + JTAG |
| Toyota | car | | | Denso | 175822-666 | Nec | | R/W | OBD | JTAG |
| Toyota | car | | | Denso | 175822-737 | Nec | | R/W | OBD | JTAG |
| Toyota | car | | | Denso | 175822-762 | Nec | | R/W | OBD | JTAG |
| Toyota | car | | | Denso | 175822-773 | Nec | | R/W | OBD | JTAG |

WEBSITE:www.dfb-technology.com

Email:info@dfb-technology.com

Notice: Please send email to us for quotation if you want learn this tool

| | | | | | | | | | | |
|----------------|---------|---------|---------|-------------------|------------|-----------------|-----|-------|-------|------|
| Toyota | car | | Denso | 175822-799 | Nec | | R/W | OBD | JTAG | |
| Toyota | car | | Denso | 175822-887 | Nec | | R/W | OBD | JTAG | |
| Toyota | car | | Denso | 211941-37910830 | Nec | | R/W | OBD | JTAG | |
| Toyota | car | | Denso | 275036-0360 | Nec | | R/W | OBD | JTAG | |
| Toyota | car | | Denso | 275036-1150 | Nec | | R/W | OBD | JTAG | |
| Toyota | car | | Denso | 275036-1152 HW1 | Nec | | R/W | OBD | JTAG | |
| Toyota | car | | Denso | 275036-1152 HW2 | Nec | | R/W | OBD | JTAG | |
| Toyota | car | | Denso | 275036-2540 | Nec | | R/W | OBD | JTAG | |
| Toyota | car | | Denso | 275036-1470 | Nec | | R/W | OBD | JTAG | |
| Toyota | car | | Denso | 275036-2110 | Nec | | R/W | OBD | JTAG | |
| Toyota | car | | Denso | 275036-2290 | Nec | | R/W | OBD | JTAG | |
| Toyota | car | | Denso | 275036-2440 | Nec | | R/W | OBD | JTAG | |
| Toyota | car | | Denso | 275036-3410 | Nec | | R/W | OBD | JTAG | |
| Toyota | car | | Denso | 275036-3560 | Nec | | R/W | OBD | JTAG | |
| Toyota | car | | Denso | 275036-4520 | Nec | | R/W | OBD | JTAG | |
| Toyota | car | | Denso | 275036-4820 | Nec | | R/W | OBD | JTAG | |
| Toyota | car | | Denso | 275036-5130 | Nec | | R/W | OBD | JTAG | |
| Toyota | car | | Denso | 275036-5280 | Nec | | R/W | OBD | JTAG | |
| Toyota | car | | Denso | 275036-5380 | Nec | | R/W | OBD | JTAG | |
| Toyota | car | | Denso | 275036-5650 | Nec | | R/W | OBD | JTAG | |
| Toyota | car | | Denso | 275036-5810 | Nec | | R/W | OBD | JTAG | |
| Toyota | car | | Denso | 275036-6941 | Nec | | R/W | OBD | JTAG | |
| Toyota | car | | Denso | 275036-7341 | Nec | | R/W | OBD | JTAG | |
| Toyota | car | | Denso | 275036-7780 | Nec | | R/W | OBD | JTAG | |
| Toyota | car | | Denso | 275036-8730 | Nec | | R/W | OBD | JTAG | |
| Toyota | car | | Denso | 275036-9160 | Nec | | R/W | OBD | JTAG | |
| Toyota | car | | Denso | 275036-9170 | Nec | | R/W | OBD | JTAG | |
| Toyota | car | | Denso | 275922-022 HW1 | Nec | | R/W | OBD | JTAG | |
| Toyota | car | | Denso | 275922-022 HW2 | Nec | | R/W | OBD | JTAG | |
| Toyota | car | | Denso | 275922-320 | Nec | | R/W | OBD | JTAG | |
| Toyota | car | | Denso | 275922-428 | Nec | | R/W | OBD | JTAG | |
| Toyota | car | | Denso | 275922-473 | Nec | | R/W | OBD | JTAG | |
| Toyota | car | | Denso | 275922-500 | Nec | | R/W | OBD | JTAG | |
| Toyota | car | | Denso | 275922-532 | Nec | | R/W | OBD | JTAG | |
| Toyota | car | | Denso | 275922-856 | Nec | | R/W | OBD | JTAG | |
| Troller | car | | Siemens | SID901 | C167 | 29F200 / 29F400 | R/W | | BOOT | |
| UAZ | car | | Bosch | ME17.9.7 | TC1762 | EEPROM | R/W | BENCH | BOOT | |
| UAZ | car | | Bosch | ME17.9.71 | TC1724 | EEPROM | R/W | BENCH | BOOT | |
| VAG | car | | Bosch | EDC16+ | MPC561/2 | M58BW016DB | R/W | JTAG | JTAG | |
| VAG | car | | Bosch | EDC16+ | MPC563/4 | M58BW016DB | R/W | JTAG | JTAG | |
| VAG | car | | Bosch | EDC16 | MPC555/6 | Am29BL802C | R/W | JTAG | JTAG | |
| VAG | car | | Bosch | EDC16+ | MPC563/4 | Am29BDD160G | R/W | JTAG | JTAG | |
| VAG | car | | Siemens | SIMOS 5WP4 PPD1.x | MPC561/2 | Am29BDD160G | R/W | JTAG | JTAG | |
| VAG | car | | Bosch | MED 9.1 TFSI | MPC561/2 | M58BW016DB | R/W | JTAG | BENCH | JTAG |
| VAG | car | | Bosch | MED 9.1 FSI | MPC563/4 | M58BW016DB | R/W | JTAG | BENCH | JTAG |
| Valtra | truck | | Bosch | EDC7UC31 | MPC5xx | | R/W | JTAG | BENCH | JTAG |
| Valtra | tractor | | Bosch | EDC7UC31 | MPC561/562 | EEPROM | R/W | | BENCH | JTAG |
| Valtra | tractor | | Bosch | EDC17CV41 | TC1797 | EEPROM | R/W | | BENCH | BOOT |
| Valtra | tractor | | Bosch | EDC17CV42 | TC1797 | EEPROM | R/W | | BENCH | BOOT |
| Valtra | tractor | | Bosch | EDC17CV44 | TC1767 | EEPROM | R/W | | BENCH | BOOT |
| Valtra | tractor | | Bosch | EDC17CV54 | TC1767 | EEPROM | R/W | | BENCH | BOOT |
| Valtra Tractor | tractor | Serie A | | A83 | Bosch | EDC7UC31 | R/W | OBD | BENCH | JTAG |
| Valtra Tractor | tractor | Serie A | | A93 | Bosch | EDC7UC31 | R/W | OBD | BENCH | JTAG |
| Valtra Tractor | tractor | Serie A | | A104 TIER 4 | Bosch | EDC17CV41 | R/W | OBD | BENCH | BOOT |
| Valtra Tractor | tractor | Serie A | | A114 TIER 4 | Bosch | EDC17CV41 | R/W | OBD | BENCH | BOOT |
| Valtra Tractor | tractor | Serie A | | A124 TIER 4 | Bosch | EDC17CV41 | R/W | OBD | BENCH | BOOT |
| Valtra Tractor | tractor | Serie N | | N142 4.9 | Bosch | EDC7UC31 | R/W | OBD | BENCH | JTAG |
| Valtra Tractor | tractor | Serie N | | N142 7.4 | Bosch | EDC7UC31 | R/W | OBD | BENCH | JTAG |
| Valtra Tractor | tractor | Serie N | | N103 | Bosch | EDC17CV41 | R/W | OBD | BENCH | BOOT |
| Valtra Tractor | tractor | Serie N | | N113 | Bosch | EDC17CV41 | R/W | OBD | BENCH | BOOT |
| Valtra Tractor | tractor | Serie N | | N123 | Bosch | EDC17CV41 | R/W | OBD | BENCH | BOOT |
| Valtra Tractor | tractor | Serie N | | N104 | Bosch | EDC17CV41 | R/W | OBD | BENCH | BOOT |

WEBSITE:www.dfb-technology.com

Email:info@dfb-technology.com

Notice: Please send email to us for quotation if you want learn this tool

| | | | | | | | | | |
|----------------|---------|---------|----------------|---------|----------------|------|-----|-------|------|
| Valtra Tractor | tractor | Serie N | N114 | Bosch | EDC17CV41 | R/W | OBD | BENCH | BOOT |
| Valtra Tractor | tractor | Serie N | N124 | Bosch | EDC17CV41 | R/W | OBD | BENCH | BOOT |
| Valtra Tractor | tractor | Serie N | N134 | Bosch | EDC17CV41 | R/W | OBD | BENCH | BOOT |
| Valtra Tractor | tractor | Serie N | N154 | Bosch | EDC17CV41 | R/W | OBD | BENCH | BOOT |
| Valtra Tractor | tractor | Serie N | N174 | Bosch | EDC17CV41 | R/W | OBD | BENCH | BOOT |
| Valtra Tractor | tractor | Serie S | S352 | Bosch | EDC7UC31 | R/W | OBD | BENCH | JTAG |
| Valtra Tractor | tractor | Serie T | T132 | Bosch | EDC7UC31 | R/W | OBD | BENCH | JTAG |
| Valtra Tractor | tractor | Serie T | T152 | Bosch | EDC7UC31 | R/W | OBD | BENCH | JTAG |
| Valtra Tractor | tractor | Serie T | T191 | Bosch | EDC7UC31 | R/W | OBD | BENCH | JTAG |
| Valtra Tractor | tractor | Serie T | T153 | Bosch | EDC17CV44 | R/W | OBD | BENCH | BOOT |
| Valtra Tractor | tractor | Serie T | T163 | Bosch | EDC17CV44 | R/W | OBD | BENCH | BOOT |
| Valtra Tractor | tractor | Serie T | T183 | Bosch | EDC17CV44 | R/W | OBD | BENCH | BOOT |
| Valtra Tractor | tractor | Serie T | T144 TIER 4 | Bosch | EDC17CV41 | R/W | OBD | BENCH | BOOT |
| Valtra Tractor | tractor | Serie T | T154 TIER 4 | Bosch | EDC17CV41 | R/W | OBD | BENCH | BOOT |
| Valtra Tractor | tractor | Serie T | T174 TIER 4 | Bosch | EDC17CV41 | R/W | OBD | BENCH | BOOT |
| Valtra Tractor | tractor | Serie T | T194 TIER 4 | Bosch | EDC17CV41 | R/W | OBD | BENCH | BOOT |
| Valtra Tractor | tractor | Serie T | T144 TIER 5 | Bosch | EDC17CV41 | W | OBD | BENCH | BOOT |
| Valtra Tractor | tractor | Serie T | T174 TIER 5 | Bosch | EDC17CV41 | W | OBD | BENCH | BOOT |
| Valtra Tractor | tractor | Serie T | T194 TIER 5 | Bosch | EDC17CV41 | W | OBD | BENCH | BOOT |
| Volkswagen | car | ALL | ALL | Bosch | EDC/MED17 | R/W | | | BOOT |
| Volkswagen | car | Amarok | 2.0l TDI | Bosch | EDC17CP20 | VR/W | OBD | BENCH | BOOT |
| Volkswagen | car | Amarok | 2.0l TDI | Bosch | EDC17C54 | VR/W | OBD | BENCH | BOOT |
| Volkswagen | car | Arteon | 2.0 TFSI | Bosch | MG1CS111 | R/W | | BENCH | |
| Volkswagen | car | Beetle | 1.2l TSI | Siemens | SIMOS 10.x | R/W | OBD | | BOOT |
| Volkswagen | car | Beetle | 1.2/1.4l TSI | Bosch | MED17.5.25 | VR/W | OBD | BENCH | BOOT |
| Volkswagen | car | Beetle | 1.8/2.0l TSI | Siemens | SIMOS 18 | VR/W | OBD | | BOOT |
| Volkswagen | car | Beetle | 1.6l 16V TDI | Siemens | PCR2.1 | R/W | OBD | BENCH | BOOT |
| Volkswagen | car | Beetle | 2.0l 16V TDI | Bosch | EDC17CP14 | R/W | OBD | BENCH | BOOT |
| Volkswagen | car | Bora | 1.6l 16V | Marelli | 4MW | R/W | OBD | | |
| Volkswagen | car | Bora | 1.6l 8v | Siemens | SIMOS 7.1 | R/W | OBD | | BOOT |
| Volkswagen | car | Bora | 1.8l Turbo | Bosch | ME7.5.1 | R/W | OBD | | BOOT |
| Volkswagen | car | Bora | 1.8l Turbo | Bosch | ME7.5.5 | R/W | OBD | | |
| Volkswagen | car | Bora | 2.0l 16V | Bosch | ME7.5.20 | R/W | OBD | | |
| Volkswagen | car | Bora | 1.9l TDI PD | Bosch | EDC15P | R/W | OBD | BENCH | BOOT |
| Volkswagen | car | Bora | 1.9l TDI PD | Bosch | EDC15V | R/W | OBD | | |
| Volkswagen | car | Caddy | 1.2l TSI | Siemens | SIMOS 10.x | R/W | OBD | | BOOT |
| Volkswagen | car | Caddy | 1.2/1.4l TSI | Bosch | MED17.5.25 | VR/W | OBD | BENCH | BOOT |
| Volkswagen | car | Caddy | 1.4l 16V | Marelli | 4MV | R/W | OBD | | |
| Volkswagen | car | Caddy | 1.4l TGI | Bosch | MED17.5.21 | VR/W | OBD | BENCH | BOOT |
| Volkswagen | car | Caddy | 1.6l 8v | Siemens | SIMOS 7.1 | R/W | OBD | | |
| Volkswagen | car | Caddy | 1.6l 8v BiFuel | Siemens | SIMOS 7.8 | R/W | OBD | | |
| Volkswagen | car | Caddy | 1.6l 16V TDI | Siemens | PCR2.1 | R/W | OBD | BENCH | BOOT |
| Volkswagen | car | Caddy | 1.9/2.0l TDI | Bosch | EDC16U1 | R/W | OBD | BENCH | JTAG |
| Volkswagen | car | Caddy | 1.9/2.0l TDI | Bosch | EDC16U34 | R/W | OBD | BENCH | JTAG |
| Volkswagen | car | Caddy | 2.0l 16V TDI | Bosch | EDC17CP20 | VR/W | OBD | BENCH | BOOT |
| Volkswagen | car | Caddy | 2.0l 16V TDI | Bosch | EDC17C46 | VR/W | OBD | BENCH | BOOT |
| Volkswagen | car | Caddy | 2.0l 16V TDI | Bosch | EDC17C64 | VR/W | OBD | BENCH | BOOT |
| Volkswagen | car | Crafter | 2.5l TDI | Bosch | EDC16CP34 | R/W | OBD | BENCH | JTAG |
| Volkswagen | car | Crafter | 2.0l TDI | Bosch | EDC17C54 | VR/W | OBD | BENCH | BOOT |
| Volkswagen | car | Eos | 1.4l TSI | Bosch | MED17 | R/W | OBD | | |
| Volkswagen | car | Eos | 1.6/2.0l FSI | Bosch | MED 9.5 | R/W | OBD | | |
| Volkswagen | car | Eos | 2.0l TFSI | Bosch | MED 9.1 | R/W | OBD | BENCH | JTAG |
| Volkswagen | car | Eos | 2.0l TDI PD | Bosch | EDC16U3x | R/W | OBD | BENCH | JTAG |
| Volkswagen | car | Eos | 2.0l TDI | Bosch | EDC17CP14 | R/W | OBD | BENCH | BOOT |
| Volkswagen | car | Eos | 2.0l 16V TDI | Bosch | EDC17C46 | VR/W | OBD | BENCH | BOOT |
| Volkswagen | car | Fox | 1.4l | Bosch | EDC15P | R/W | OBD | BENCH | BOOT |
| Volkswagen | car | Fox | 1.4l 8V | Marelli | 4TV | R/W | OBD | | BOOT |
| Volkswagen | car | Fox | 1.6l 8V | Bosch | ME7.5 | R/W | OBD | | |
| Volkswagen | car | Fox | 1.6l 8V | Bosch | ME7.5.20 | R/W | OBD | | |
| Volkswagen | car | Golf IV | 1.4/1.6l 16v | Marelli | 4MV | R/W | OBD | | |
| Volkswagen | car | Golf IV | 1.6l 8/16v | Siemens | SIMOS 33 / 3Px | R/W | OBD | | |
| Volkswagen | car | Golf IV | 1.6l 8v | Siemens | SIMOS 7.1 | R/W | OBD | | |

| | | | | | | | | | | |
|------------|-----|-------------|---------------------|---------|------------|-----------------|-------------------|-----|-------|------|
| Volkswagen | car | Golf IV | 1.8l Turbo | Bosch | ME7.5.1 | | R/W | OBD | | BOOT |
| Volkswagen | car | Golf IV | 1.8l Turbo | Bosch | ME7.5.5 | | R/W | OBD | | |
| Volkswagen | car | Golf IV | 1.6l 8V | Bosch | ME7.5.20 | | R/W | OBD | | |
| Volkswagen | car | Golf IV | 1.9l TDI PD | Bosch | EDC15P | | R/W | OBD | BENCH | BOOT |
| Volkswagen | car | Golf IV | 1.9l TDI PD | Bosch | EDC15V | | R/W | OBD | | |
| Volkswagen | car | Golf V | 1.4l 16V GT Volumex | Bosch | MED 9.5 | | R/W | OBD | | |
| Volkswagen | car | Golf V | 1.4l 16V GT Volumex | Bosch | MED17.5.1 | | R/W | OBD | | |
| Volkswagen | car | Golf V | 1.4l 16V | Marelli | 4HV | | R/W | OBD | | BOOT |
| Volkswagen | car | Golf V | 1.6l 8v | Siemens | SIMOS 7.1 | | R/W | OBD | | |
| Volkswagen | car | Golf V | 1.6/2.0l 16V FSI | Bosch | MED9.5 | | R/W | OBD | BENCH | JTAG |
| Volkswagen | car | Golf V | 2.0l 16V TFSI | Bosch | MED 9.1 | | R/W | OBD | BENCH | JTAG |
| Volkswagen | car | Golf V | 1.9/2.0l TDI PD | Bosch | EDC16U1 | | R/W | OBD | BENCH | JTAG |
| Volkswagen | car | Golf V | 1.9/2.0l TDI PD | Bosch | EDC16U3x | | R/W | OBD | BENCH | JTAG |
| Volkswagen | car | Golf V | 2.0l 16V TDI | Siemens | PPD1 | | R/W | OBD | | JTAG |
| Volkswagen | car | Golf VI | 1.2l TSI | Siemens | SIMOS 10.x | | R/W | OBD | | BOOT |
| Volkswagen | car | Golf VI | 1.6l 8v | Siemens | SIMOS 7.1 | | R/W | OBD | | |
| Volkswagen | car | Golf VI | 1.6l 8v BiFuel | Siemens | SIMOS 7.8 | | R/W | OBD | | |
| Volkswagen | car | Golf VI | 1.4l TSI | Bosch | MED17 | | R/W | OBD | | |
| Volkswagen | car | Golf VI | 1.6l 16V TDI | Siemens | PCR2.1 | | R/W | OBD | BENCH | BOOT |
| Volkswagen | car | Golf VI R20 | 2.0l TSI | Bosch | MED 9.1 | | R/W | OBD | BENCH | JTAG |
| Volkswagen | car | Golf VI | 2.0l TDI | Bosch | EDC17CP14 | | R/W | OBD | BENCH | BOOT |
| Volkswagen | car | Golf VI | 2.0l 16V TDI | Bosch | EDC17C46 | | VR/W | OBD | BENCH | BOOT |
| Volkswagen | car | Golf VII | 1.2/1.4l TSI | Bosch | MED17.5.21 | | VR/W | OBD | BENCH | BOOT |
| Volkswagen | car | Golf VII | 1.2/1.4l TSI | Bosch | MED17.5.25 | | VR/W | OBD | BENCH | BOOT |
| Volkswagen | car | Golf VII | 2.0l TSI | Siemens | SIMOS 12 | | VR/W | OBD | | BOOT |
| Volkswagen | car | Golf VII | 2.0l TSI | Siemens | SIMOS 18 | | VR/W | OBD | | BOOT |
| Volkswagen | car | Golf VII | 1.6/2.0l TDI | Delphi | DCM6.2V | SPC5674 | VirtW | OBD | | |
| Volkswagen | car | Golf VII | 1.6/2.0l 16V TDI | Bosch | EDC17C64 | | VR/W | OBD | BENCH | BOOT |
| Volkswagen | car | Golf VII | 1.6/2.0l 16V TDI | Bosch | EDC17C74 | | VR/W | OBD | BENCH | BOOT |
| Volkswagen | car | Golf VIII | 1.5 TSI / eTSI | Bosch | MG1CS011 | SPC5777 / TC298 | AURIX / FREESCALE | | BENCH | |
| Volkswagen | car | Golf VIII | 2.0 TFSI | Bosch | MG1CS011 | TC298 | AURIX | | BENCH | |
| Volkswagen | car | Jetta | 1.6l 16V TDI | Siemens | PCR2.1 | | R/W | OBD | BENCH | BOOT |
| Volkswagen | car | Jetta | 1.9l TDI | Bosch | EDC16U1 | | R/W | OBD | BENCH | JTAG |
| Volkswagen | car | Jetta | 1.9l TDI | Bosch | EDC16U3x | | R/W | OBD | BENCH | JTAG |
| Volkswagen | car | Jetta | 2.0l TDI | Bosch | EDC17CP14 | | R/W | OBD | BENCH | BOOT |
| Volkswagen | car | Jetta | 2.0l 16V TDI | Bosch | EDC17C46 | | VR/W | OBD | BENCH | BOOT |
| Volkswagen | car | Jetta | 1.2l TSI | Siemens | SIMOS 10.x | | R/W | OBD | | BOOT |
| Volkswagen | car | Jetta | 1.6l 8v | Siemens | SIMOS 7.1 | | R/W | OBD | | |
| Volkswagen | car | Jetta | 1.6/2.0l 16V FSI | Bosch | MED 9.5 | | R/W | OBD | | |
| Volkswagen | car | Jetta | 2.0l 16V TFSI | Bosch | MED 9.1 | | R/W | OBD | BENCH | JTAG |
| Volkswagen | car | Jetta | 1.4l TSI | Bosch | MED17.5.25 | | VR/W | OBD | BENCH | BOOT |
| Volkswagen | car | Jetta | 1.4/2.0l TSI | Bosch | MED17.5.5 | | R/W | OBD | | |
| Volkswagen | car | Lupo | 1.2/1.4l TDI PD | Bosch | EDC15P | | R/W | OBD | BENCH | BOOT |
| Volkswagen | car | Lupo | 1.4l 8V | Bosch | ME7.5.1 | | R/W | OBD | | BOOT |
| Volkswagen | car | Lupo | 1.4l 16V | Marelli | 4MV | | R/W | OBD | | |
| Volkswagen | car | LT35 | 2.5l TDI | Bosch | EDC15VM | | R/W | OBD | | |
| Volkswagen | car | LT35 | 2.0/2.5l TDI | Bosch | EDC17CP20 | | VR/W | OBD | BENCH | BOOT |
| Volkswagen | car | Multivan | 2.5l TDI | Bosch | EDC16U1 | | R/W | OBD | BENCH | JTAG |
| Volkswagen | car | Multivan | 2.5l TDI | Bosch | EDC16U3x | | R/W | OBD | BENCH | JTAG |
| Volkswagen | car | Multivan | 2.0/2.5l TDI | Bosch | EDC17CP20 | | VR/W | OBD | BENCH | BOOT |
| Volkswagen | car | Multivan | 2.0l TDI | Delphi | DCM6.2V | SPC5674 | VR/W | OBD | | |
| Volkswagen | car | New Beetle | 1.8l Turbo | Bosch | ME7.5.1 | | R/W | OBD | | BOOT |
| Volkswagen | car | New Beetle | 1.8l Turbo | Bosch | ME7.5.5 | | R/W | OBD | | |
| Volkswagen | car | New Beetle | 1.9l TDI | Bosch | EDC15P | | R/W | OBD | BENCH | BOOT |
| Volkswagen | car | New Beetle | 1.9l TDI | Bosch | EDC15V/Va | | R/W | OBD | | |
| Volkswagen | car | Passat | 1.4l TSI | Bosch | MED17.5.25 | | VR/W | OBD | BENCH | BOOT |
| Volkswagen | car | Passat | 1.6l 16V TDI | Siemens | PCR2.1 | | R/W | OBD | BENCH | BOOT |
| Volkswagen | car | Passat | 1.6l 8v | Siemens | SIMOS 7.1 | | R/W | OBD | | |
| Volkswagen | car | Passat | 1.8l Turbo | Bosch | ME7.5.1 | | R/W | OBD | | BOOT |
| Volkswagen | car | Passat | 1.8l Turbo | Bosch | ME7.5.5 | | R/W | OBD | | |
| Volkswagen | car | Passat | 1.6/2.0l 16V FSI | Bosch | MED 9.5 | | R/W | OBD | | |
| Volkswagen | car | Passat | 2.0l 16V TFSI | Bosch | MED 9.1 | | R/W | OBD | BENCH | JTAG |

WEBSITE: www.dfb-technology.com

Email: info@dfb-technology.com

Notice: Please send email to us for quotation if you want learn this tool

| | | | | | | | | | | | |
|------------|-----|----------|-----------------|---------|------------|-----------------|-------------------|------|-----|-------|------|
| Volkswagen | car | Passat | 1.8/2.0l TFSI | Bosch | MED17.5.5 | | | R/W | OBD | | |
| Volkswagen | car | Passat | 3.2/3.6l V6 FSI | Bosch | MED 9.1 | | | R/W | OBD | BENCH | JTAG |
| Volkswagen | car | Passat | 1.8l TSI | Siemens | SIMOS 12 | | | VR/W | OBD | | BOOT |
| Volkswagen | car | Passat | 1.8l TSI | Siemens | SIMOS 18 | | | VR/W | OBD | | BOOT |
| Volkswagen | car | Passat | 1.9l TDI | Bosch | EDC15P | | | R/W | OBD | BENCH | BOOT |
| Volkswagen | car | Passat | 1.9l TDI | Bosch | EDC15V | | | R/W | OBD | | |
| Volkswagen | car | Passat | 2.5l TDI E3/E4 | Bosch | EDC15VP | | | R/W | OBD | | |
| Volkswagen | car | Passat | 1.9l TDI PD | Bosch | EDC16U1 | | | R/W | OBD | BENCH | JTAG |
| Volkswagen | car | Passat | 1.9l TDI PD | Bosch | EDC16U3x | | | R/W | OBD | BENCH | JTAG |
| Volkswagen | car | Passat | 2.0l 8V | Siemens | SIMOS 32 | | | R/W | OBD | | |
| Volkswagen | car | Passat | 2.0l 16V TDI | Siemens | PPD1 | | | R/W | OBD | | JTAG |
| Volkswagen | car | Passat | 2.0l TDI | Bosch | EDC17CP14 | | | R/W | OBD | BENCH | BOOT |
| Volkswagen | car | Passat | 2.0l 16V TDI | Bosch | EDC17C46 | | | VR/W | OBD | BENCH | BOOT |
| Volkswagen | car | Passat | 2.0l 16V TDI | Bosch | EDC17C54 | | | VR/W | OBD | BENCH | BOOT |
| Volkswagen | car | Passat | 2.0l 16V TDI | Bosch | EDC17C74 | | | VR/W | OBD | BENCH | BOOT |
| Volkswagen | car | Passat | 2.7l Biturbo | Bosch | ME7.1 | | | R/W | OBD | | BOOT |
| Volkswagen | car | Passat | 1.5 TSI | Bosch | MG1CS011 | SPC5777 / TC298 | AURIX / FREESCALE | R/W | | BENCH | |
| Volkswagen | car | Passat | 2.0 TDI | Bosch | MD1CS004 | TC298 | AURIX | R/W | | BENCH | |
| Volkswagen | car | Phaeton | 3.0l TDI V6 | Bosch | EDC16CP34 | | | R/W | OBD | BENCH | JTAG |
| Volkswagen | car | Phaeton | 3.0l TDI V6 | Bosch | EDC17CP14 | | | R/W | OBD | BENCH | BOOT |
| Volkswagen | car | Phaeton | 3.0 TDI | Bosch | MD1CP004 | SPC5777 / TC298 | AURIX / FREESCALE | R/W | | BENCH | |
| Volkswagen | car | Polo | 1.2l 6/12V | Siemens | SIMOS 3Px | | | R/W | OBD | | |
| Volkswagen | car | Polo | 1.0/1.4l 16V | Marelli | 4MW | | | R/W | OBD | | |
| Volkswagen | car | Polo | 1.4l 16V | Marelli | 4HV | | | R/W | OBD | | BOOT |
| Volkswagen | car | Polo | 1.4l 8V | Marelli | 4TV | | | R/W | OBD | | BOOT |
| Volkswagen | car | Polo | 1.4l TDI PD | Bosch | EDC15P | | | R/W | OBD | BENCH | BOOT |
| Volkswagen | car | Polo | 1.4l | Bosch | ME7.5.1 | | | R/W | OBD | | BOOT |
| Volkswagen | car | Polo | 1.6l 8V | Bosch | ME7.5.20 | | | R/W | OBD | | |
| Volkswagen | car | Polo | 1.5 TSI | Bosch | MG1CS011 | SPC5777 / TC298 | AURIX / FREESCALE | R/W | | BENCH | |
| Volkswagen | car | Polo | 2.0 TFSI | Bosch | MG1CS001 | SPC5777 | FREESCALE | R/W | | BENCH | |
| Volkswagen | car | Polo | 2.0 TFSI | Bosch | MG1CS111 | SPC5777 | FREESCALE | R/W | | BENCH | |
| Volkswagen | car | Polo | 1.2l 12V | Siemens | SIMOS 9.1 | | | R/W | OBD | | BOOT |
| Volkswagen | car | Polo | 1.2l TSI | Siemens | SIMOS 10.x | | | R/W | OBD | | BOOT |
| Volkswagen | car | Polo | 1.2l 16V TSI | Bosch | MED17.5.21 | | | VR/W | OBD | BENCH | BOOT |
| Volkswagen | car | Polo | 1.6l 8V BiFuel | Siemens | SIMOS 7.8 | | | R/W | OBD | | BOOT |
| Volkswagen | car | Polo | 1.6l 8V BiFuel | Siemens | SIMOS 7PP | | | R/W | OBD | | |
| Volkswagen | car | Polo | 1.4l 16V | Marelli | 4HV | | | R/W | OBD | | BOOT |
| Volkswagen | car | Polo | 1.6l 16V TDI | Siemens | PCR2.1 | | | R/W | OBD | BENCH | BOOT |
| Volkswagen | car | Polo | 1.4l TDI | Delphi | DCM6.2V | SPC5674 | | VR/W | OBD | | |
| Volkswagen | car | Polo | 1.6l TDI 95cv | Delphi | DCM6.2V | SPC5674 | | VR/W | OBD | | |
| Volkswagen | car | Scirocco | 1.4/2.0l TSI | Bosch | MED17 | | | R/W | OBD | | |
| Volkswagen | car | Scirocco | 2.0l TSI | Siemens | SIMOS 18 | | | VR/W | OBD | | BOOT |
| Volkswagen | car | Scirocco | 2.0l TDI | Bosch | EDC17CP14 | | | R/W | OBD | BENCH | BOOT |
| Volkswagen | car | Scirocco | 2.0l 16V TDI | Bosch | EDC17C46 | | | VR/W | OBD | BENCH | BOOT |
| Volkswagen | car | Sharan | 1.8l Turbo | Bosch | ME7.5.1 | | | R/W | OBD | | BOOT |
| Volkswagen | car | Sharan | 1.8l Turbo | Bosch | ME7.5.5 | | | R/W | OBD | | |
| Volkswagen | car | Sharan | 1.9l TDI PD | Bosch | EDC15P | | | R/W | OBD | BENCH | BOOT |
| Volkswagen | car | Sharan | 1.9l TDI PD | Bosch | EDC16U3x | | | R/W | OBD | BENCH | JTAG |
| Volkswagen | car | Sharan | 2.0l 16V TDI | Bosch | EDC17C46 | | | VR/W | OBD | BENCH | BOOT |
| Volkswagen | car | Sharan | 2.0l 16V TDI | Bosch | EDC17C64 | | | VR/W | OBD | BENCH | BOOT |
| Volkswagen | car | T4 Bus | 2.5l TDI | Bosch | EDC15V | | | R/W | OBD | | |
| Volkswagen | car | T4 Bus | 2.5l TDI | Bosch | EDC15VP | | | R/W | OBD | | |
| Volkswagen | car | T5 Bus | 1.9/2.5l TDI PD | Bosch | EDC16U1 | | | R/W | OBD | BENCH | JTAG |
| Volkswagen | car | T5 Bus | 1.9/2.5l TDI PD | Bosch | EDC16U3x | | | R/W | OBD | BENCH | JTAG |
| Volkswagen | car | T5 Bus | 2.5l TDI | Bosch | EDC17CP20 | | | VR/W | OBD | BENCH | BOOT |
| Volkswagen | car | T6 Bus | 2.0l TDI | Delphi | DCM6.2V | SPC5674 | | VR/W | OBD | | |
| Volkswagen | car | T6 Bus | 2.5l TDI | Bosch | EDC17CP20 | | | VR/W | OBD | BENCH | BOOT |
| Volkswagen | car | T-Cross | 1.5 TSI | Bosch | MG1CS011 | SPC5777 / TC298 | AURIX / FREESCALE | R/W | | BENCH | |
| Volkswagen | car | Tiguan | 2.0l TSI | Bosch | MED17 | | | R/W | OBD | | |
| Volkswagen | car | Tiguan | 2.0l TSI | Siemens | SIMOS 18 | | | VR/W | OBD | | BOOT |
| Volkswagen | car | Tiguan | 2.0l TDI | Bosch | EDC17CP14 | | | R/W | OBD | BENCH | BOOT |
| Volkswagen | car | Tiguan | 2.0l 16V TDI | Bosch | EDC17C46 | | | VR/W | OBD | BENCH | BOOT |

WEBSITE:www.dfb-technology.com

Email:info@dfb-technology.com

Notice: Please send email to us for quotation if you want learn this tool

| | | | | | | | | | | | |
|------------|-----|---------|------------------|---------|------------------|-----------------|-------------------|------|-----|-------|------|
| Volkswagen | car | Tiguan | 1.5 TSI | Bosch | MG1CS011 | SPC5777 / TC298 | AURIX / FREESCALE | R/W | | BENCH | |
| Volkswagen | car | Tiguan | 2.0 TFSI | Bosch | MG1CS001 | SPC5777 | FREESCALE | R/W | | BENCH | |
| Volkswagen | car | Tiguan | 2.0 TFSI | Bosch | MG1CS111 | SPC5777 | FREESCALE | R/W | | BENCH | |
| Volkswagen | car | Touareg | 2.5I TDI | Bosch | EDC16U1 | | | R/W | OBD | BENCH | JTAG |
| Volkswagen | car | Touareg | 2.5I TDI | Bosch | EDC16U3x | | | R/W | OBD | BENCH | JTAG |
| Volkswagen | car | Touareg | 3.0I TDI | Bosch | EDC16CP34 | | | R/W | OBD | BENCH | JTAG |
| Volkswagen | car | Touareg | 3.0I TDI | Bosch | EDC17CP14 | | | R/W | OBD | BENCH | BOOT |
| Volkswagen | car | Touareg | 3.2I | Bosch | ME7.5.5 | | | R/W | OBD | | |
| Volkswagen | car | Touareg | 3.6I V6 | Bosch | MED 9.1 | | | R/W | OBD | BENCH | JTAG |
| Volkswagen | car | Touareg | 5.0I TDI V10 | Bosch | EDC16C2.1 DOUBLE | | | R/W | OBD | | JTAG |
| Volkswagen | car | Touareg | 4.0 TDI E6 | Bosch | MD1CP014 | TC298 | AURIX | R/W | | BENCH | |
| Volkswagen | car | Touareg | 3.0 TDI | Bosch | MD1CP004 | SPC5777 / TC298 | AURIX / FREESCALE | R/W | | BENCH | |
| Volkswagen | car | Touareg | 3.0 TFSI | Bosch | MG1CS002 | SPC5777 / TC298 | AURIX / FREESCALE | R/W | | BENCH | |
| Volkswagen | car | Touran | 1.2I TSI | Siemens | SIMOS 10.x | | | R/W | OBD | | BOOT |
| Volkswagen | car | Touran | 1.4I TSI | Bosch | MED17 | | | R/W | OBD | | |
| Volkswagen | car | Touran | 1.6I 8v | Siemens | SIMOS 7.1 | | | R/W | OBD | | BOOT |
| Volkswagen | car | Touran | 1.6I 16V TDI | Siemens | PCR2.1 | | | R/W | OBD | BENCH | BOOT |
| Volkswagen | car | Touran | 1.6/2.0I 16V FSI | Bosch | MED 9.5 | | | R/W | OBD | | |
| Volkswagen | car | Touran | 1.9/2.0/2.5I TDI | Bosch | EDC16U1 | | | R/W | OBD | BENCH | JTAG |
| Volkswagen | car | Touran | 1.9/2.0I TDI | Bosch | EDC16U3x | | | R/W | OBD | BENCH | JTAG |
| Volkswagen | car | Touran | 2.0I 16V TDI | Bosch | EDC17C46 | | | VR/W | OBD | BENCH | BOOT |
| Volkswagen | car | Touran | 1.5 TSI | Bosch | MG1CS011 | SPC5777 / TC298 | AURIX / FREESCALE | R/W | | BENCH | |
| Volkswagen | car | T-Roc | 1.6 TDI | Delphi | DCM6.2V | SPC5674 | | VR/W | OBD | | |
| Volkswagen | car | T-Roc | 2.0 TFSI | Bosch | MG1CS001 | SPC5777 | FREESCALE | R/W | | BENCH | |
| Volkswagen | car | T-Roc | 1.5 TFSI | Bosch | MG1CS111 | SPC5777 | FREESCALE | R/W | | BENCH | |
| Volkswagen | car | T-Cross | 1.5 TSI | Bosch | MG1CS011 | SPC5777 / TC298 | AURIX / FREESCALE | R/W | | BENCH | |
| Volkswagen | car | Vento | 1.9I TDI | Bosch | EDC16U1 | | | R/W | OBD | BENCH | JTAG |
| Volkswagen | car | Vento | 1.9/2.0I TDI | Bosch | EDC16U3x | | | R/W | OBD | BENCH | JTAG |
| Volkswagen | car | Vento | 2.0I 16V TDI | Bosch | EDC17C46 | | | VR/W | OBD | BENCH | BOOT |
| Volkswagen | car | Vento | 2.0I 16V TFSI | Bosch | MED 9.1 | | | R/W | OBD | BENCH | JTAG |
| Volkswagen | car | | | Bosch | EDC17CP14 | TC1796 | EEPROM | R/W | OBD | BENCH | BOOT |
| Volkswagen | car | | | Bosch | EDC17CP14 | TC1796 | EEPROM | R/W | OBD | BENCH | BOOT |
| Volkswagen | car | | | Bosch | EDC17CP20 | TC1796 | EEPROM | R/W | OBD | BENCH | BOOT |
| Volkswagen | car | | | Bosch | EDC17CP20 | TC1796 | EEPROM | R/W | OBD | BENCH | BOOT |
| Volkswagen | car | | | Bosch | EDC17CP04 | TC1796 | EEPROM | R/W | OBD | BENCH | BOOT |
| Volkswagen | car | | | Bosch | EDC17C46 | TC1767 | EEPROM | R/W | OBD | BENCH | BOOT |
| Volkswagen | car | | | Bosch | EDC17C54 | TC1797 | EEPROM | R/W | | BENCH | BOOT |
| Volkswagen | car | | | Bosch | EDC17C64 | TC1797 | EEPROM | R/W | OBD | BENCH | BOOT |
| Volkswagen | car | | | Bosch | EDC17C74 | TC1793 | EEPROM | R/W | OBD | BENCH | BOOT |
| Volkswagen | car | | | Bosch | EDC17CP24 | TC1796 | EEPROM | R/W | | BENCH | BOOT |
| Volkswagen | car | | | Bosch | EDC17CP44 | TC1797 | EEPROM | R/W | OBD | BENCH | BOOT |
| Volkswagen | car | | | Bosch | EDC17CP54 | TC1793 | EEPROM | R/W | | BENCH | BOOT |
| Volkswagen | car | | | Bosch | EDC17CP74 | TC1793 | EEPROM | R/W | | BENCH | BOOT |
| Volkswagen | car | | | Bosch | EDC17U01 | TC1766 | EEPROM | R/W | | BENCH | BOOT |
| Volkswagen | car | | | Bosch | EDC17U05 | TC1796 | EEPROM | R/W | | BENCH | BOOT |
| Volkswagen | car | | | Bosch | MED17.1 | TC1796 | EEPROM | R/W | | BENCH | BOOT |
| Volkswagen | car | | | Bosch | MED17.1.0 | TC1793 | EEPROM | R/W | | BENCH | BOOT |
| Volkswagen | car | | | Bosch | MED17.1.1 | TC1796 | EEPROM | R/W | | BENCH | BOOT |
| Volkswagen | car | | | Bosch | MED17.1.6 | TC1797 | EEPROM | R/W | | BENCH | BOOT |
| Volkswagen | car | | | Bosch | MED17.1.21 | TC1793 | EEPROM | R/W | | BENCH | BOOT |
| Volkswagen | car | | | Bosch | MED17.1.27 | TC1793 | EEPROM | R/W | | BENCH | BOOT |
| Volkswagen | car | | | Bosch | MED17.1.61 | TC1793 | EEPROM | R/W | | BENCH | BOOT |
| Volkswagen | car | | | Bosch | MED17.1.62 | TC1793 | EEPROM | R/W | | BENCH | BOOT |
| Volkswagen | car | | | Bosch | MED17.5 | TC1766 | EEPROM | R/W | | BENCH | BOOT |
| Volkswagen | car | | | Bosch | MED17.5.1 | TC1767 | EEPROM | R/W | | BENCH | BOOT |
| Volkswagen | car | | | Bosch | MED17.5.2 | TC1796 | EEPROM | R/W | OBD | BENCH | BOOT |
| Volkswagen | car | | | Bosch | MED17.5.5 | TC1766 | EEPROM | R/W | | BENCH | BOOT |
| Volkswagen | car | | | Bosch | MED17.5.5 | TC1767 | EEPROM | R/W | | BENCH | BOOT |
| Volkswagen | car | | | Bosch | MED17.5.20 | TC1766 | EEPROM | R/W | OBD | BENCH | BOOT |
| Volkswagen | car | | | Bosch | MED17.5.21 | TC1782 | EEPROM | R/W | OBD | BENCH | BOOT |
| Volkswagen | car | | | Bosch | MED17.5.25 | TC1782 | EEPROM | R/W | OBD | BENCH | BOOT |
| Volkswagen | car | | | Bosch | ME17.5 | TC1767 | EEPROM | R/W | | | BOOT |

| | | | | | | | | | | | |
|------------|-----|---------|-----------------------------|---------|-----------------------|----------|-----------------|-----|-----|-------|------------------------|
| Volkswagen | car | | | Bosch | ME17.5.6 | TC1767 | EEPROM | R/W | | BENCH | BOOT |
| Volkswagen | car | | | Bosch | ME17.5.20 | TC1767 | EEPROM | R/W | | | BOOT |
| Volkswagen | car | | | Bosch | ME17.5.24 | TC1724 | EEPROM | R/W | | BENCH | BOOT |
| Volkswagen | car | | | Bosch | ME17.5.26 | TC1724 | EEPROM | R/W | | BENCH | BOOT |
| Volkswagen | car | | | Siemens | SDI 3 | TC1796 | EEPROM | R/W | | | BOOT |
| Volkswagen | car | | | Siemens | PCR2.1 | TC1796 | EEPROM | R/W | OBD | BENCH | BOOT |
| Volkswagen | car | | | Siemens | Simos 10.11 | TC1766 | EEPROM | R/W | | | BOOT |
| Volkswagen | car | | | Siemens | SIMOS 12 | TC1797 | EEPROM | R/W | OBD | | BOOT |
| Volkswagen | car | | | Siemens | SIMOS 18 | TC1791 | EEPROM | R/W | OBD | | BOOT |
| Volkswagen | car | | | Bosch | EDC15 | C167 | 29F400 | R/W | | | BOOT |
| Volkswagen | car | Sharan | 1.9I TDI PD | Bosch | EDC15V | | | R/W | OBD | BENCH | BOOT |
| Volkswagen | car | | | Bosch | EDC15P | C167 | 29F400 | R/W | OBD | BENCH | BOOT |
| Volkswagen | car | | | Bosch | ME7.1.1 | C167 | 29F800 | R/W | | | BOOT |
| Volkswagen | car | | | Bosch | ME7.5 | C167 | 29F400 | R/W | | | BOOT |
| Volkswagen | car | | | Bosch | ME7.5.20 | C167 | | R/W | | | BOOT |
| Volkswagen | car | | | Bosch | ME7.5.20 | ST10F275 | | R/W | | | BOOT |
| Volkswagen | car | | | Bosch | ME7.5.30 | ST10F275 | | R/W | | | BOOT |
| Volkswagen | car | | | Marelli | 4AVP | ST10F269 | | R/W | | | BOOT |
| Volkswagen | car | | | Marelli | 4AC | ST10F269 | | R/W | | | BOOT |
| Volkswagen | car | | | Marelli | 4EV | ST10F280 | | R/W | | | BOOT |
| Volkswagen | car | | | Marelli | 4HV | ST10F269 | | R/W | OBD | | BOOT |
| Volkswagen | car | | | Marelli | 4SF | ST10F280 | | R/W | | | BOOT |
| Volkswagen | car | | | Marelli | 4TV | ST10F280 | | R/W | OBD | | BOOT |
| Volkswagen | car | | | Marelli | 4VB | ST10F280 | | R/W | | | BOOT |
| Volkswagen | car | | | Siemens | SIMOS 3 | C167 | 29F400 / 29F800 | R/W | | | BOOT |
| Volkswagen | car | | | Siemens | SIMOS 7.1 | C167 | 29F400 / 29F800 | R/W | OBD | | BOOT |
| Volkswagen | car | | | Siemens | SIMOS 7.8 | C167 | 29F400 / 29F800 | R/W | OBD | | BOOT |
| Volkswagen | car | | | Siemens | SIMOS 9.1 | C167 | 29F400 / 29F800 | R/W | OBD | | BOOT |
| Volkswagen | car | | | Delphi | DCM3.7 | Renesas | | R/W | OBD | | READ JTAG / WRITE BOOT |
| Volkswagen | TCU | Beetle | DSG DQ200 – MQB | Temic | DQ200 | | | | | BENCH | |
| Volkswagen | TCU | Beetle | DSG DQ200 – MQB Gen 2 | Temic | DQ200 G2 | | | | | BENCH | |
| Volkswagen | TCU | Beetle | DSG DQ200 – MQB Gen 2 >2019 | Temic | DQ200 G2 (since 2019) | | | | | BENCH | |
| Volkswagen | TCU | Beetle | | Temic | DQ250 C/E/F | | | | OBD | BENCH | |
| Volkswagen | TCU | Bora | DSG DQ250 – MQB | Temic | DQ250 MQB | | | | | BENCH | |
| Volkswagen | TCU | Bora | | Temic | DQ250 C/E/F | | | | OBD | BENCH | |
| Volkswagen | TCU | Caddy | DSG DQ200 – MQB | Temic | DQ200 | | | | | BENCH | |
| Volkswagen | TCU | Caddy | DSG DQ200 – MQB Gen 2 | Temic | DQ200 G2 | | | | | BENCH | |
| Volkswagen | TCU | Caddy | DSG DQ250 | Temic | DQ250 | | | | | BENCH | |
| Volkswagen | TCU | Caddy | DSG DQ250 – MQB | Temic | DQ250 MQB | | | | | BENCH | |
| Volkswagen | TCU | Caddy | DSG DQ200 – MQB Gen 2 >2019 | Temic | DQ200 G2 (since 2019) | | | | | BENCH | |
| Volkswagen | TCU | CC | DSG DQ200 – MQB | Temic | DQ200 | | | | | BENCH | |
| Volkswagen | TCU | EOS | DSG DQ200 – MQB | Temic | DQ200 | | | | | BENCH | |
| Volkswagen | TCU | EOS | DSG DQ250 | Temic | DQ250 | | | | | BENCH | |
| Volkswagen | TCU | EOS | DSG DQ250 – MQB | Temic | DQ250 MQB | | | | | BENCH | |
| Volkswagen | TCU | EOS | | Temic | DQ250 C/E/F | | | | OBD | BENCH | |
| Volkswagen | TCU | Golf | DSG DQ200 – MQB | Temic | DQ200 | | | | | BENCH | |
| Volkswagen | TCU | Golf | DSG DQ200 – MQB Gen 2 | Temic | DQ200 G2 | | | | | BENCH | |
| Volkswagen | TCU | Golf | DSG DQ200 – MQB Gen 2 >2019 | Temic | DQ200 G2 (since 2019) | | | | | BENCH | |
| Volkswagen | TCU | Golf | DSG DQ250 | Temic | DQ250 | | | | | BENCH | |
| Volkswagen | TCU | Golf | DSG DQ250 – MQB | Temic | DQ250 MQB | | | | | BENCH | |
| Volkswagen | TCU | Golf | | Temic | DQ250 C/E/F | | | | OBD | BENCH | |
| Volkswagen | TCU | Golf | DSG DQ200 – MQB Gen 2 >2019 | Temic | DQ200 G2 (since 2019) | | | | | BENCH | |
| Volkswagen | TCU | Golf | DSG DQ400E | Temic | DQ400E | | | | | BENCH | |
| Volkswagen | TCU | Jetta | DSG DQ200 – MQB | Temic | DQ200 | | | | | BENCH | |
| Volkswagen | TCU | Jetta | | Temic | DQ250 C/E/F | | | | OBD | BENCH | |
| Volkswagen | TCU | Lavida | DSG DQ200 – MQB | Temic | DQ200 | | | | | BENCH | |
| Volkswagen | TCU | Passat | DSG DQ200 – MQB | Temic | DQ200 | | | | | BENCH | |
| Volkswagen | TCU | Passat | DSG DQ250 | Temic | DQ250 | | | | | BENCH | |
| Volkswagen | TCU | Passat | DSG DQ250 – MQB | Temic | DQ250 MQB | | | | | BENCH | |
| Volkswagen | TCU | Passat | | Temic | DQ250 C/E/F | | | | OBD | BENCH | |
| Volkswagen | TCU | Phaeton | DL382 | Temic | DL382 | | | | | BENCH | |
| Volkswagen | TCU | Polo | DSG DQ200 – MQB | Temic | DQ200 | | | | | BENCH | |

| | | | | | | | | | | | | |
|------------|-----|----------|-----------------------|---------|-------------|--------------------------|--------------|-----|--------|-----|-------|------|
| Volkswagen | TCU | Scirocco | DSG DQ200 – MQB | Temic | DQ200 | | | | | | BENCH | |
| Volkswagen | TCU | Scirocco | DSG DQ250 | Temic | DQ250 | | | | | | BENCH | |
| Volkswagen | TCU | Scirocco | DSG DQ250 – MQB | Temic | DQ250 MQB | | | | | | BENCH | |
| Volkswagen | TCU | Scirocco | | Temic | DQ250 C/E/F | | | | | OBD | BENCH | |
| Volkswagen | TCU | Sharan | DSG DQ250 – MQB | Temic | DQ250 MQB | | | | | | BENCH | |
| Volkswagen | TCU | Sharan | | Temic | DQ250 C/E/F | | | | | OBD | BENCH | |
| Volkswagen | TCU | Tiguan | DSG DQ200 – MQB Gen 2 | Temic | DQ200 G2 | | | | | | BENCH | |
| Volkswagen | TCU | Tiguan | DSG DQ250 | Temic | DQ250 | | | | | | BENCH | |
| Volkswagen | TCU | Tiguan | DSG DQ250 – MQB | Temic | DQ250 MQB | | | | | | BENCH | |
| Volkswagen | TCU | Tiguan | | Temic | DQ250 C/E/F | | | | | OBD | BENCH | |
| Volkswagen | TCU | Touran | DSG DQ200 – MQB | Temic | DQ200 | | | | | | BENCH | |
| Volkswagen | TCU | Touran | DSG DQ250 | Temic | DQ250 | | | | | | BENCH | |
| Volkswagen | TCU | Touran | DSG DQ250 – MQB | Temic | DQ250 MQB | | | | | | BENCH | |
| Volkswagen | TCU | Touran | | Temic | DQ250 C/E/F | | | | | OBD | BENCH | |
| Volkswagen | TCU | Up! | | ZF | SQ100 | | | | | | | BOOT |
| Volkswagen | TCU | Vento | DSG DQ200 – MQB | Temic | DQ200 | | | | | | BENCH | |
| Volkswagen | car | Vento | 2.0I TSI | Bosch | MED17.x | | | | R/W | | OBD | |
| Volkswagen | car | | | Bosch | EDC15P | C167 29F400BT / 29F800BT | EEPROM 24C04 | R/W | K-line | OBD | BENCH | BOOT |
| Volkswagen | car | | | Bosch | EDC15V | C167 29F400BT / 29F800BT | EEPROM 24C04 | R/W | K-line | | BENCH | |
| Volkswagen | car | | | Bosch | MED17.5.11 | C167 29F800BB | EEPROM 95040 | R/W | K-line | | BENCH | |
| Volkswagen | car | | | Bosch | ME7.5.x | C167 29F400BB / 29F800BB | EEPROM 95040 | R/W | K-line | | BENCH | |
| Volkswagen | car | | | Bosch | ME7.5.20 | ST10F275 | EEPROM 95040 | R/W | K-line | | BENCH | |
| Volkswagen | car | | | Siemens | Simos 3xx | C167 29F400BB | EEPROM 93C76 | R/W | K-line | | BENCH | BOOT |
| Volkswagen | car | | | Bosch | EDC16CP34 | MPC563/564 | EEPROM | R/W | | OBD | BENCH | JTAG |
| Volkswagen | car | | | Bosch | EDC16U1 | MPC555/556 | EEPROM | R/W | | OBD | BENCH | JTAG |
| Volkswagen | car | | | Bosch | EDC16U31 | MPC563/564 | EEPROM | R/W | | | BENCH | JTAG |
| Volkswagen | car | | | Bosch | EDC16U34 | MPC561/562 | EEPROM | R/W | | OBD | BENCH | JTAG |
| Volkswagen | car | | | Bosch | MED9.1 | MPC561/562 | EEPROM | R/W | | OBD | BENCH | JTAG |
| Volkswagen | car | | | Bosch | MED9.1 | MPC563/564 | EEPROM | R/W | | OBD | BENCH | JTAG |
| Volkswagen | car | | | Bosch | MED9.5.10 | MPC561/562 | EEPROM | R/W | | OBD | BENCH | JTAG |
| Volkswagen | car | | | Siemens | SIMOS 6.x | MPC5xx | EEPROM | R/W | | | JTAG | JTAG |
| Volvo | car | C30 | 1.6I Tdi | Bosch | EDC16C34 | | | R/W | | OBD | BENCH | JTAG |
| Volvo | car | C30 | 2.0I D | Siemens | SID206 | | | R/W | | | OBD | JTAG |
| Volvo | car | C30 | 1.6I D2 | Siemens | SID807 EVO | | | R/W | | | OBD | BOOT |
| Volvo | car | C30 | 2.5I T | Bosch | ME9.0 | | | R/W | | | OBD | |
| Volvo | car | C30 | 2.0 D | Siemens | 803A | | | R/W | | | | |
| Volvo | car | C70 | 2.0I D | Siemens | SID206 | | | R/W | | | OBD | JTAG |
| Volvo | car | C70 | 2.5I T | Bosch | ME7.0 | | | R/W | | | OBD | |
| Volvo | car | C70 | 2.5I T | Bosch | ME9.0 | | | R/W | | | OBD | |
| Volvo | car | S40 | 1.6I Tdi | Bosch | EDC16C34 | | | R/W | | OBD | BENCH | JTAG |
| Volvo | car | S40 | 2.5I Tdi | Bosch | EDC16C31 | | | R/W | | OBD | BENCH | JTAG |
| Volvo | car | S40 | 2.0I D | Siemens | SID206 | | | R/W | | | OBD | JTAG |
| Volvo | car | S40 | 1.6I D2 | Siemens | SID807 EVO | | | R/W | | | OBD | BOOT |
| Volvo | car | S40 | 2.5I T | Bosch | ME9.0 | | | R/W | | | OBD | |
| Volvo | car | S60 | 2.5I Tdi | Bosch | EDC15C3 | | | R/W | | | | BOOT |
| Volvo | car | S60 | 2.5I Tdi | Bosch | EDC16C31 | | | R/W | | OBD | BENCH | JTAG |
| Volvo | car | S60 | 1.6I D2 | Siemens | SID807 EVO | | | R/W | | | OBD | BOOT |
| Volvo | car | S60 | 2.0I D3,D4,D5 | Denso | MB279700 | | | R/W | | | OBD | |
| Volvo | car | S60 | 2.5I T | Bosch | ME7.0 | | | R/W | | | OBD | |
| Volvo | car | S60 | 2.0I T3,T4,T5,T6 | Denso | MB279700 | | | R/W | | | OBD | |
| Volvo | car | S80 | 2.0I D | Siemens | SID206 | | | R/W | | | OBD | JTAG |
| Volvo | car | S80 | 1.6I D2 | Siemens | SID807 EVO | | | R/W | | | OBD | BOOT |
| Volvo | car | S80 | 2.0I D4,T5 | Denso | MB279700 | | | R/W | | | OBD | |
| Volvo | car | S80 | 2.5I T | Bosch | ME7.0 | | | R/W | | | OBD | |
| Volvo | car | S90 | 2.0I D4,D5 | Denso | MB279700 | | | R/W | | | OBD | |
| Volvo | car | S90 | 2.0I T4,T5,T8 | Denso | MB279700 | | | R/W | | | OBD | |
| Volvo | car | V40 | 2.0I Tdi | Bosch | EDC15C3 | | | R/W | | | OBD | |
| Volvo | car | V40 | 2.5I Tdi | Bosch | EDC16C31 | | | R/W | | OBD | BENCH | JTAG |
| Volvo | car | V40 | 1.6I D2 | Siemens | SID807 EVO | | | R/W | | | OBD | BOOT |
| Volvo | car | V40 | 2.0I D2,D3,d4 | Denso | MB279700 | | | R/W | | | OBD | |
| Volvo | car | V40 | 2.0I T2,T3,T4,T5 | Denso | MB279700 | | | R/W | | | OBD | |
| Volvo | car | V50 | 1.6I Tdi | Bosch | EDC16C34 | | | R/W | | OBD | BENCH | JTAG |

| | | | | | | | | | | |
|-------|-------|------|------------------|-------------------|---------------|--------------------------|-----------------|-----|--------|------------------------|
| Volvo | car | V50 | 2.5l Tdi | Bosch | EDC16C31 | | R/W | OBD | BENCH | JTAG |
| Volvo | car | V50 | 2.0l D | Siemens | SID206 | | R/W | OBD | | JTAG |
| Volvo | car | V50 | 1.6l D2 | Siemens | SID807 EVO | | R/W | OBD | | BOOT |
| Volvo | car | V50 | 2.5l T | Bosch | ME9.0 | | R/W | OBD | | |
| Volvo | car | V60 | 1.6l D2 | Siemens | SID807 EVO | | R/W | OBD | | BOOT |
| Volvo | car | V60 | 2.0l D3,D4 | Denso | MB279700 | | R/W | OBD | | |
| Volvo | car | V60 | 2.0l T5 | Denso | MB279700 | | R/W | OBD | | |
| Volvo | car | V70 | 2.0l D | Siemens | SID206 | | R/W | OBD | | JTAG |
| Volvo | car | V70 | 2.5l Tdi | Bosch | EDC15C3 | | R/W | | | BOOT |
| Volvo | car | V70 | 2.5l Tdi | Bosch | EDC16C31 | | R/W | OBD | BENCH | JTAG |
| Volvo | car | V70 | 1.6l D2 | Siemens | SID807 EVO | | R/W | OBD | | BOOT |
| Volvo | car | V70 | 2.0l D2,D3,D4 | Denso | MB279700 | | R/W | OBD | | |
| Volvo | car | V70 | 2.5l T | Bosch | ME7.0 | | R/W | OBD | | |
| Volvo | car | V70 | 2.5l T | Bosch | ME9.0 | | R/W | OBD | | |
| Volvo | car | V70 | 2.0l T4,T5 | Denso | MB279700 | | R/W | OBD | | |
| Volvo | car | V90 | 2.0l D3,D4,D5 | Denso | MB279700 | | R/W | OBD | | |
| Volvo | car | V90 | 2.0l T4,T5,T6,T8 | Denso | MB279700 | | R/W | OBD | | |
| Volvo | car | XC40 | 1.5 T | Bosch | MG1CS080 | | R/W | | BENCH | |
| Volvo | car | XC60 | 2.5l Tdi | Bosch | EDC15C3 | | R/W | | | BOOT |
| Volvo | car | XC60 | 2.5l Tdi | Bosch | EDC16C31 | | R/W | OBD | BENCH | JTAG |
| Volvo | car | XC60 | 2.0l D4,D4 | Denso | MB279700 | | R/W | OBD | | |
| Volvo | car | XC60 | 2.0l T5,T6,T8 | Denso | MB279700 | | R/W | OBD | | |
| Volvo | car | XC70 | 2.5l Tdi | Bosch | EDC15C3 | | R/W | | | BOOT |
| Volvo | car | XC70 | 2.5l Tdi | Bosch | EDC16C31 | | R/W | OBD | BENCH | JTAG |
| Volvo | car | XC70 | 2.5l T | Bosch | ME7.0 | | R/W | OBD | | |
| Volvo | car | XC90 | 2.5l Tdi | Bosch | EDC15C3 | | R/W | | | BOOT |
| Volvo | car | XC90 | 2.5l Tdi | Bosch | EDC16C31 | | R/W | OBD | BENCH | JTAG |
| Volvo | car | XC90 | 2.0l D4,D5 | Denso | MB279700 | | R/W | OBD | | |
| Volvo | car | XC90 | 2.5l T | Bosch | ME7.0 | | R/W | OBD | | |
| Volvo | car | XC90 | 2.0l T5,T6,T8 | Denso | MB279700 | | R/W | OBD | | |
| Volvo | car | | | Bosch | EDC15C3 | C167 29F400BT | EEPROM 95P08 | R/W | K-line | BENCH |
| Volvo | car | | | Bosch | EDC16C31-6 | MPC561/562 M58BW016DB | EEPROM 95320 | R/W | CAN | BENCH JTAG |
| Volvo | car | | | Bosch | EDC16C34 | MPC5xx M58BW016DB | EEPROM 95160 | R/W | CAN | BENCH JTAG |
| Volvo | car | | | Bosch | ME7.0 | C167 29F400BB / 29F800BB | EEPROM 95P08 | R/W | CAN | BENCH |
| Volvo | car | | | Bosch | ME9.0 | MPC5xx M58BW016DB | EEPROM 95080 | R/W | CAN | BENCH |
| Volvo | car | | | Siemens | SID803A | AM29BDD160xB / S29CDD016 | EEPROM 95320 | R/W | CAN | BENCH JTAG |
| Volvo | car | | | Bosch | ME9 | MPC561/2 | M58BW016DB | R/W | | JTAG JTAG |
| Volvo | car | | | Bosch | EDC16+ | MPC561/2 | M58BW016DB | R/W | | JTAG JTAG |
| Volvo | car | | | Bosch | EDC16+ | MPC563/4 | M58BW016DB | R/W | | JTAG JTAG |
| Volvo | car | | | Bosch | EDC16C31 | MPC561/562 | EEPROM | R/W | | BENCH JTAG |
| Volvo | car | | | Bosch | EDC16C31 | MPC563/564 | EEPROM | R/W | | BENCH JTAG |
| Volvo | car | | | Bosch | EDC16C34 | MPC561/562 | EEPROM | R/W | | BENCH JTAG |
| Volvo | car | | | Bosch | MED17.2 | TC1767 | EEPROM | R/W | | BOOT |
| Volvo | car | | | Bosch | MED17.2.2 | TC1797 | EEPROM | R/W | | BOOT |
| Volvo | car | | | Bosch | EDC17CP22 | TC1796 | EEPROM | R/W | | BENCH BOOT |
| Volvo | car | | | Bosch | EDC17CP48 | TC1797 | EEPROM | R/W | | BENCH BOOT |
| Volvo | car | | | Bosch | EDC17CP68 | TC1797 | EEPROM | R/W | | BENCH BOOT |
| Volvo | car | | | Siemens | SID807 | TC1797 | EEPROM | R/W | OBD | BOOT |
| Volvo | car | | | Bosch | EDC15 | C167 | 29F400 / 29F800 | R/W | | BOOT |
| Volvo | car | | | Bosch | ME7.0 | C167 | 29F800 | R/W | | BOOT |
| Volvo | car | | | Bosch | ME7.0.1 | C167 | 29F800 | R/W | | BOOT |
| Volvo | car | | | Siemens | SIRIUS32 S108 | C167 | 29F200 / 29F400 | R/W | | BOOT |
| Volvo | truck | | | TRW | EMS2.2 v1 | MPC5554 | EEPROM | R/W | | BENCH JTAG |
| Volvo | truck | | | TRW | EMS2.2 v2 | MPC5554 | EEPROM | R/W | | BENCH JTAG |
| Volvo | truck | | | TRW | EMS2.2 v3 | MPC5554 | EEPROM | R/W | | BENCH JTAG |
| Volvo | truck | | | Continental | ACM TCK | SPC564 | EEPROM | R/W | JTAG | JTAG |
| Volvo | car | | | TRW | EMS2.3 | SPC5674 | EEPROM | R/W | | BENCH JTAG |
| Volvo | car | | | Denso | LA.2 Hw1 | Renesas | | R/W | | READ JTAG / WRITE BOOT |
| Volvo | car | | | Denso | LA.2 Hw2 | Renesas | | R/W | | READ JTAG / WRITE BOOT |
| Volvo | car | | | Denso | 079700-9133 | Renesas | | R/W | | READ JTAG / WRITE BOOT |
| Volvo | car | | | Denso | - | Renesas | | R/W | | READ JTAG / WRITE BOOT |
| Volvo | TCU | C30 | GETRAG MPS6 | Continental Temic | 6DCT450 | | | | | BENCH |

| | | | | | | | | | | |
|---------------|-----------|----------------|------------------------|-------------------|----------------|------------|------------------------------|------|-------|-------------------------------|
| Volvo | TCU | C70 | GETRAG MPS6 | Continental Temic | 6DCT450 | | | | BENCH | |
| Volvo | TCU | S40 | GETRAG MPS6 | Continental Temic | 6DCT450 | | | | BENCH | |
| Volvo | TCU | S60 | GETRAG MPS6 | Continental Temic | 6DCT450 | | | | BENCH | |
| Volvo | TCU | S80 | GETRAG MPS6 | Continental Temic | 6DCT450 | | | | BENCH | |
| Volvo | TCU | V40 | GETRAG MPS6 | Continental Temic | 6DCT450 | | | | BENCH | |
| Volvo | TCU | V50 | GETRAG MPS6 | Continental Temic | 6DCT450 | | | | BENCH | |
| Volvo | TCU | V60 | GETRAG MPS6 | Continental Temic | 6DCT450 | | | | BENCH | |
| Volvo | TCU | V70 | GETRAG MPS6 | Continental Temic | 6DCT450 | | | | BENCH | |
| Volvo | TCU | XC60 | GETRAG MPS6 | Continental Temic | 6DCT450 | | | | BENCH | |
| Volvo | TCU | XC90 | GETRAG MPS6 | Continental Temic | 6DCT450 | | | | BENCH | |
| Volvo Penta | marine | | D | Bosch | EDC7C1 | | | R/W | OBD | JTAG |
| Volvo Penta | marine | | | Bosch | EDC7UC31 | MPC561/562 | EEPROM | R/W | | BENCH JTAG |
| Volvo S80 3.2 | car | | | Denso | - | Renesas | | R/W | | READ JTAG / WRITE BOOT |
| Volvo Truck | truck | FE - D7E | 240/320 CV | TRW | TRW EMS2 J1708 | | | R/W | OBD | |
| Volvo Truck | truck | FE - D7F E5 | 240/260/290 CV | TRW | TRW EMS2 J1708 | | | VR/W | OBD | |
| Volvo Truck | truck | FL6 | 180/220/250 CV | Lucas | Lucas J1708 | | | R/W | OBD | |
| Volvo Truck | truck | FL6 - D7E | 240/320 CV | TRW | TRW EMS2 J1708 | | | R/W | OBD | |
| Volvo Truck | truck | FL6 - D7F E5 | 240/260/290 | TRW | TRW EMS2 J1708 | | | VR/W | OBD | |
| Volvo Truck | truck | FM7 | 290 CV | Lucas | Lucas J1708 | | | R/W | OBD | |
| Volvo Truck | truck | FM9 | 260/300/340/380 CV | Lucas | Lucas J1708 | | | R/W | OBD | |
| Volvo Truck | truck | FM9 - D9B | 300 CV | TRW | TRW EMS2 J1708 | | | R/W | OBD | |
| Volvo Truck | truck | FM10 | 360 CV | Lucas | Lucas J1708 | | | R/W | OBD | |
| Volvo Truck | truck | FM11 - D11C E5 | 330/370/410/450 CV | TRW | TRW EMS2 J1708 | | | VR/W | OBD | |
| Volvo Truck | truck | FM12 | 240/380/420 CV | Lucas | Lucas J1708 | | | R/W | OBD | |
| Volvo Truck | truck | FM13 - D13A | 440/480 CV | TRW | TRW EMS2 J1708 | | | R/W | OBD | |
| Volvo Truck | truck | FM13 - D13C E5 | 400/440/480 | TRW | TRW EMS2 J1708 | | | VR/W | OBD | |
| Volvo Truck | truck | FH12 | 340/380/420/460/500 CV | Lucas | Lucas J1708 | | | R/W | OBD | |
| Volvo Truck | truck | FH13 - D13A | 400/440/480/520 CV | TRW | TRW EMS2 J1708 | | | R/W | OBD | |
| Volvo Truck | truck | FH13 - D13C E5 | 400/420/440/460/480 CV | TRW | TRW EMS2 J1708 | | | VR/W | OBD | |
| Volvo Truck | truck | FH16 | 520/550/610 CV | Lucas | Lucas J1708 | | | R/W | OBD | |
| Volvo Truck | truck | FH16 - D16C | 550/610 CV | TRW | TRW EMS2 J1708 | | | R/W | OBD | |
| Volvo Truck | truck | FH16 - D16G E5 | 540/600/700/750 CV | TRW | TRW EMS2 J1708 | | | VR/W | OBD | |
| Volvo Truck | truck | B12 | 380 CV | Lucas | Lucas J1708 | | | R/W | OBD | |
| Volvo Truck | truck | Genesis | 380 CV | Lucas | Lucas J1708 | | | R/W | OBD | |
| VW Truck | truck | Volkswagen | 3.0l D Sprint Cummins | Bosch | EDC7C1 | | | R/W | OBD | JTAG |
| XCMG | car | | | Bosch | EDC7UC31 | MPC561/562 | EEPROM | R/W | | BENCH JTAG |
| XCMG | tractor | | | Bosch | EDC17CV44 | TC1767 | EEPROM | R/W | | BENCH BOOT |
| Yamaha | motorbike | | | Mitsubishi | F8T601xx | | | R/W | | BENCH |
| Yamaha | motorbike | | | Mitsubishi | F8T6027x | | | R/W | | BENCH |
| Yamaha | motorbike | | | Mitsubishi | F8T604xx | | | R/W | | BENCH |
| Yamaha | motorbike | | | Mitsubishi | F8T60972 | | | R/W | | BENCH |
| Yamaha | motorbike | | | Mitsubishi | F8T9487X | | | R/W | | BENCH |
| Yamaha | motorbike | R1 MY2006-2008 | | Denso | 4C8-8591A-xx | Renesas | Double micro sh7052 | R/W | | BENCH |
| Yamaha | motorbike | R1 MY2009-2014 | | Denso | 14B-8591A-xx | Renesas | Double micro sh7054 - sh7058 | R/W | | BENCH JTAG |
| Yamaha | motorbike | R6 MY2017-2020 | | Denso | BN6-8591A-00 | Renesas | SH7058 | R/W | | BENCH JTAG |
| Yamaha | motorbike | R6 MY2008-2016 | | Valeo | 13S-8591A-00 | Renesas | Double micro sh7052 | R/W | | BENCH READ JTAG / WRITE BENCH |
| Yamaha | motorbike | R6 MY2015 | | Denso | BX4-8591A-30 | Renesas | SH7058 | R/W | | BENCH JTAG |
| Yamaha | motorbike | Tracer 900 | | Denso | B1J-8591A-00 | Renesas | SH7058 | R/W | | BENCH JTAG |
| Yamaha | motorbike | R6 MY2015-2016 | | Denso | BX4-8591A-30 | Renesas | SH7058 | R/W | | BENCH JTAG |
| Yamaha | motorbike | R1 MY2006-2008 | | Denso | 4C8-8591A-xx | Renesas | Double micro sh7052 | R/W | | BENCH READ JTAG / WRITE BENCH |
| Yamaha | motorbike | R1 MY2009-2014 | | Denso | 14B-8591A-xx | Renesas | Double micro sh7054 - sh7058 | R/W | | BENCH JTAG |
| Yamaha | motorbike | R6 MY2017-2020 | | Denso | BN6-8591A-00 | Renesas | SH7058 | R/W | | BENCH JTAG |
| Yamaha | motorbike | Tracer | 900 | Denso | B1J-8591A-00 | Renesas | SH7058 | R/W | | BENCH JTAG |
| Yanmar | marine | | | Bosch | ED16C1 | MPC555/556 | EEPROM | R/W | | BENCH READ JTAG / WRITE BENCH |
| Yanmar | tractor | | | Bosch | EDC17CV54 | TC1767 | EEPROM | R/W | | BENCH READ JTAG / WRITE BENCH |
| Yanmar | tractor | 1J5xxx-xxxxx | | Denso | 1J5 | Renesas | SH7058 | R/W | | BENCH READ JTAG / WRITE BENCH |

