XPROG-m Errata Sheet 001

INTRODUCTION

This errata provides information applicable to the following products:

- 1-002-0017 programming adapter Rev.B or earlier

These changes allow you to work with secured ARM MCU via JTAG interface

STEP1



STEP2

- Prepare the four wires. About 5cm in length.



STEP3

- Solder wire shown in the corresponding points at the bottom side



STEP4

- Solder wire shown in the corresponding points at the top side



www.CarUsa.lt

© 2009 TMT