




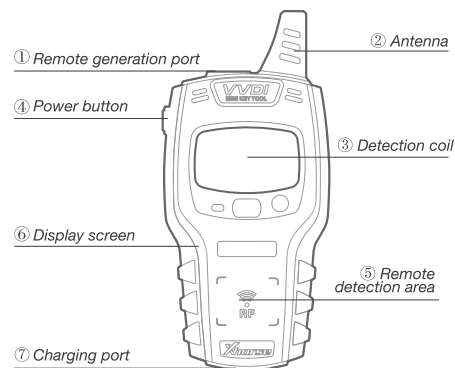
MINI KEYTOOL

User Manual

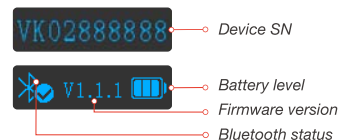


Overview

Device description



— 02 —



[Start]: press and hold the power button for 1 second
[Shut down]: press and hold the power button for 4 seconds

— 03 —



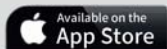
[Transponder detection]: press the power button for 1 second
[Frequency test]: press and hold the power button for 2 seconds

— 04 —



Xhorse

Xhorse



DOWNLOADABLE FROM GOOGLE PLAY AND APPLE APP STORE



AUTOMOTIVE KEY EXPERT



1. Enter the main interface of APP
and click "add device" to connect

— 05 —



2. The bluetooth of the cellphone is required
to be turned on

— 06 —




3. Click "search for new device" and
pair the device according to SN

— 07 —

Xhorse®

MINI KEYTOOL

用户手册



概述

设备描述



— 02 —




【设备开机】：长按电源键1秒
【设备关机】：长按电源键4秒

— 03 —



【芯片识别】：短按电源键1秒自动识别
【频率检测】：长按电源键2秒进行切换

— 04 —



Xhorse

Xhorse | 🔍



请前往苹果或安卓应用市场下载最新APP应用
DOWNLOADABLE FROM GOOGLE PLAY AND APPLE APP STORE

Xhorse®

— 专业锁匠工具 —



1. 进入APP主界面，点击【添加设备】进行连接

— 05 —



2. 要求【手机蓝牙】处于打开状态

— 06 —



3. 点击【搜索新设备】，根据SN码匹配连接的设备

— 07 —